

# Beyond the Surface

(23)



**ABK**

EMOZIONI IN SUPERFICIE



# Beyond the Surface

**ABK**  
EMOZIONI IN SUPERFICIE



# Oltre la superficie

## Beyond the surface

Il percorso di ricerca creativa di ABK si arricchisce, anno dopo anno, di preziose collaborazioni, che oltre al mondo del design coinvolgono anche la sfera della ricerca, della tecnologia e dell'innovazione, per questo ogni progetto ceramico che entra a far parte del catalogo racconta contenuti sempre nuovi, tutti da scoprire.

*As part of its creative research efforts, ABK collaborates continuously with partners from the worlds of design, research, technology and innovation. For this reason, every new ceramic tile collection introduced to the catalogue features new content just waiting to be discovered.*

# Index

## Projects

Stone	POETRY STONE ATLANTIS NATIVE ALPES ALPES RAW MONOLITH
Marble	SENSI ROMA SENSI 900 SENSI SIGNORIA SENSI GEMS SENSI UP
Concrete	BLEND GHOST LAB325 CROSSROAD CHALK
Metal	INTERNO 9 WIDE INTERNO 9
Wood	POETRY WOOD ECO CHIC NEST CROSSROAD WOOD DOLPHIN SOLERAS
Traditional	UNIKA RE-WORK FOSSIL SENSI CLASSIC DOWNTOWN DOCKS PETRAIA
Decor & Wall	POETRY COLORS POETRY DECOR WIDE&STYLE MINI WIDE&STYLE MINI VOL.2 PLAY CROSSROAD BRICK DO UP CHROME
Out.20 20 mm	POETRY STONE - SENSI ROMA - NATIVE ATLANTIS - BLEND - GHOST - LAB325 POETRY WOOD - ECO CHIC - DOLPHIN SOLERAS
Out.30 30 mm	LAB325 TRENTO
Hardkoll	COLLANTI E SIGILLANTI ADHESIVES AND SEALANTS
Technical info	INFORMAZIONI TECNICHE

# Al di là delle tendenze

## Beyond trends

La gamma prodotto 2023 vede ancora protagonisti colore e decorazione, con un'attenzione speciale rivolta all'aspetto tattile delle superfici. Le nuove collezioni sorprendono per realismo e tridimensionalità, riproducendo la naturale variabilità di pietre e marmi, oltre a molteplici effetti di lavorazione d'impronta quasi artigianale, che contribuiscono a rendere sempre unici e speciali i materiali ABK.

*The 2023 product range once again focuses on colour and decoration, with special attention to the tactile qualities of its surfaces. The new collections stand out for their astonishingly realistic, three-dimensional look emulating the natural variability of stone and marble, as well as the wide range of almost handcrafted processing effects that help make ABK products so unique and special.*



# Index

## Projects

Stone	POETRY STONE ATLANTIS NATIVE ALPES ALPES RAW MONOLITH
Marble	SENSI ROMA SENSI 900 SENSI SIGNORIA SENSI GEMS SENSI UP
Concrete	BLEND GHOST LAB325 CROSSROAD CHALK
Metal	INTERNO 9 WIDE INTERNO 9
Wood	POETRY WOOD ECO CHIC NEST CROSSROAD WOOD DOLPHIN SOLERAS
Traditional	UNIKA RE-WORK FOSSIL SENSI CLASSIC DOWNTOWN DOCKS PETRAIA
Decor & Wall	POETRY COLORS POETRY DECOR WIDE&STYLE MINI WIDE&STYLE MINI VOL.2 PLAY CROSSROAD BRICK DO UP CHROME
Out.20 20 mm	POETRY STONE - SENSI ROMA - NATIVE ATLANTIS - BLEND - GHOST - LAB325 POETRY WOOD - ECO CHIC - DOLPHIN SOLERAS
Out.30 30 mm	LAB325 TRENTO
Hardkoll	COLLANTI E SIGILLANTI ADHESIVES AND SEALANTS
Technical info	INFORMAZIONI TECNICHE

# Molto più di un brand

Much more than a brand

WE ARE **ABK GROUP**

Dietro alla forza di ABK c'è la storia di uno dei top player del settore ceramico Italiano diventato multinazionale con l'acquisizione di uno storico stabilimento francese, che si aggiunge alle unità produttive del distretto modenese. ABK GROUP vanta oggi una capacità produttiva di 15 milioni di mq al servizio di sei diversi marchi commerciali. ABK offre una gamma di prodotti d'eccellenza, diversificata per soddisfare ogni necessità in fatto di pavimenti e rivestimenti, compresi i prodotti outdoor e le grandi lastre.

*Building on its long history as one of the top players in the Italian ceramic tile industry, ABK recently became a multinational with the acquisition of a historic French brand. Alongside the existing facilities located in the Modena area. Today ABK GROUP reaches a production capacity of 15 million square meters serving six different brands. ABK offers a wide range of high-quality products suitable for all floor and wall applications, including outdoor products and large slabs.*

## Our numbers



More than **15 mln sqm**  
Production capacity



More than **7,0 mln sqm**  
Warehouse capacity



More than **800**  
Employees



More than **250.000 sqm**  
Building Area

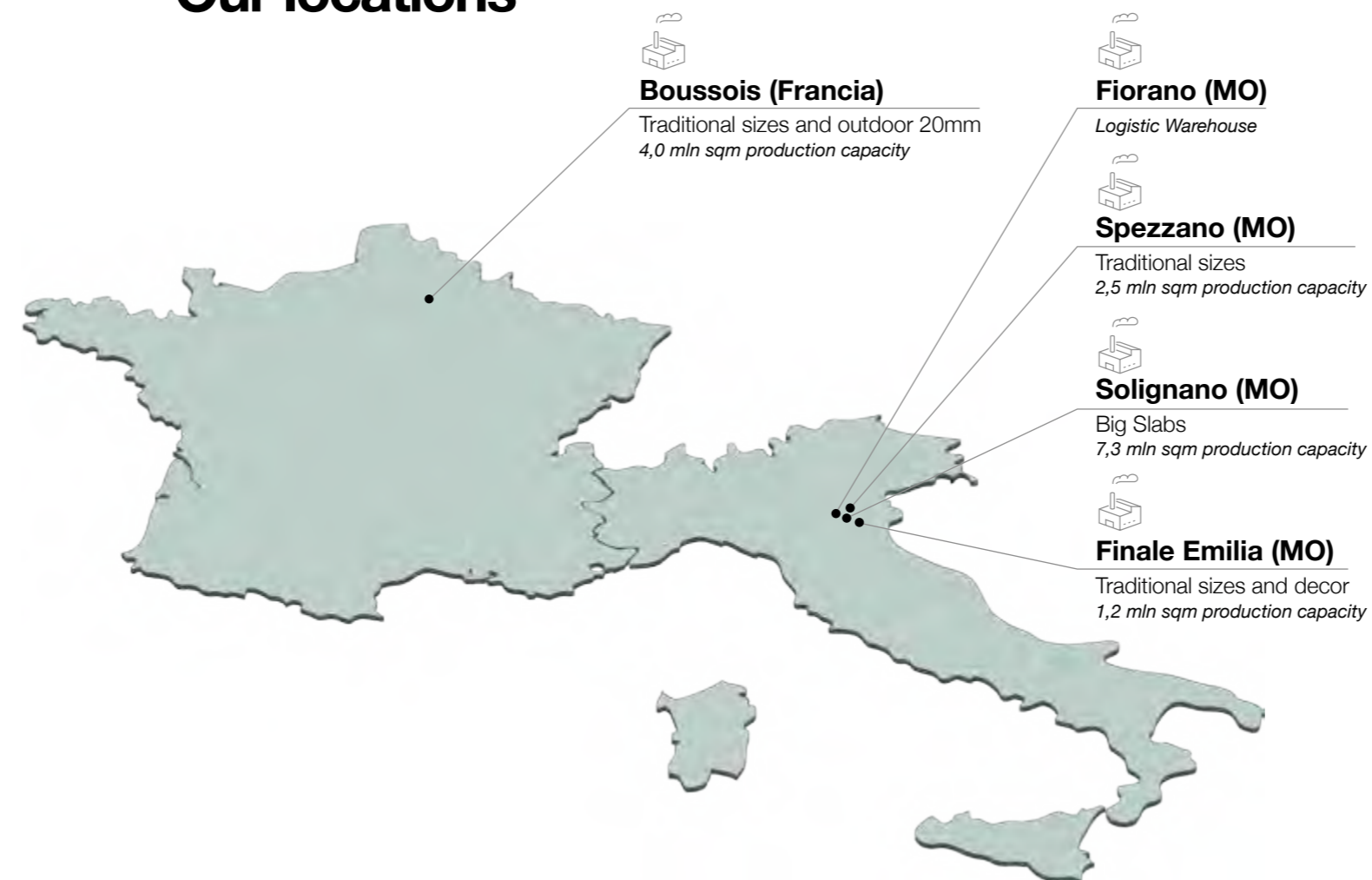


More than **120**  
Countries served



More than **7.000**  
Worldwide customers

## Our locations



# Index

## Projects

Stone	POETRY STONE ATLANTIS NATIVE ALPES ALPES RAW MONOLITH
Marble	SENSI ROMA SENSI 900 SENSI SIGNORIA SENSI GEMS SENSI UP
Concrete	BLEND GHOST LAB325 CROSSROAD CHALK
Metal	INTERNO 9 WIDE INTERNO 9
Wood	POETRY WOOD ECO CHIC NEST CROSSROAD WOOD DOLPHIN SOLERAS
Traditional	UNIKA RE-WORK FOSSIL SENSI CLASSIC DOWNTOWN DOCKS PETRAIA
Decor & Wall	POETRY COLORS POETRY DECOR WIDE&STYLE MINI WIDE&STYLE MINI VOL.2 PLAY CROSSROAD BRICK DO UP CHROME
Out.20 20 mm	POETRY STONE - SENSI ROMA - NATIVE ATLANTIS - BLEND - GHOST - LAB325 POETRY WOOD - ECO CHIC - DOLPHIN SOLERAS
Out.30 30 mm	LAB325 TRENTO
Hardkoll	COLLANTI E SIGILLANTI ADHESIVES AND SEALANTS
Technical info	INFORMAZIONI TECNICHE

# Innovazione senza confini

Boundless innovation



## 3D tech


La tecnologia 3D Tech consente di applicare differenti materie ceramiche, anche a spessore, in perfetta corrispondenza con la grafica sottostante, realizzata in digitale ad altissima definizione. Un processo produttivo rivoluzionario, che combina la matericità con l'estetica del prodotto, fino ad ottenere superfici dallo straordinario valore sensoriale.

*The new 3D Tech technology allows thick layers of various ceramic materials to be applied in perfect alignment with the underlying graphic designs, which are created digitally with extremely high definition. This revolutionary production process combines material and aesthetic effects to create surfaces with extraordinary sensorial appeal.*

## SOFT 3D

La tecnologia SOFT3D consente di realizzare lastre dalla finitura extra morbida arricchite da effetti di bassorilievo che ne esaltano la naturalezza. La differente densità delle materie utilizzate in superficie, nelle zone selezionate, ricrea chimicamente le profondità, che si sovrappongono in maniera esatta alla grafica digitale ad alta risoluzione.


*The SOFT3D technology allows to create slabs with an extra smooth finish, enriched with bas-relief effects that enhance the naturalness of the surface. The different density of the raw materials applied in the selected areas, chemically recreates the depths that exactly match the high-resolution digital graphic.*



## P. tech

La tecnologia P.TECH migliora la resistenza allo scivolamento, pur mantenendo una piacevole sensazione al tatto. P.TECH è il risultato di un innovativo processo produttivo che coniuga la selezione delle materie prime con le fasi di pressatura, cottura e lavorazione a fine linea. I prodotti P.TECH, R10 ed R11, pur raggiungendo i più elevati coefficienti di attrito, si puliscono facilmente, per questo possono essere utilizzati nei progetti wellness e outdoor, anche in aree pubbliche o commerciali.

*The unique P.TECH technology improves slip resistance while maintaining a pleasant tactile sensation. P.TECH is the result of an innovative production process that combines a meticulous selection of raw materials with the pressing, firing and end-of-line processing stages. Despite their high coefficient of friction, R10 and R11 P.TECH products are easy to clean, making them ideal not only for use on indoor floors but also in wellness and outdoor spaces in public or commercial areas.*



## FULLBODY3D

Grazie ai più evoluti sistemi di miscelazione e pressatura degli impasti ceramici, ABK è in grado di ricreare la complessa struttura dei materiali lapidei. L'esclusiva tecnologia FULLBODY3D permette di ottenere ciò che la natura ha creato nei millenni, riproducendo l'estetica delle pietre sia in superficie che nel corpo della lastra. La continuità tra massa, superficie e bordo delle lastre è garantita anche dopo le operazioni di taglio, foratura e rifinitura necessarie a ottenere il prodotto finito.

*ABK Group uses the most advanced ceramic body mixing and pressing systems to recreate the complex structure of stone. Emulating the processes that occur in nature over millions of years, the unique FULLBODY3D technology reproduces the aesthetics of stone both on the surface and within the body of the slab. This ensures seamless continuity between the body, the surface and the edge of the slabs even after cutting, drilling and finishing operations.*




# Index

## Projects

Stone	POETRY STONE ATLANTIS NATIVE ALPES ALPES RAW MONOLITH
Marble	SENSI ROMA SENSI 900 SENSI SIGNORIA SENSI GEMS SENSI UP
Concrete	BLEND GHOST LAB325 CROSSROAD CHALK
Metal	INTERNO 9 WIDE INTERNO 9
Wood	POETRY WOOD ECO CHIC NEST CROSSROAD WOOD DOLPHIN SOLERAS
Traditional	UNIKA RE-WORK FOSSIL SENSI CLASSIC DOWNTOWN DOCKS PETRAIA
Decor & Wall	POETRY COLORS POETRY DECOR WIDE&STYLE MINI WIDE&STYLE MINI VOL.2 PLAY CROSSROAD BRICK DO UP CHROME
Out.20 20 mm	POETRY STONE - SENSI ROMA - NATIVE ATLANTIS - BLEND - GHOST - LAB325 POETRY WOOD - ECO CHIC - DOLPHIN SOLERAS
Out.30 30 mm	LAB325 TRENTO
Hardkoll	COLLANTI E SIGILLANTI ADHESIVES AND SEALANTS
Technical info	INFORMAZIONI TECNICHE

**GRES PORCELLANATO**  
**PORCELAIN TILES**

PRINCIPALI FORMATI DISPONIBILI  
MAIN SIZES AVAILABLE



**CONCRETE - METAL**

<b>BLEND CONCRETE</b> P,tech	<b>BLEND DOTS</b> P,tech	<b>GHOST</b>	<b>LAB325</b>	<b>CROSSROAD CHALK</b>	<b>DOWNTOWN</b>	<b>DOCKS</b>	<b>INTERNO 9 WIDE</b>	<b>INTERNO 9</b>
PAG 118	PAG 118	PAG 130	PAG 130	PAG 140	PAG 148	PAG 238	PAG 244	PAG 156
120x280 120x120 90x90 60x120 60x60 30x60	90x90 60x120 60x60 30x60	120x280 120x120 90x90 60x120 30x120 60x60 30x60	160x320 120x280 120x120 60x120 60x120 20x40	160x320 120x280 120x120 60x120 80x80	80x80 60x60 30x60	60x120 80x80 60x60 30x60	160x320 120x280 80x160 120x120 80x80	60x120 30x120 60x60 30x60
				</				

# Content table

GRES PORCELLANATO  
PORCELAIN

NO SLIP  
SURFACES

R11

8,5 mm

20 mm  
OUT.20

30 mm  
OUT.30

CONCRETE

BLEND CONCRETE PAG. 118	GHOST PAG. 130	LAB325 PAG. 140	DOWNTOWN PAG. 238	DOCKS PAG. 244
60x60 IRON		20x40 60x60 ASH	30x60 ASH	30x60 WARM
ASH		PEARL		
MOON		TAUPE		
60x120 90x90 GREY	90x90 GREY	60x120 ASH		
ASH	ROPE	TAUPE		
MOON				
		90x90 PEPPER		
		TAUPE		

WOOD

POETRY WOOD PAG. 168	ECO CHIC PAG. 178	DOLPHIN PAG. 198	SOLERAS PAG. 206	TRENTO PAG. 318
20x120 GOLD		20x120 COAL	20x80 GRIGIO	
ECRU		GREY	BIANCO	
OAK		OAK	NATURALE	
MUD		CLAY	AVANA	
30x180 30x120 GOLD	30x180 NATURALE	30x120 GREY	30x120 NATURALE	
OAK	AVANA	CLAY	AVANA	
		OAK		
			30x120 NATURALE	
			NOCE	

STONE

POETRY STONE PAG. 18	ATLANTIS PAG. 24	NATIVE PAG. 44	UNIKA PAG. 214	RE-WORK PAG. 222
60x120 PIASE SMOKE	60x60 PIRENEI GREY	60x60 30x60 SMOKE	20x40 EBONY	20x40 MULTI FOG
PIASE ASH	PIRENEI ECRU	GREY	FOG	GREY
PIASE MUD	TRANI IVORY	SAND	ASH	ECRU
	TRANI BEIGE		RED	
120x120 60x120 PIASE ASH	60x90 SMOKE	90x90 FOG		
PIASE MUD	GREY	ASH		
PIRENEI GREY	PIRENEI ECRU	SAND		
TRANI BEIGE				

MARBLE

SENSI ROMA PAG. 66
60x120 IVORY
CREAM

# Index

## Projects

### Stone

POETRY STONE  
ATLANTIS  
NATIVE  
ALPES  
ALPES RAW  
MONOLITH

### Marble

SENSI ROMA  
SENSI 900  
SENSI SIGNORIA  
SENSI GEMS  
SENSI UP

### Concrete

BLEND  
GHOST  
LAB325  
CROSSROAD CHALK

### Metal

INTERNO 9 WIDE  
INTERNO 9

### Wood

POETRY WOOD  
ECO CHIC  
NEST  
CROSSROAD WOOD  
DOLPHIN  
SOLERAS

## Traditional

UNIKA  
RE-WORK  
FOSSIL  
SENSI CLASSIC  
DOWNTOWN  
DOCKS  
PETRAIA

## Decor & Wall

POETRY COLORS  
POETRY DECOR  
WIDE&STYLE MINI  
WIDE&STYLE MINI VOL.2  
PLAY  
CROSSROAD BRICK  
DO UP  
CHROME

## Out.20 20 mm

POETRY STONE - SENSI ROMA - NATIVE  
ATLANTIS - BLEND - GHOST - LAB325  
POETRY WOOD - ECO CHIC - DOLPHIN  
SOLERAS

## Out.30 30 mm

LAB325  
TRENTO

## Hardkoll

COLLANTI E SIGILLANTI  
ADHESIVES AND SEALANTS

## Technical info

INFORMAZIONI TECNICHE



# Index

## alphabetical index

### GRES PORCELLANATO PORCELAIN TILES

# A B C D

ALPES 050  
ALPES RAW 050  
ATLANTIS 034  
ATLANTIS OUT.20 311

BLEND 118  
BLEND OUT.20 312

CROSSROAD  
CHALK 148  
CROSSROAD  
WOOD 192

DOCKS 244  
DOLPHIN 198  
DOLPHIN OUT.20 315  
DOWNTOWN 238

# E F G I

ECO CHIC 178  
ECO CHIC OUT.20 314

FOSSIL 226

GHOST 130  
GHOST OUT.20 312

INTERNO 9 WIDE 156  
INTERNO 9 156

# L M N P

LAB325 140  
LAB325 OUT.20 313  
LAB325 OUT.30 318

MONOLITH 060

NATIVE 044  
NATIVE OUT.20 311  
NEST 186

PETRAIA 252  
POETRY STONE 018  
POETRY STONE OUT.20 310  
POETRY WOOD 168  
POETRY WOOD OUT.20 314

# R S T U

RE-WORK 222

SENSI CLASSIC 232  
SENSI GEMS 098  
SENSI ROMA 066  
SENSI ROMA OUT.20 310  
SENSI SIGNORIA 082  
SENSI UP 106  
SENSI 900 074  
SOLERAS 206  
SOLERAS OUT.20 315

TRENTO OUT.30 318

UNIKA 214

## index by size

### GRES PORCELLANATO PORCELAIN TILES

<b>160x320</b>	ALPES	050
	ATLANTIS	034
	CROSSROAD CHALK	148
	CHROME	304
	INTERNO 9 WIDE	156
	LAB325	140
	NATIVE	044
	SENSI GEMS	098
	SENSI UP	106

<b>120x280</b>	ALPES	050
	ATLANTIS	034
	BLEND	118
	CHROME	304
	CROSSROAD CHALK	148
	GHOST	130
	INTERNO 9 WIDE	156
	LAB325	140
	MONOLITH	060
	POETRY STONE	018
	SENSI GEMS	098
	SENSI ROMA	066
	SENSI SIGNORIA	082
	SENSI UP	106
SENSI 900	074	

<b>120x120</b>	ALPES	050
	ATLANTIS	034
	BLEND	118
	CROSSROAD CHALK	148
	GHOST	130
	INTERNO 9 WIDE	156
	LAB325	140
	MONOLITH	060
	NATIVE	044
	POETRY STONE	018
	SENSI GEMS	098
	SENSI ROMA	066
	SENSI SIGNORIA	082
	SENSI UP	106
SENSI 900	074	

<b>90x90</b>	ATLANTIS	034
	BLEND	118
	BLEND OUT.20	312
	GHOST	130
	GHOST OUT.20	312
	LAB325	140
	NATIVE OUT.20	311

<b>60x90</b>	ATLANTIS OUT.20	311
--------------	-----------------	-----

<b>80x160</b>	ALPES	050
	INTERNO 9 WIDE	156
	LAB325	140

<b>26x200</b>	CROSSROAD WOOD	192
---------------	----------------	-----

<b>26,5x180</b>	POETRY WOOD	168
-----------------	-------------	-----

<b>40x170</b>	DOLPHIN	198
---------------	---------	-----

<b>20x170</b>	DOLPHIN	198
	ECO CHIC	178
	SOLERAS	206

<b>30x180</b>	ECO CHIC OUT.20	314
	POETRY WOOD OUT.20	314

<b>60x120</b>	ALPES RAW	050
	ATLANTIS	034
	BLEND	118
	BLEND OUT.20	312
	CROSSROAD CHALK	148
	DOCKS	244
	GHOST	130
	INTERNO 9	156
	LAB325	140
	LAB325 OUT.20	313
	MONOLITH	060
	NATIVE	044
	POETRY STONE	018
	POETRY STONE OUT.20	310
	SENSI CLASSIC	232
	SENSI GEMS	098
	SENSI ROMA	066
	SENSI SIGNORIA	082
SENSI UP	106	
SENSI 900	074	
UNIKA	214	

<b>40x120</b>	SENSI GEMS	098
	SENSI SIGNORIA	082

<b>30x120</b>	DOLPHIN OUT.20	315
	GHOST	130
	INTERNO 9	156
	POETRY WOOD	168
	POETRY WOOD OUT.20	314
	SOLERAS OUT.20	315
	TRENTO OUT.30	318
	UNIKA	214

<b>20x120</b>	CROSSROAD WOOD	192
	DOLPHIN	198
	ECO CHIC	178
	NEST	186
	POETRY WOOD	168
	SOLERAS	206

<b>80x80</b>	ALPES	050
	CROSSROAD CHALK	148
	DOCKS	244
	DOWNTOWN	238
	INTERNO 9 WIDE	156
	LAB325	140
	NATIVE	044

<b>40x80</b>	RE-WORK	222
	UNIKA	214

<b>20x80</b>	RE-WORK	222
	SOLERAS	206

<b>13,5x80</b>	SOLERAS	206
----------------	---------	-----

<b>60x60</b>	ALPES RAW	050
	ATLANTIS	034
	BLEND	118
	DOCKS	244
	DOWNTOWN	238
	GHOST	130
	INTERNO 9	156
	LAB325	140
	MONOLITH	060
	NATIVE	044
	POETRY STONE	018
	SENSI CLASSIC	232
UNIKA	214	

<b>30x60</b>	ALPES RAW	050
	ATLANTIS	034
	BLEND	118
	DOCKS	244
	DOWNTOWN	238
	FOSSIL	226
	GHOST	130
	INTERNO 9	156
	MONOLITH	060
	NATIVE	044
	UNIKA	214

<b>50x50</b>	FOSSIL	226
	PETRAIA	252

<b>33,3x33,3</b>	PETRAIA	252
------------------	---------	-----

<b>16,65x33,3</b>	PETRAIA	252
-------------------	---------	-----

<b>20x40</b>	LAB325	140
	RE-WORK	222
	UNIKA	214

<b>20x20</b>	PLAY	286
	POETRY DECOR	266

# Index

## Projects

<b>Stone</b>	POETRY STONE
	ATLANTIS
	NATIVE
	ALPES
	ALPES RAW
MONOLITH	

<b>Marble</b>	SENSI ROMA
	SENSI 900
	SENSI SIGNORIA
	SENSI GEMS
	SENSI UP

<b>Concrete</b>	BLEND
	GHOST
	LAB325
	CROSSROAD CHALK

<b>Metal</b>	INTERNO 9 WIDE
	INTERNO 9

<b>Wood</b>	POETRY WOOD
	ECO CHIC
	NEST
	CROSSROAD WOOD
	DOLPHIN
	SOLERAS

<b>Traditional</b>	UNIKA
	RE-WORK
	FOSSIL
	SENSI CLASSIC
	DOWNTOWN
	DOCKS
	PETRAIA

<b>Decor &amp; Wall</b>	POETRY COLORS
	POETRY DECOR
	WIDE&STYLE MINI
	WIDE&STYLE MINI VOL.2
	PLAY
	CROSSROAD BRICK
	DO UP
	CHROME

<b>Out.20 20 mm</b>	POETRY STONE - SENSI ROMA - NATIVE
	ATLANTIS - BLEND - GHOST - LAB325
	POETRY WOOD - ECO CHIC - DOLPHIN
	SOLERAS

<b>Out.30 30 mm</b>	LAB325
TRENTO	

<b>Hardkoll</b>	COLLANTI E SIGILLANTI ADHESIVES AND SEALANTS
-----------------	---

<b>Technical info</b>	INFORMAZIONI TECNICHE
-----------------------	-----------------------

## DECORAZIONE E RIVESTIMENTO DECOR & WALL

CHROME 304  
CROSSROAD BRICK 294  
DO UP 296  
PLAY 286  
POETRY COLORS 260  
POETRY DECOR 266  
WIDE&STYLE MINI 274  
WIDE&STYLE MINI VOL.2 274

## OUTDOOR

OUT.20 OUTDOOR 20MM 308  
OUT.30 OUTDOOR 30MM 308

## COLLANTI E SIGILLANTI PER EDILIZIA BUILDING ADHESIVES AND SEALANTS

HARDKOLL 320

## INFORMAZIONI TECNICHE TECHNICAL INFORMATION 326



# Porcelain

GRES PORCELLANATO  
PORCELAIN TILES

FLOOR & WALL TILES  
PAVIMENTI E RIVESTIMENTI

## Projects

### Stone

POETRY STONE 18  
ATLANTIS 34  
NATIVE 44  
ALPES 50  
ALPES RAW 50  
MONOLITH 60

### Marble

SENSI ROMA 66  
SENSI 900 74  
SENSI SIGNORIA 82  
SENSI GEMS 98  
SENSI UP 106

### Concrete

BLEND 118  
GHOST 130  
LAB325 140  
CROSSROAD CHALK 148

### Metal

INTERNO 9 <sup>WIDE</sup> 156  
INTERNO 9 156

### Wood

POETRY WOOD 168  
ECO CHIC 178  
NEST 186  
CROSSROAD WOOD 192  
DOLPHIN 198  
SOLERAS 206

## Traditional

UNIKA 214  
RE-WORK 222  
FOSSIL 226  
SENSI CLASSIC 232  
DOWNTOWN 238  
DOCKS 244  
PETRAIA 252

# Index

## Projects

### Stone

POETRY STONE  
ATLANTIS  
NATIVE  
ALPES  
ALPES RAW  
MONOLITH

### Marble

SENSI ROMA  
SENSI 900  
SENSI SIGNORIA  
SENSI GEMS  
SENSI UP

### Concrete

BLEND  
GHOST  
LAB325  
CROSSROAD CHALK

### Metal

INTERNO 9 <sup>WIDE</sup>  
INTERNO 9

### Wood

POETRY WOOD  
ECO CHIC  
NEST  
CROSSROAD WOOD  
DOLPHIN  
SOLERAS

### Traditional

UNIKA  
RE-WORK  
FOSSIL  
SENSI CLASSIC  
DOWNTOWN  
DOCKS  
PETRAIA

### Decor & Wall

POETRY COLORS  
POETRY DECOR  
WIDE&STYLE MINI  
WIDE&STYLE MINI VOL.2  
PLAY  
CROSSROAD BRICK  
DO UP  
CHROME

### Out.20 20 mm

POETRY STONE - SENSI ROMA - NATIVE  
ATLANTIS - BLEND - GHOST - LAB325  
POETRY WOOD - ECO CHIC - DOLPHIN  
SOLERAS

### Out.30 30 mm

LAB325  
TRENTO

### Hardkoll

COLLANTI E SIGILLANTI  
ADHESIVES AND SEALANTS

### Technical info

INFORMAZIONI TECNICHE

STONE

# Poetry Stone

GRES PORCELLANATO TUTTA MASSA - UGL  
FULL BODY PORCELAIN - UGL



**6 mm**  
120x280 nat.

**8,5 mm**  
120x120 nat.  
60x120 nat. / R11  
60x60 nat.

**20 mm**  
60x120 R11

**P.tech**  
FULLBODY3D  
**3D tech**

by paola navone



# Index

## Projects

<b>Stone</b>	POETRY STONE ATLANTIS NATIVE ALPES ALPES RAW MONOLITH
<b>Marble</b>	SENSI ROMA SENSI 900 SENSI SIGNORIA SENSI GEMS SENSI UP
<b>Concrete</b>	BLEND GHOST LAB325 CROSSROAD CHALK
<b>Metal</b>	INTERNO 9 WIDE INTERNO 9
<b>Wood</b>	POETRY WOOD ECO CHIC NEST CROSSROAD WOOD DOLPHIN SOLERAS
<b>Traditional</b>	UNIKA RE-WORK FOSSIL SENSI CLASSIC DOWNTOWN DOCKS PETRAIA
<b>Decor &amp; Wall</b>	POETRY COLORS POETRY DECOR WIDE&STYLE MINI WIDE&STYLE MINI VOL.2 PLAY CROSSROAD BRICK DO UP CHROME
<b>Out.20</b> 20 mm	POETRY STONE - SENSI ROMA - NATIVE ATLANTIS - BLEND - GHOST - LAB325 POETRY WOOD - ECO CHIC - DOLPHIN SOLERAS
<b>Out.30</b> 30 mm	LAB325 TRENTO
<b>Hardkoll</b>	COLLANTI E SIGILLANTI ADHESIVES AND SEALANTS
<b>Technical info</b>	INFORMAZIONI TECNICHE



floor  
PIASE MUD 120x120

table  
ABKSTONE  
PIASENTINA MUD 160x320 20 mm FULLBODY 3D



wall  
TRANI BEIGE 60x120 - STAMP BEIGE 60x120

floor  
POETRY WOOD ECRU 20x120

bathdesign - washbasin top  
TRANI BEIGE 120x280

# Index

## Projects

<b>Stone</b>	POETRY STONE ATLANTIS NATIVE ALPES ALPES RAW MONOLITH
<b>Marble</b>	SENSI ROMA SENSI 900 SENSI SIGNORIA SENSI GEMS SENSI UP
<b>Concrete</b>	BLEND GHOST LAB325 CROSSROAD CHALK
<b>Metal</b>	INTERNO 9 WIDE INTERNO 9
<b>Wood</b>	POETRY WOOD ECO CHIC NEST CROSSROAD WOOD DOLPHIN SOLERAS
<b>Traditional</b>	UNIKA RE-WORK FOSSIL SENSI CLASSIC DOWNTOWN DOCKS PETRAIA
<b>Decor &amp; Wall</b>	POETRY COLORS POETRY DECOR WIDE&STYLE MINI WIDE&STYLE MINI VOL.2 PLAY CROSSROAD BRICK DO UP CHROME
<b>Out.20</b> 20 mm	POETRY STONE - SENSI ROMA - NATIVE ATLANTIS - BLEND - GHOST - LAB325 POETRY WOOD - ECO CHIC - DOLPHIN SOLERAS
<b>Out.30</b> 30 mm	LAB325 TRENTO
<b>Hardkoll</b>	COLLANTI E SIGILLANTI ADHESIVES AND SEALANTS
<b>Technical info</b>	INFORMAZIONI TECNICHE

# Poetry Stone

## PIASE MUD

6 mm				
120x280	nat rett.		<b>0010167</b>	F 110,90
8,5 mm				
FULLBODY3D				
120x120	nat rett.	P.tech R10 C	<b>0010178</b>	F 86,50
60x120	nat rett.	P.tech R10 C	<b>0010182</b>	F 67,50
60x60	nat rett.	P.tech R10 C	<b>0010236</b>	F 58,90


## ABKSTONE

FULLBODY 3D				
163,5x323 nat.	<b>0010834</b>	± 12 mm		
FULLBODY 3D				
163,5x323 nat.	<b>0010836</b>	± 20 mm		



## PIASE SMOKE

8,5 mm				
FULLBODY3D				
120x120	nat rett.	P.tech R10 C	<b>0010179</b>	F 86,50
60x120	nat rett.	P.tech R10 C	<b>0010183</b>	F 67,50
60x60	nat rett.	P.tech R10 C	<b>0010237</b>	F 58,90



# Poetry Stone

STONE

## PIASE ASH

8,5 mm				
FULLBODY3D				
120x120	nat rett.	P.tech R10 C	<b>0010176</b>	F 86,50
60x120	nat rett.	P.tech R10 C	<b>0010180</b>	F 67,50
60x60	nat rett.	P.tech R10 C	<b>0010234</b>	F 58,90



# Index

## Projects

<b>Stone</b>	POETRY STONE ATLANTIS NATIVE ALPES ALPES RAW MONOLITH
<b>Marble</b>	SENSI ROMA SENSI 900 SENSI SIGNORIA SENSI GEMS SENSI UP
<b>Concrete</b>	BLEND GHOST LAB325 CROSSROAD CHALK
<b>Metal</b>	INTERNO 9 WIDE INTERNO 9
<b>Wood</b>	POETRY WOOD ECO CHIC NEST CROSSROAD WOOD DOLPHIN SOLERAS
<b>Traditional</b>	UNIKA RE-WORK FOSSIL SENSI CLASSIC DOWNTOWN DOCKS PETRAIA
<b>Decor &amp; Wall</b>	POETRY COLORS POETRY DECOR WIDE&STYLE MINI WIDE&STYLE MINI VOL.2 PLAY CROSSROAD BRICK DO UP CHROME
<b>Out.20</b> 20 mm	POETRY STONE - SENSI ROMA - NATIVE ATLANTIS - BLEND - GHOST - LAB325 POETRY WOOD - ECO CHIC - DOLPHIN SOLERAS
<b>Out.30</b> 30 mm	LAB325 TRENTO
<b>Hardkoll</b>	COLLANTI E SIGILLANTI ADHESIVES AND SEALANTS
<b>Technical info</b>	INFORMAZIONI TECNICHE

# Poetry Stone

## PIRENEI ECRU

8,5 mm		FULLBODY3D		
120x120	nat rett.	Ptech R10 C	0010777	F 86,50
60x120	nat rett.	Ptech R10 C	0010780	F 67,50
60x60	nat rett.	Ptech R10 C	0010782	F 58,90

### ABKSTONE

FULLBODY 3D				
163,5x323 nat.	0008471	± 12 mm		
FULLBODY 3D				
163,5x323 nat.	0008469	± 20 mm		




## PIRENEI GREY

6 mm				
120x280	nat rett.		0008672	F 110,90
8,5 mm		FULLBODY3D		
120x120	nat rett.	Ptech R10 C	0010776	F 86,50
60x120	nat rett.	Ptech R10 C	0010778	F 67,50
60x60	nat rett.	Ptech R10 C	0010781	F 58,90

### ABKSTONE

FULLBODY 3D				
163,5x323 nat.	0008470	± 12 mm		
FULLBODY 3D				
163,5x323 nat.	0008464	± 20 mm		



# Poetry Stone

STONE

## TRANI BEIGE

6 mm				
120x280	nat rett.		0010533	F 110,90
8,5 mm		FULLBODY3D		
120x120	nat rett.	Ptech R10 C	0010536	F 86,50
60x120	nat rett.	Ptech R10 C	0010538	F 67,50
60x60	nat rett.	Ptech R10 C	0010540	F 58,90

### ABKSTONE

163,5x323 nat.	0009274	± 12 mm		
163,5x323 nat.	0009602	± 20 mm		



## TRANI IVORY

8,5 mm				
120x120	nat rett.	Ptech R10 C	0010537	F 86,50
60x120	nat rett.	Ptech R10 C	0010539	F 67,50
60x60	nat rett.	Ptech R10 C	0010541	F 58,90

### ABKSTONE

163,5x323 nat.	0010833	± 12 mm		
163,5x323 nat.	0010835	± 20 mm		



# Index


## Projects

<b>Stone</b>	POETRY STONE ATLANTIS NATIVE ALPES ALPES RAW MONOLITH
<b>Marble</b>	SENSI ROMA SENSI 900 SENSI SIGNORIA SENSI GEMS SENSI UP
<b>Concrete</b>	BLEND GHOST LAB325 CROSSROAD CHALK
<b>Metal</b>	INTERNO 9 WIDE INTERNO 9
<b>Wood</b>	POETRY WOOD ECO CHIC NEST CROSSROAD WOOD DOLPHIN SOLERAS
<b>Traditional</b>	UNIKA RE-WORK FOSSIL SENSI CLASSIC DOWNTOWN DOCKS PETRAIA
<b>Decor &amp; Wall</b>	POETRY COLORS POETRY DECOR WIDE&STYLE MINI WIDE&STYLE MINI VOL.2 PLAY CROSSROAD BRICK DO UP CHROME
<b>Out.20</b> 20 mm	POETRY STONE - SENSI ROMA - NATIVE ATLANTIS - BLEND - GHOST - LAB325 POETRY WOOD - ECO CHIC - DOLPHIN SOLERAS
<b>Out.30</b> 30 mm	LAB325 TRENTO
<b>Hardkoll</b>	COLLANTI E SIGILLANTI ADHESIVES AND SEALANTS
<b>Technical info</b>	INFORMAZIONI TECNICHE


# Poetry Stone

DECORI DA RIVESTIMENTO E PAVIMENTO - WALL AND FLOOR DECORS 8,5 mm




60x120  2  
**CARVING SMOKE** **3D tech**  
**0010802** nat. rett. F 90,90  
 (piase smoke)  
 (vendita al Mq / Sale per Sqm)




60x120  2  
**CARVING ECRU** **3D tech**  
**0010803** nat. rett. F 90,90  
 (pirenei ecru)  
 (vendita al Mq / Sale per Sqm)




60x120  2  
**TRACES MUD** **3D tech**  
**0010190** nat. rett. F 118,90  
 (piase mud)  
 (vendita al Mq / Sale per Sqm)



60x120  2  
**LINES GREY** **3D tech**  
**0011098** nat. rett. F 118,90  
 (pirenei grey)  
 (vendita al Mq / Sale per Sqm)



60x120  2  
**STAMP BEIGE** **3D tech**  
**0011099** nat. rett. F 118,90  
 (trani beige)  
 (vendita al Mq / Sale per Sqm)




wall  
 TRACES MUD 60x120  
 PIASE MUD 60x120


Articolo composto da pattern grafici diversi che non prevedono agganci tra loro e miscelati in modo casuale in fase di inscatolamento. Non si garantisce pertanto la presenza costante di tutti i soggetti all'interno delle confezioni. This article comes in several different versions with unconnected patterns that are mixed randomly at the time of packaging. There is therefore no guarantee that all patterns will be present in any individual box.


# Poetry Stone

DECORI DA PAVIMENTO - FLOOR DECORS 8,5 mm



60x60  3  
**FRINGE GREY** **3D tech**  
**0011100** nat. rett. F 95,90  
 (pirenei grey)  
 (vendita al Mq / Sale per Sqm)




60x60  3  
**CARPET GREY** **3D tech**  
**0011101** nat. rett. F 95,90  
 (pirenei grey)  
 (vendita al Mq / Sale per Sqm)

## 3D tech


La nuova tecnologia 3D Tech consente di applicare differenti materie ceramiche, anche a spessore, in perfetta corrispondenza con la grafica sottostante, realizzata in digitale ad altissima definizione. Un processo produttivo rivoluzionario, che combina la matericità con l'estetica del prodotto, fino ad ottenere superfici dallo straordinario valore sensoriale. The new technology 3D Tech is able to apply different ceramic materials, even within thickness, integrating them perfectly with the underlying graphics, made using highdefinition digital technology. A revolutionary production process that combines the textures with the aesthetics of the product, resulting in surfaces of outstanding sensory value.

DECORI DA RIVESTIMENTO - WALL DECORS 8,5 mm




60x120  1  
**DEC. METAL MUD**  
**0010199** nat. rett. PZ 298,90  
 (piase mud)  
 (vendita al Pezzo / Sale per Piece)



60x120  1  
**DEC. METAL GREY**  
**0011096** nat. rett. PZ 298,90  
 (pirenei grey)  
 (vendita al Pezzo / Sale per Piece)



60x120  1  
**DEC. METAL BEIGE**  
**0011097** nat. rett. PZ 298,90  
 (trani beige)  
 (vendita al Pezzo / Sale per Piece)

## \* Articoli realizzati con metalli / Items produced with metals

Metalli. Si consiglia di pulire la superficie senza utilizzare prodotti contenenti sostanze abrasive per non alterare la brillantezza del metallo. Metal. Do not use products containing abrasive substances to clean the decorative element so as not to affect the shine of the metal.

STONE

# Index

## Projects


<b>Stone</b>	POETRY STONE ATLANTIS NATIVE ALPES ALPES RAW MONOLITH
<b>Marble</b>	SENSI ROMA SENSI 900 SENSI SIGNORIA SENSI GEMS SENSI UP
<b>Concrete</b>	BLEND GHOST LAB325 CROSSROAD CHALK
<b>Metal</b>	INTERNO 9 WIDE INTERNO 9
<b>Wood</b>	POETRY WOOD ECO CHIC NEST CROSSROAD WOOD DOLPHIN SOLERAS
<b>Traditional</b>	UNIKA RE-WORK FOSSIL SENSI CLASSIC DOWNTOWN DOCKS PETRAIA
<b>Decor &amp; Wall</b>	POETRY COLORS POETRY DECOR WIDE&STYLE MINI WIDE&STYLE MINI VOL.2 PLAY CROSSROAD BRICK DO UP CHROME
<b>Out.20 20 mm</b>	POETRY STONE - SENSI ROMA - NATIVE ATLANTIS - BLEND - GHOST - LAB325 POETRY WOOD - ECO CHIC - DOLPHIN SOLERAS
<b>Out.30 30 mm</b>	LAB325 TRENTO
<b>Hardkoll</b>	COLLANTI E SIGILLANTI ADHESIVES AND SEALANTS
<b>Technical info</b>	INFORMAZIONI TECNICHE

# Poetry Stone

DECORI DA PAVIMENTO ON DEMAND - ON DEMAND FLOOR DECORS 8,5 mm



floor  
DEC. CARPET PAINT (PIASE MUD)



floor  
DEC. CARPET METAL (PIASE ASH)

## DEC. CARPET PAINT

### ON DEMAND:

Decorazione white su fondo POETRY STONE a scelta.  
White decoration on POETRY STONE colour of your choice.

120x120	nat rett.	soggetto 1	<b>0010208</b>	PZ 988,90
120x120	nat rett.	soggetto 2	<b>0010209</b>	PZ 988,90
120x120	nat rett.	soggetto 3	<b>0010210</b>	PZ 988,90
120x120	nat rett.	soggetto 4	<b>0010211</b>	PZ 988,90
120x120	nat rett.	soggetto 5	<b>0010212</b>	PZ 988,90
120x120	nat rett.	soggetto 6	<b>0010213</b>	PZ 988,90

(vendita al Pezzo / Sale per Piece)

## DEC. CARPET METAL

### ON DEMAND:

Decorazione metal su fondo POETRY STONE a scelta.  
Metal decoration on POETRY STONE colour of your choice.

120x120	nat rett.	soggetto 1	<b>0010215</b>	PZ 1143,50
120x120	nat rett.	soggetto 2	<b>0010216</b>	PZ 1143,50
120x120	nat rett.	soggetto 3	<b>0010217</b>	PZ 1143,50
120x120	nat rett.	soggetto 4	<b>0010218</b>	PZ 1143,50
120x120	nat rett.	soggetto 5	<b>0010219</b>	PZ 1143,50
120x120	nat rett.	soggetto 6	<b>0010220</b>	PZ 1143,50

(vendita al Pezzo / Sale per Piece)

Articoli con ripresa grafica tra soggetti adiacenti contenuta entro una tolleranza massima di 3 mm. Items with a graphic clearance among the subjects side by side ranging within 3 mm.


### \* Articoli realizzati con metalli / Items produced with metals

Metalli. Si consiglia di pulire la superficie senza utilizzare prodotti contenenti sostanze abrasive per non alterare la brillantezza del metallo.  
Metal. Do not use products containing abrasive substances to clean the decorative element so as not to affect the shine of the metal.

# Poetry Stone


STONE

DEC. CARPET 120x120 (6 SOGGETTI DIVERSI / 6 DIFFERENT PATTERNS)



es: Poetry stone carpet paint ash 120x120 ( 6 sogg. )


## CONSIGLI DI POSA - LAYING ADVICE



A (360x360)

B (120x360)

C (120x240)



D (240x240)

floor  
DEC. CARPET PAINT 120x120 (PIASE ASH) POSA D - LAYING D

# Index

## Projects

<b>Stone</b>	POETRY STONE ATLANTIS NATIVE ALPES ALPES RAW MONOLITH
<b>Marble</b>	SENSI ROMA SENSI 900 SENSI SIGNORIA SENSI GEMS SENSI UP
<b>Concrete</b>	BLEND GHOST LAB325 CROSSROAD CHALK
<b>Metal</b>	INTERNO 9 WIDE INTERNO 9
<b>Wood</b>	POETRY WOOD ECO CHIC NEST CROSSROAD WOOD DOLPHIN SOLERAS
<b>Traditional</b>	UNIKA RE-WORK FOSSIL SENSI CLASSIC DOWNTOWN DOCKS PETRAIA
<b>Decor &amp; Wall</b>	POETRY COLORS POETRY DECOR WIDE&STYLE MINI WIDE&STYLE MINI VOL.2 PLAY CROSSROAD BRICK DO UP CHROME

## Out.20 20 mm

POETRY STONE - SENSI ROMA - NATIVE  
ATLANTIS - BLEND - GHOST - LAB325  
POETRY WOOD - ECO CHIC - DOLPHIN  
SOLERAS

## Out.30 30 mm

LAB325  
TRENTO

## Hardkoll

COLLANTI E SIGILLANTI  
ADHESIVES AND SEALANTS

## Technical info

INFORMAZIONI TECNICHE



# Poetry Stone

OUTDOOR R 11 8,5 mm FULLBODY3D




60x120  $\oplus$  2  
POETRY STONE PIASE MUD R11 rett.  
0010187 F 69,50




60x120  $\oplus$  2  
POETRY STONE PIASE SMOKE R11 rett.  
0010241 F 69,50



60x120  $\oplus$  2  
POETRY STONE PIASE ASH R11 rett.  
0010186 F 69,50



60x120  $\oplus$  2  
POETRY STONE PIRENEI ECRU R11 rett.  
0010531 F 69,50



60x120  $\oplus$  2  
POETRY STONE PIRENEI GREY R11 rett.  
0010530 F 69,50



60x120  $\oplus$  2  
POETRY STONE TRANI BEIGE R11 rett.  
0010544 P.TECH F 69,50



60x120  $\oplus$  2  
POETRY STONE TRANI IVORY R11 rett.  
0010545 P.TECH F 69,50


OUT.20 R 11 20 mm P. tech




60x120  $\oplus$  1  
POETRY STONE PIASE MUD 20 R11 rett.  
0010206 P.TECH F 89,90



60x120  $\oplus$  1  
POETRY STONE PIASE ASH 20 R11 rett.  
0010205 P.TECH F 89,90



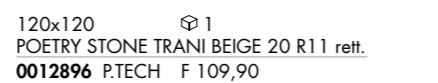
60x120  $\oplus$  1  
POETRY STONE PIRENEI GREY 20 R11 rett.  
0006356 P.TECH F 89,90



60x120  $\oplus$  1  
POETRY STONE PIRENEI ECRU 20 R11 rett.  
0006354 P.TECH F 89,90



60x120  $\oplus$  1  
POETRY STONE TRANI BEIGE 20 R11 rett.  
0010632 P.TECH F 89,90



120x120  $\oplus$  1  
POETRY STONE TRANI BEIGE 20 R11 rett.  
0012896 P.TECH F 109,90

Per la serie completa vedi pag. 310  
For the complete collection see page 310

# Poetry Stone

PEZZI SPECIALI / SPECIAL TRIMS 8,5 mm	PIASE MUD	PIASE SMOKE	PIASE ASH	PIRENEI ECRU	PIRENEI GREY	TRANI BEIGE	TRANI IVORY
BATTISCOPA nat rett. 5,5x120 PZ 12,90 $\oplus$ 6	0010547	0010548	0010546	0010784	0010783	0010549	0010550
GRADONE TOP nat rett. 32x120x4,5x2 PZ 198,90 $\oplus$ 1	0010552	0010553	0010551	0010786	0010785	0010554	0010555
ANGOLARE TOP SX nat rett. 32x120x4,5x2 PZ 228,50 $\oplus$ 1	0010557	0010559	0010556	0010788	0010787	0010560	0010561
ANGOLARE TOP DX nat rett. 32x120x4,5x2 PZ 228,50 $\oplus$ 1	0010563	0010564	0010562	0010790	0010789	0010565	0010566

GRES PORCELLANATO TUTTA MASSA FULL BODY PORCELAIN



Classificazione secondo norme UNI EN 14411 (ISO 13006) Allegato G-Gruppo Bla UGL  
Classification in accordance with UNI EN 14411 (ISO 13006) Annex G-Group Bla UGL

PROPRIETÀ FISICO-CHIMICHE PHYSICAL-CHEMICAL PROPERTIES	NORMA NORM	VALORE PRESCRITTO DALLE NORME VALUE PRESCRIBED FROM THE NORMS	*VAL. / VALUE POETRY STONE NAT.	*VAL. / VALUE POETRY STONE NAT. P.TECH	*VAL. / VALUE POETRY STONE OUTDOOR/ OUT.20 P.TECH
	B.C.R.A. C.A.	$\mu$ 0,19 SCIVOLOSITÀ PERICOLOSA - DANGEROUSLY SLIPPERY 0,20 < $\mu$ < 0,39 SCIVOLOSITÀ ECCESSIVA - EXCESSIVELY SLIPPERY	> 0,40	> 0,40	> 0,40
	B.C.R.A. G.B.	0,40 < $\mu$ < 0,74 ATRIBITO SODDISFACENTE - SATISFACTORY GRIP $\mu$ 0,75 ATRIBITO ECCELLENTE - EXCELLENT GRIP	> 0,40	> 0,40	> 0,40
RESISTENZA ALLO SCIVOLAMENTO SLIP RESISTANCE	ASTM C 1028 [S.C.O.F.]	SLIP RESISTANT (> 0,60)	> 0,60 DRY > 0,60 WET	> 0,60 DRY > 0,60 WET	> 0,60 DRY > 0,60 WET
	DIN 51130	IN FUNZIONE DELL'AMBIENTE O DELLA ZONA DI LAVORO BASING ON THE ENVIRONMENT OR THE WORKING AREA	R10	R10	R11
	DIN 51097	-	A+B	A+B+C	A+B+C
	ANSI A 137-1:2012 [D.C.O.F.]	$\geq$ 0,42	> 0,42	> 0,42	> 0,42
	AS/NZS 4586:2013	SRV : 35 - 44	-	P3 WET	P4 WET
	BS 7976 - 2:2002	> 36	-	+36 WET	+36 WET

\* Valori medi di produzione / Average production values

# Index

## Projects





























Stone	POETRY STONE ATLANTIS NATIVE ALPES ALPES RAW MONOLITH
Marble	SENSI ROMA SENSI 900 SENSI SIGNORIA SENSI GEMS SENSI UP
Concrete	BLEND GHOST LAB325 CROSSROAD CHALK
Metal	INTERNO 9 WIDE INTERNO 9
Wood	POETRY WOOD ECO CHIC NEST CROSSROAD WOOD DOLPHIN SOLERAS
Traditional	UNIKA RE-WORK FOSSIL SENSI CLASSIC DOWNTOWN DOCKS PETRAIA
Decor & Wall	POETRY COLORS POETRY DECOR WIDE&STYLE MINI WIDE&STYLE MINI VOL.2 PLAY CROSSROAD BRICK DO UP CHROME
Out.20 20 mm	POETRY STONE - SENSI ROMA - NATIVE ATLANTIS - BLEND - GHOST - LAB325 POETRY WOOD - ECO CHIC - DOLPHIN SOLERAS
Out.30 30 mm	LAB325 TRENTO
Hardkoll	COLLANTI E SIGILLANTI ADHESIVES AND SEALANTS
Technical info	INFORMAZIONI TECNICHE

# Poetry Stone

## THE PERFECT COMBO



DALLA CONSULTAZIONE DELLA MATERIOTECA ABK, NASCE LA NUOVA SEZIONE DEDICATA AGLI ABBINAMENTI CHE VALORIZZANO LE SUPERFICI DELLE PRINCIPALI COLLEZIONI.

THE NEW SECTION EXPLORES THE DIFFERENT WAYS IN WHICH ABK MATERIALS CAN BE COORDINATED TO ENHANCE THE SURFACES OF THE MAIN COLLECTIONS.

	INTERNO 9	SENSI	POETRY WOOD	ECO CHIC	
 PIASE MUD	 PEARL	 CALACATTA MICHELANGELO	 CRYSTAL	 OAK	 ALMOND
 PIASE SMOKE	 RUST	 STATUARIO LIGHT	 ICEBERG	 GOLD	 NATURALE
 PIASE ASH	 DARK	 LABRADORITE	 MARGUINIA SELECT	 GOLD	 AVANA
 PIRENEI ECRU	 RUST	 ROMA IMPERIALE	 CALACATTA GOLD	 OAK	 AVANA
 PIRENEI GREY	 MUD	 PORT GOLD	 STATUARIO VERSILIA	 MUD	 NATURALE
 TRANI BEIGE	 RUST	 PORT GOLD	 STONE GREY	 ECRU	 AVANA
 TRANI IVORY	 SILVER	 GRIGIO SIENA	 PRECIOUS BLACK	 GOLD	 NATURALE

# Poetry Stone

STONE



# Index

## Projects

<b>Stone</b>	POETRY STONE ATLANTIS NATIVE ALPES ALPES RAW MONOLITH
<b>Marble</b>	SENSI ROMA SENSI 900 SENSI SIGNORIA SENSI GEMS SENSI UP
<b>Concrete</b>	BLEND GHOST LAB325 CROSSROAD CHALK
<b>Metal</b>	INTERNO 9 WIDE INTERNO 9
<b>Wood</b>	POETRY WOOD ECO CHIC NEST CROSSROAD WOOD DOLPHIN SOLERAS
<b>Traditional</b>	UNIKA RE-WORK FOSSIL SENSI CLASSIC DOWNTOWN DOCKS PETRAIA
<b>Decor &amp; Wall</b>	POETRY COLORS POETRY DECOR WIDE&STYLE MINI WIDE&STYLE MINI VOL.2 PLAY CROSSROAD BRICK DO UP CHROME
<b>Out.20 20 mm</b>	POETRY STONE - SENSI ROMA - NATIVE ATLANTIS - BLEND - GHOST - LAB325 POETRY WOOD - ECO CHIC - DOLPHIN SOLERAS
<b>Out.30 30 mm</b>	LAB325 TRENTO
<b>Hardkoll</b>	COLLANTI E SIGILLANTI ADHESIVES AND SEALANTS
<b>Technical info</b>	INFORMAZIONI TECNICHE

STONE

# Atlantis

GRES PORCELLANATO TUTTA MASSA - UGL  
FULL BODY PORCELAIN - UGL

GREY



SMOKE



SAND



MOON



TAUPE



**6 mm**

160x320 nat.  
120x280 nat.

**8,5 mm**

120x120 nat. / lapp.  
60x120 nat. / lapp.  
90x90 nat.  
60x60 nat. / R11  
30x60 nat.

**20 mm**

60x90 R11



# Index

## Projects

<b>Stone</b>	POETRY STONE ATLANTIS NATIVE ALPES ALPES RAW MONOLITH
<b>Marble</b>	SENSI ROMA SENSI 900 SENSI SIGNORIA SENSI GEMS SENSI UP
<b>Concrete</b>	BLEND GHOST LAB325 CROSSROAD CHALK
<b>Metal</b>	INTERNO 9 <sup>WIDE</sup> INTERNO 9
<b>Wood</b>	POETRY WOOD ECO CHIC NEST CROSSROAD WOOD DOLPHIN SOLERAS
<b>Traditional</b>	UNIKA RE-WORK FOSSIL SENSI CLASSIC DOWNTOWN DOCKS PETRAIA
<b>Decor &amp; Wall</b>	POETRY COLORS POETRY DECOR WIDE&STYLE MINI WIDE&STYLE MINI VOL.2 PLAY CROSSROAD BRICK DO UP CHROME
<b>Out.20</b> 20 mm	POETRY STONE - SENSI ROMA - NATIVE ATLANTIS - BLEND - GHOST - LAB325 POETRY WOOD - ECO CHIC - DOLPHIN SOLERAS
<b>Out.30</b> 30 mm	LAB325 TRENTO
<b>Hardkoll</b>	COLLANTI E SIGILLANTI ADHESIVES AND SEALANTS
<b>Technical info</b>	INFORMAZIONI TECNICHE



indoor floor  
ATLANTIS SMOKE HAMMERED 120x120 nat. rett.

wall  
SENSI UP STATUARIO VERSILIA 160x320 soft rett.

kitchen top and table  
ABKSTONE STATUARIO VERSILIA 163,5x323 soft 20MM

fireplace  
ABKSTONE ESSENCE AVANA 163,5x323

outdoor floor  
OUT.20 ATLANTIS SMOKE HAMMERED 60x90 rett.

## Atlantis

### GREY

#### 6 mm

120x280	nat rett.	<b>0008641</b>	F 103,50
---------	-----------	----------------	----------

#### 8,5 mm

120x120	nat rett.	<b>0005850</b>	F 81,90
---------	-----------	----------------	---------

120x120	lapp. rett.	<b>0005855</b>	F 90,90
---------	-------------	----------------	---------

60x120	nat rett.	<b>0005860</b>	F 63,50
--------	-----------	----------------	---------

60x120	lapp. rett.	<b>0005865</b>	F 76,90
--------	-------------	----------------	---------

90x90	nat rett.	<b>0005881</b>	F 65,50
-------	-----------	----------------	---------

60x60	nat rett.	<b>0006495</b>	F 53,50
-------	-----------	----------------	---------

30x60	nat rett.	<b>0006914</b>	F 49,50
-------	-----------	----------------	---------

### GREY HAMMERED

#### 8,5 mm

120x120	nat rett.	<b>0005872</b>	F 81,90
---------	-----------	----------------	---------

60x120	nat rett.	<b>0005874</b>	F 63,50
--------	-----------	----------------	---------

STONE



# Index

## Projects

### Stone

POETRY STONE  
ATLANTIS  
NATIVE  
ALPES  
ALPES RAW  
MONOLITH

### Marble

SENSI ROMA  
SENSI 900  
SENSI SIGNORIA  
SENSI GEMS  
SENSI UP

### Concrete

BLEND  
GHOST  
LAB325  
CROSSROAD CHALK

### Metal

INTERNO 9 WIDE  
INTERNO 9

### Wood

POETRY WOOD  
ECO CHIC  
NEST  
CROSSROAD WOOD  
DOLPHIN  
SOLERAS

## Traditional

UNIKA  
RE-WORK  
FOSSIL  
SENSI CLASSIC  
DOWNTOWN  
DOCKS  
PETRAIA

## Decor & Wall

POETRY COLORS  
POETRY DECOR  
WIDE&STYLE MINI  
WIDE&STYLE MINI VOL.2  
PLAY  
CROSSROAD BRICK  
DO UP  
CHROME

### Out.20 20 mm

POETRY STONE - SENSI ROMA - NATIVE  
ATLANTIS - BLEND - GHOST - LAB325  
POETRY WOOD - ECO CHIC - DOLPHIN  
SOLERAS

### Out.30 30 mm

LAB325  
TRENTO

## Hardkoll

COLLANTI E SIGILLANTI  
ADHESIVES AND SEALANTS

## Technical info

INFORMAZIONI TECNICHE

# Atlantis

## SMOKE



6 mm			
160x320	nat. rett.	<b>0005840</b>	F 137,50
* 120x280	nat. rett.	<b>0008098</b>	F 103,50
8,5 mm			
120x120	nat. rett.	<b>0005853</b>	F 81,90
120x120	lapp. rett.	<b>0005858</b>	F 90,90
60x120	nat. rett.	<b>0005863</b>	F 63,50
60x120	lapp. rett.	<b>0005868</b>	F 76,90
90x90	nat. rett.	<b>0005884</b>	F 65,50
60x60	nat. rett.	<b>0006497</b>	F 53,50
30x60	nat. rett.	<b>0006916</b>	F 49,50

## ABKSTONE

163,5x323 nat.	<b>0005839</b>	⊗ 6 mm
163,5x323 nat.	<b>0006282</b>	⊗ 12 mm

## SMOKE HAMMERED

8,5 mm			
120x120	nat. rett.	<b>0005873</b>	F 81,90
60x120	nat. rett.	<b>0005875</b>	F 63,50



# Atlantis

## SAND

6 mm			
* 120x280	nat. rett.	<b>0008099</b>	F 103,50
8,5 mm			
120x120	nat. rett.	<b>0006482</b>	F 81,90
120x120	lapp. rett.	<b>0006505</b>	F 90,90
60x120	nat. rett.	<b>0006483</b>	F 63,50
60x120	lapp. rett.	<b>0006484</b>	F 76,90
90x90	nat. rett.	<b>0006489</b>	F 65,50
60x60	nat. rett.	<b>0006499</b>	F 53,50
30x60	nat. rett.	<b>0006918</b>	F 49,50

## SAND HAMMERED

8,5 mm			
120x120	nat. rett.	<b>0006486</b>	F 81,90
60x120	nat. rett.	<b>0006487</b>	F 63,50

\* Fino ad esaurimento scorte l'art verrà consegnato nel formato 120x270 6 mm.  
The item will be delivered in sizes 120x270 (thickness 6 mm) while stocks last.



STONE

# Index

## Projects

<b>Stone</b>	POETRY STONE ATLANTIS NATIVE ALPES ALPES RAW MONOLITH
<b>Marble</b>	SENSI ROMA SENSI 900 SENSI SIGNORIA SENSI GEMS SENSI UP
<b>Concrete</b>	BLEND GHOST LAB325 CROSSROAD CHALK
<b>Metal</b>	INTERNO 9 WIDE INTERNO 9
<b>Wood</b>	POETRY WOOD ECO CHIC NEST CROSSROAD WOOD DOLPHIN SOLERAS
<b>Traditional</b>	UNIKA RE-WORK FOSSIL SENSI CLASSIC DOWNTOWN DOCKS PETRAIA
<b>Decor &amp; Wall</b>	POETRY COLORS POETRY DECOR WIDE&STYLE MINI WIDE&STYLE MINI VOL.2 PLAY CROSSROAD BRICK DO UP CHROME
<b>Out.20</b> 20 mm	POETRY STONE - SENSI ROMA - NATIVE ATLANTIS - BLEND - GHOST - LAB325 POETRY WOOD - ECO CHIC - DOLPHIN SOLERAS
<b>Out.30</b> 30 mm	LAB325 TRENTO
<b>Hardkoll</b>	COLLANTI E SIGILLANTI ADHESIVES AND SEALANTS
<b>Technical info</b>	INFORMAZIONI TECNICHE

# Atlantis

## MOON

8,5 mm

120x120	nat. rett.	<b>0005852</b>	F 81,90
120x120	lapp. rett.	<b>0005857</b>	F 90,90
60x120	nat. rett.	<b>0005862</b>	F 63,50
60x120	lapp. rett.	<b>0005867</b>	F 76,90
90x90	nat. rett.	<b>0005883</b>	F 65,50
60x60	nat. rett.	<b>0006496</b>	F 53,50
30x60	nat. rett.	<b>0006915</b>	F 49,50



## TAUPE

8,5 mm

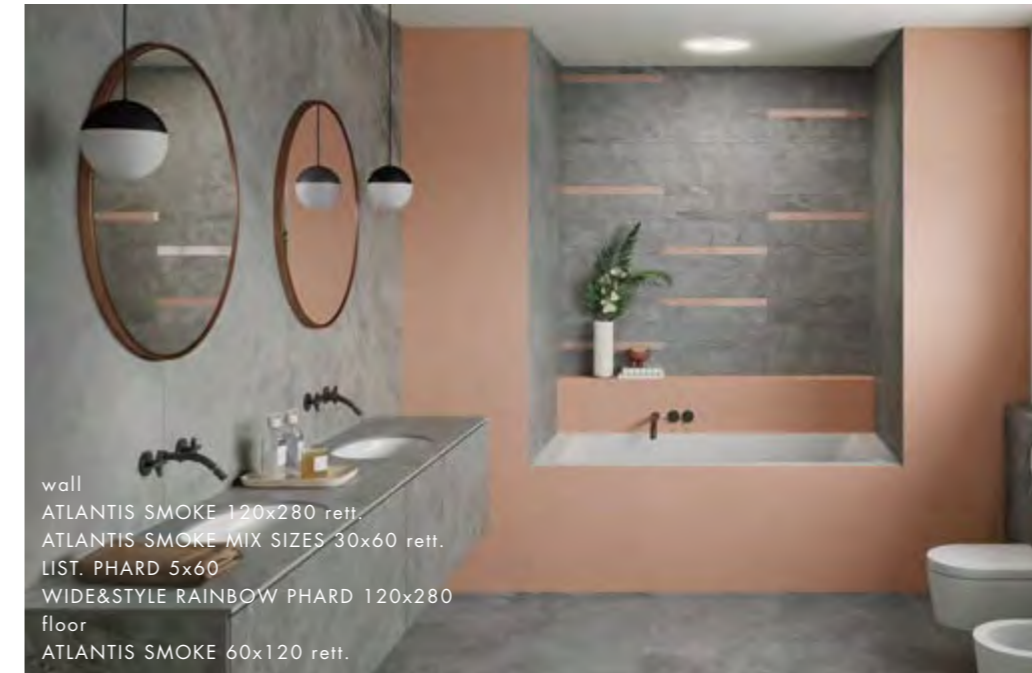
120x120	nat. rett.	<b>0005854</b>	F 81,90
120x120	lapp. rett.	<b>0005859</b>	F 90,90
60x120	nat. rett.	<b>0005864</b>	F 63,50
60x120	lapp. rett.	<b>0005869</b>	F 76,90
90x90	nat. rett.	<b>0005885</b>	F 65,50
60x60	nat. rett.	<b>0006498</b>	F 53,50
30x60	nat. rett.	<b>0006917</b>	F 49,50



# Atlantis


DECORI DA RIVESTIMENTO  
WALL DECORS 8,5 mm

5x60	⊗ 4	<b>0006775</b>	LIST. AVIO rett.	PZ 21,50
			Lucido / Glossy	
5x60	⊗ 4	<b>0006776</b>	LIST. PHARD rett.	PZ 21,50
			Lucido / Glossy	
5x60	⊗ 4	<b>0006777</b>	LIST. SENAPE rett.	PZ 21,50
			Lucido / Glossy	

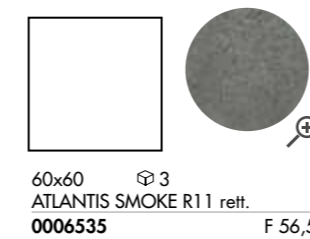


wall  
ATLANTIS SMOKE 120x280 rett.  
ATLANTIS SMOKE MIX SIZES 30x60 rett.  
LIST. PHARD 5x60  
WIDE&STYLE RAINBOW PHARD 120x280  
floor  
ATLANTIS SMOKE 60x120 rett.

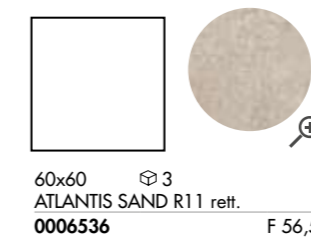
## OUTDOOR R11 8,5 mm



60x60 ⊗ 3  
ATLANTIS GREY R11 rett.  
**0006534** F 56,50

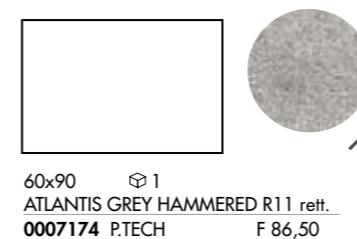


60x60 ⊗ 3  
ATLANTIS SMOKE R11 rett.  
**0006535** F 56,50



60x60 ⊗ 3  
ATLANTIS SAND R11 rett.  
**0006536** F 56,50


## OUT.20 R11 20 mm P.tech




60x90 ⊗ 1  
ATLANTIS GREY HAMMERED R11 rett.  
**0007174** P.TECH F 86,50



60x90 ⊗ 1  
ATLANTIS SMOKE HAMMERED R11 rett.  
**0007175** P.TECH F 86,50



60x90 ⊗ 1  
ATLANTIS SAND HAMMERED R11 rett.  
**0007176** P.TECH F 86,50



60x90 ⊗ 1  
ATLANTIS MOON HAMMERED R11 rett.  
**0007780** P.TECH F 86,50

Per la serie completa vedi pag. 311  
For the complete collection see page 311

STONE

# Index

## Projects

### Stone

POETRY STONE  
ATLANTIS  
NATIVE  
ALPES  
ALPES RAW  
MONOLITH

### Marble

SENSI ROMA  
SENSI 900  
SENSI SIGNORIA  
SENSI GEMS  
SENSI UP

### Concrete

BLEND  
GHOST  
LAB325  
CROSSROAD CHALK

### Metal

INTERNO 9 WIDE  
INTERNO 9

### Wood

POETRY WOOD  
ECO CHIC  
NEST  
CROSSROAD WOOD  
DOLPHIN  
SOLERAS

## Traditional

UNIKA  
RE-WORK  
FOSSIL  
SENSI CLASSIC  
DOWNTOWN  
DOCKS  
PETRAIA

## Decor & Wall

POETRY COLORS  
POETRY DECOR  
WIDE&STYLE MINI  
WIDE&STYLE MINI VOL.2  
PLAY  
CROSSROAD BRICK  
DO UP  
CHROME

## Out.20 20 mm

POETRY STONE - SENSI ROMA - NATIVE  
ATLANTIS - BLEND - GHOST - LAB325  
POETRY WOOD - ECO CHIC - DOLPHIN  
SOLERAS

## Out.30 30 mm

LAB325  
TRENTO

## Hardkoll

COLLANTI E SIGILLANTI  
ADHESIVES AND SEALANTS

## Technical info

INFORMAZIONI TECNICHE

# Atlantis

DECORI / DECORATIVE 8,5 mm	GREY	SMOKE	SAND	MOON	TAUPE
MIX SIZES rett. 30x60 F 86,50	0006500	0006502	0006504	0006501	0006503
Pcs box:					
5x60 10x60 15x60					

PEZZI SPECIALI / SPECIAL TRIMS 8,5 mm	GREY	SMOKE	SAND	MOON	TAUPE
BATTISCOPA rett. 5,5x120 PZ 12,90	0006506	0006508	0006510	0006507	0006509
GRADONE TOP rett. 32x120x4,5x2 PZ 198,90	0006511	0006513	0006515	0006512	0006514
ANGOLARE TOP SX rett. 32x120x4,5x2 PZ 228,50	0006516	0006518	0006520	0006517	0006519
ANGOLARE TOP DX rett. 32x120x4,5x2 PZ 228,50	0006521	0006523	0006525	0006522	0006524

## GRES PORCELLANATO TUTTA MASSA FULL BODY PORCELAIN

Classificazione secondo norme UNI EN 14411 (ISO 13006) Allegato G-Gruppo Bla UGL  
Classification in accordance with UNI EN 14411 (ISO 13006) Annex G-Group Bla UGL



PROPRIETÀ FISICO-CHIMICHE PHYSICAL-CHEMICAL PROPERTIES	NORMA NORM	VALORE PRESCRITTO DALLE NORME VALUE PRESCRIBED FROM THE NORMS	* VAL. / VALUE ATLANTIS NAT.	* VAL. / VALUE ATLANTIS OUTDOOR/ OUT.20 P.TECH
RESISTENZA ALLO SCIVOLAMENTO SLIP RESISTANCE	B.C.R.A. C.A.	$\mu$ 0,19 SCIVOLOSITÀ PERICOLOSA - DANGEROUSLY SLIPPERY 0,20 < $\mu$ < 0,39 SCIVOLOSITÀ ECCESSIVA - EXCESSIVELY SLIPPERY 0,40 < $\mu$ < 0,74 ATRITTO SODDISFACENTE - SATISFACTORY GRIP $\mu$ 0,75 ATRITTO ECCELLENTE - EXCELLENT GRIP	> 0,40	> 0,40
	B.C.R.A. G.B.		> 0,40	> 0,40
	ASTM C 1028 (S.C.O.F.)	SLIP RESISTANT (> 0,60)	> 0,60 DRY > 0,60 WET	> 0,60 DRY > 0,60 WET
	DIN 51130	IN FUNZIONE DELL'AMBIENTE O DELLA ZONA DI LAVORO BASING ON THE ENVIRONMENT OR THE WORKING AREA	R10	R11
	DIN 51097 ANSI A 137-1:2012 (D.C.O.F.)	-	A+B	A+B+C
		≥ 0,42	> 0,42	> 0,42

\* Valori medi di produzione / Average production values

# Atlantis

## THE PERFECT COMBO

DALLA CONSULTAZIONE DELLA MATERIOTECA ABK, NASCE LA NUOVA SEZIONE DEDICATA AGLI ABBINAMENTI CHE VALORIZZANO LE SUPERFICI DELLE PRINCIPALI COLLEZIONI.

THE NEW SECTION EXPLORES THE DIFFERENT WAYS IN WHICH ABK MATERIALS CAN BE COORDINATED TO ENHANCE THE SURFACES OF THE MAIN COLLECTIONS.

	INTERNO 9	SENSI SIGNORIA	SENSI GEMS/UP	POETRY WOOD	ECO CHIC
GREY	RUST	STATUARIO LIGHT	ICEBERG	GOLD	AVANA
SMOKE	SILVER	LILAC GREY	ICEBERG	ECRU	NATURALE
SAND	RUST	PORT GOLD	PRECIOUS BLACK	OAK	BROWN
MOON	SILVER	LABRADORITE	PIETRA GREY	MUD	BROWN
TAUPE	DARK	CALACATTA MICHELANGELO	CRYSTAL	GOLD	ALMOND

STONE

# Index

## Projects

### Stone

POETRY STONE  
ATLANTIS  
NATIVE  
ALPES  
ALPES RAW  
MONOLITH

### Marble

SENSI ROMA  
SENSI 900  
SENSI SIGNORIA  
SENSI GEMS  
SENSI UP

### Concrete

BLEND  
GHOST  
LAB325  
CROSSROAD CHALK

### Metal

INTERNO 9 WIDE  
INTERNO 9

### Wood

POETRY WOOD  
ECO CHIC  
NEST  
CROSSROAD WOOD  
DOLPHIN  
SOLERAS

## Traditional

UNIKA  
RE-WORK  
FOSSIL  
SENSI CLASSIC  
DOWNTOWN  
DOCKS  
PETRAIA

## Decor & Wall

POETRY COLORS  
POETRY DECOR  
WIDE&STYLE MINI  
WIDE&STYLE MINI VOL.2  
PLAY  
CROSSROAD BRICK  
DO UP  
CHROME

### Out.20 20 mm

POETRY STONE - SENSI ROMA - NATIVE  
ATLANTIS - BLEND - GHOST - LAB325  
POETRY WOOD - ECO CHIC - DOLPHIN  
SOLERAS

### Out.30 30 mm


LAB325  
TRENTO

## Hardkoll

COLLANTI E SIGILLANTI  
ADHESIVES AND SEALANTS

## Technical info

INFORMAZIONI TECNICHE



STONE

# Native

GRES PORCELLANATO A MASSA COLORATA  
FULL BODY COLORED PORCELAIN

EBONY



RED




FOREST



FOG



ASH



6 mm

160x320 nat.

8,5 mm

120x120 nat. / lapp.

60x120 nat. / lapp.

80x80 nat.

60x60 nat. / R11

30x60 nat. / R11

20 mm

90x90 R11



# Index

## Projects

### Stone

POETRY STONE  
ATLANTIS  
NATIVE  
ALPES  
ALPES RAW  
MONOLITH

### Marble

SENSI ROMA  
SENSI 900  
SENSI SIGNORIA  
SENSI GEMS  
SENSI UP

### Concrete

BLEND  
GHOST  
LAB325  
CROSSROAD CHALK

### Metal

INTERNO 9 <sup>WIDE</sup>  
INTERNO 9

### Wood

POETRY WOOD  
ECO CHIC  
NEST  
CROSSROAD WOOD  
DOLPHIN  
SOLERAS

### Traditional

UNIKA  
RE-WORK  
FOSSIL  
SENSI CLASSIC  
DOWNTOWN  
DOCKS  
PETRAIA

### Decor & Wall

POETRY COLORS  
POETRY DECOR  
WIDE&STYLE MINI  
WIDE&STYLE MINI VOL.2  
PLAY  
CROSSROAD BRICK  
DO UP  
CHROME

### Out.20

20 mm

POETRY STONE - SENSI ROMA - NATIVE  
ATLANTIS - BLEND - GHOST - LAB325  
POETRY WOOD - ECO CHIC - DOLPHIN  
SOLERAS

### Out.30

30 mm

LAB325  
TRENTO

### Hardkoll

COLLANTI E SIGILLANTI  
ADHESIVES AND SEALANTS

### Technical info

INFORMAZIONI TECNICHE




# Native

## EBONY

8,5 mm


120x120	nat. rett.	<b>0003773</b>	F 79,90
120x120	lapp rett.	<b>0004044</b>	F 89,50
60x120	nat. rett.	<b>0003908</b>	F 60,90
60x120	lapp rett.	<b>0003928</b>	F 73,90
80x80	nat. rett.	<b>0003923</b>	F 55,50



## FOREST

8,5 mm

120x120	nat. rett.	<b>0003770</b>	F 79,90
120x120	lapp rett.	<b>0004041</b>	F 89,50
60x120	nat. rett.	<b>0003905</b>	F 60,90
60x120	lapp rett.	<b>0003925</b>	F 73,90
80x80	nat. rett.	<b>0003920</b>	F 55,50



# Native

## ASH

6 mm

160x320	nat. rett.	<b>0004962</b>	F 131,50
---------	------------	----------------	----------

8,5 mm

60x120	nat. rett.	<b>0003906</b>	F 60,90
80x80	nat. rett.	<b>0003921</b>	F 55,50
60x60	nat. rett.	<b>0004109</b>	F 51,50
30x60	nat. rett.	<b>0004112</b>	F 47,50

## ABKSTONE

163,5x323 nat.	<b>0004961</b>	± 6 mm
FULLBODY 3D		
163,5x323 nat.	<b>0004971</b>	± 12 mm
163,5x323 nat.	<b>0007737</b>	± 20 mm

## RED

6 mm

* 160x320	nat. rett.	<b>0003902</b>	F 131,50
-----------	------------	----------------	----------

8,5 mm


120x120	nat. rett.	<b>0003769</b>	F 79,90
120x120	lapp. rett.	<b>0004040</b>	F 89,50
60x120	nat. rett.	<b>0003904</b>	F 60,90
60x120	lapp. rett.	<b>0003924</b>	F 73,90
80x80	nat. rett.	<b>0003919</b>	F 55,50
60x60	nat. rett.	<b>0004108</b>	F 51,50
30x60	nat. rett.	<b>0004111</b>	F 47,50

## ABKSTONE

163,5x323 nat.	<b>0003840</b>	± 6 mm
FULLBODY 3D		
163,5x323 nat.	<b>0003778</b>	± 12 mm

\* Fino ad esaurimento scorte l' art. verrà consegnato a spessore 7 mm. The item will be delivered in a 7 mm thickness while stocks last.

STONE



# Index

## Projects

<b>Stone</b>	POETRY STONE ATLANTIS NATIVE ALPES ALPES RAW MONOLITH
<b>Marble</b>	SENSI ROMA SENSI 900 SENSI SIGNORIA SENSI GEMS SENSI UP
<b>Concrete</b>	BLEND GHOST LAB325 CROSSROAD CHALK
<b>Metal</b>	INTERNO 9 WIDE INTERNO 9
<b>Wood</b>	POETRY WOOD ECO CHIC NEST CROSSROAD WOOD DOLPHIN SOLERAS
<b>Traditional</b>	UNIKA RE-WORK FOSSIL SENSI CLASSIC DOWNTOWN DOCKS PETRAIA
<b>Decor &amp; Wall</b>	POETRY COLORS POETRY DECOR WIDE&STYLE MINI WIDE&STYLE MINI VOL.2 PLAY CROSSROAD BRICK DO UP CHROME
<b>Out.20</b> 20 mm	POETRY STONE - SENSI ROMA - NATIVE ATLANTIS - BLEND - GHOST - LAB325 POETRY WOOD - ECO CHIC - DOLPHIN SOLERAS
<b>Out.30</b> 30 mm	LAB325 TRENTO
<b>Hardkoll</b>	COLLANTI E SIGILLANTI ADHESIVES AND SEALANTS
<b>Technical info</b>	INFORMAZIONI TECNICHE

# Native

## FOG

6 mm			
160x320	nat. rett.	<b>0003903</b>	F 131,50
8,5 mm			
60x120	nat. rett.	<b>0003907</b>	F 60,90
80x80	nat. rett.	<b>0003922</b>	F 55,50
60x60	nat. rett.	<b>0004110</b>	F 51,50
30x60	nat. rett.	<b>0004113</b>	F 47,50

## ABKSTONE

163,5x323 nat.	<b>0003855</b>	⊗ 6 mm
FULLBODY 3D 163,5x323 nat.	<b>0005318</b>	⊗ 12 mm



## OUTDOOR R11 8,5 mm

60x60 ASH R11 rett. <b>0004414</b>	⊗ 3 P3 F 54,50	60x60 RED R11 rett. <b>0004413</b>	⊗ 3 P3 F 54,50	60x60 FOG R11 rett. <b>0004415</b>	⊗ 3 P3 F 54,50	60x60 EBONY R11 rett. <b>0004970</b>	⊗ 3 P3 F 54,50
30x60 ASH R11 rett. <b>0004115</b>	⊗ 6 P3 F 50,50	30x60 RED R11 rett. <b>0004114</b>	⊗ 6 P3 F 50,50	30x60 FOG R11 rett. <b>0004116</b>	⊗ 6 P3 F 50,50	30x60 EBONY R11 rett. <b>0004969</b>	⊗ 6 P3 F 50,50

## OUT.20 R11 20 mm P.tech

90x90 ASH 20 R11 rett. <b>0004219</b> P.TECH	⊗ 1 F 94,50	90x90 FOG 20 R11 rett. <b>0004220</b> P.TECH	⊗ 1 F 94,50

Per la serie completa vedi pag. 311  
For the complete collection see page 311

# Native

## PEZZI SPECIALI / SPECIAL TRIMS 8,5 mm

		EBONY	FOREST	ASH	RED	FOG
	BATTISCOPA rett. 5,5x60 PZ 9,50 ⊗ 10	<b>0004966</b>	-	<b>0004167</b>	<b>0004166</b>	<b>0004168</b>
	BATTISCOPA rett. 5,5x80 PZ 10,90 ⊗ 8	<b>0003937</b>	<b>0003934</b>	<b>0003935</b>	<b>0003933</b>	<b>0003936</b>
	GRADONE TOP rett. 32x120x4,5x2 PZ 198,90 ⊗ 1	<b>0003947</b>	<b>0003944</b>	<b>0003945</b>	<b>0003943</b>	<b>0003946</b>
	ANGOLARE TOP SX rett. 32x120x4,5x2 PZ 228,50 ⊗ 1	<b>0003952</b>	<b>0003949</b>	<b>0003950</b>	<b>0003948</b>	<b>0003951</b>
	ANGOLARE TOP DX rett. 32x120x4,5x2 PZ 228,50 ⊗ 1	<b>0003957</b>	<b>0003954</b>	<b>0003955</b>	<b>0003953</b>	<b>0003956</b>
	BATTISCOPA lapp. 5,5x120 PZ 15,50 ⊗ 6	<b>0003942</b>	<b>0003939</b>	-	<b>0003938</b>	-
	GRADONE TOP lapp. 32x120x4,5x2 PZ 210,50 ⊗ 1	<b>0004122</b>	<b>0004119</b>	-	<b>0004118</b>	-
	ANGOLARE TOP SX lapp. 32x120x4,5x2 PZ 239,90 ⊗ 1	<b>0004127</b>	<b>0004124</b>	-	<b>0004123</b>	-
	ANGOLARE TOP DX lapp. 32x120x4,5x2 PZ 239,90 ⊗ 1	<b>0004132</b>	<b>0004129</b>	-	<b>0004128</b>	-

## GRES PORCELLANATO A MASSA COLORATA FULL BODY COLORED PORCELAIN

Classificazione secondo norme UNI EN 14411 (ISO 13006) Allegato G-Gruppo Bla GL  
Classification in accordance with UNI EN 14411 (ISO 13006) Annex G-Group Bla GL



PROPRIETÀ FISICO-CHIMICHE PHYSICAL-CHEMICAL PROPERTIES	NORMA NORM	VALORE PRESCRITTO DALLE NORME VALUE PRESCRIBED FROM THE NORMS	* VAL. / VALUE NATIVE NAT.	* VAL. / VALUE NATIVE OUTDOOR/ OUT.20 P.TECH
	B.C.R.A. C.A.	$\mu$ 0,19 SCIVOLOSITÀ PERICOLOSA - DANGEROUSLY SLIPPERY 0,20 < $\mu$ < 0,39 SCIVOLOSITÀ ECCESSIVA - EXCESSIVELY SLIPPERY 0,40 < $\mu$ < 0,74 ATTRITO SODDISFACENTE - SATISFACTORY GRIP $\mu$ 0,75 ATTRITO ECCELLENTE - EXCELLENT GRIP	> 0,40	> 0,40
	B.C.R.A. G.B.		> 0,40	> 0,40
RESISTENZA ALLO SCIVOLAMENTO SLIP RESISTANCE	ASTM C 1028 [S.C.O.F.]	SLIP RESISTANT (> 0,60)	> 0,60 DRY	> 0,60 DRY
			> 0,60 WET	> 0,60 WET
	DIN 51130	IN FUNZIONE DELL'AMBIENTE O DELLA ZONA DI LAVORO BASING ON THE ENVIRONMENT OR THE WORKING AREA	R10	R11
	DIN 51097 ANSI A 137-1:2012 (D.C.O.F.)	-	A+B	A+B+C
		≥ 0,42	> 0,42	> 0,42

\* Valori medi di produzione / Average production values

## STONE

# Index

## Projects

<b>Stone</b>	POETRY STONE ATLANTIS NATIVE ALPES ALPES RAW MONOLITH
<b>Marble</b>	SENSI ROMA SENSI 900 SENSI SIGNORIA SENSI GEMS SENSI UP
<b>Concrete</b>	BLEND GHOST LAB325 CROSSROAD CHALK
<b>Metal</b>	INTERNO 9 WIDE INTERNO 9
<b>Wood</b>	POETRY WOOD ECO CHIC NEST CROSSROAD WOOD DOLPHIN SOLERAS
<b>Traditional</b>	UNIKA RE-WORK FOSSIL SENSI CLASSIC DOWNTOWN DOCKS PETRAIA
<b>Decor &amp; Wall</b>	POETRY COLORS POETRY DECOR WIDE&STYLE MINI WIDE&STYLE MINI VOL.2 PLAY CROSSROAD BRICK DO UP CHROME

## Out.20 20 mm

POETRY STONE - SENSI ROMA - NATIVE  
ATLANTIS - BLEND - GHOST - LAB325  
POETRY WOOD - ECO CHIC - DOLPHIN  
SOLERAS

## Out.30 30 mm

LAB325  
TRENTO

## Hardkoll

COLLANTI E SIGILLANTI  
ADHESIVES AND SEALANTS

## Technical info

INFORMAZIONI TECNICHE

STONE

# Alpes

GRES PORCELLANATO A MASSA COLORATA  
FULL BODY COLORED PORCELAIN

LEAD



**6 mm**  
160x320 nat.  
120x280 nat.

GREY




**8,5 mm**  
120x120 nat.  
80x160 nat.  
80x80 nat.

IVORY



SAND




RAW  
LEAD



**8,5 mm**  
60x120 nat. / lapp.  
60x60 nat. / lapp.  
30x60 nat. / lapp.



RAW  
GREY



RAW  
IVORY



RAW  
SAND



# Index

## Projects

<b>Stone</b>	POETRY STONE ATLANTIS NATIVE ALPES ALPES RAW MONOLITH
<b>Marble</b>	SENSI ROMA SENSI 900 SENSI SIGNORIA SENSI GEMS SENSI UP
<b>Concrete</b>	BLEND GHOST LAB325 CROSSROAD CHALK
<b>Metal</b>	INTERNO 9 <sup>WIDE</sup> INTERNO 9
<b>Wood</b>	POETRY WOOD ECO CHIC NEST CROSSROAD WOOD DOLPHIN SOLERAS
<b>Traditional</b>	UNIKA RE-WORK FOSSIL SENSI CLASSIC DOWNTOWN DOCKS PETRAIA
<b>Decor &amp; Wall</b>	POETRY COLORS POETRY DECOR WIDE&STYLE MINI WIDE&STYLE MINI VOL.2 PLAY CROSSROAD BRICK DO UP CHROME
<b>Out.20</b> 20 mm	POETRY STONE - SENSI ROMA - NATIVE ATLANTIS - BLEND - GHOST - LAB325 POETRY WOOD - ECO CHIC - DOLPHIN SOLERAS
<b>Out.30</b> 30 mm	LAB325 TRENTO
<b>Hardkoll</b>	COLLANTI E SIGILLANTI ADHESIVES AND SEALANTS
<b>Technical info</b>	INFORMAZIONI TECNICHE

# Alpes

## LEAD

6 mm			
160x320	nat rett.	<b>0000420</b>	F 131,50
120x280	nat rett.	<b>0010580</b>	F 98,50
8,5 mm			
120x120	nat rett.	<b>0000217</b>	F 79,90
80x160	nat rett.	<b>0000205</b>	F 89,50
80x80	nat rett.	<b>0000209</b>	F 55,50



## GREY

6 mm			
120x280	nat rett.	<b>0010579</b>	F 98,50
8,5 mm			
120x120	nat rett.	<b>0000216</b>	F 79,90
80x160	nat rett.	<b>0000204</b>	F 89,50
80x80	nat rett.	<b>0000208</b>	F 55,50



# Alpes

STONE

## IVORY

6 mm			
120x280	nat rett.	<b>0010578</b>	F 98,50
8,5 mm			
120x120	nat rett.	<b>0000215</b>	F 79,90
80x160	nat rett.	<b>0000203</b>	F 89,50
80x80	nat rett.	<b>0000207</b>	F 55,50



## SAND

6 mm			
160x320	nat rett.	<b>0000200</b>	F 131,50
120x280	nat rett.	<b>0010581</b>	F 98,50
8,5 mm			
120x120	nat rett.	<b>0000218</b>	F 79,90
80x160	nat rett.	<b>0000206</b>	F 89,50
80x80	nat rett.	<b>0000210</b>	F 55,50



# Index

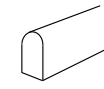
## Projects

<b>Stone</b>	POETRY STONE ATLANTIS NATIVE ALPES ALPES RAW MONOLITH
<b>Marble</b>	SENSI ROMA SENSI 900 SENSI SIGNORIA SENSI GEMS SENSI UP
<b>Concrete</b>	BLEND GHOST LAB325 CROSSROAD CHALK
<b>Metal</b>	INTERNO 9 <sup>WIDE</sup> INTERNO 9
<b>Wood</b>	POETRY WOOD ECO CHIC NEST CROSSROAD WOOD DOLPHIN SOLERAS
<b>Traditional</b>	UNIKA RE-WORK FOSSIL SENSI CLASSIC DOWNTOWN DOCKS PETRAIA
<b>Decor &amp; Wall</b>	POETRY COLORS POETRY DECOR WIDE&STYLE MINI WIDE&STYLE MINI VOL.2 PLAY CROSSROAD BRICK DO UP CHROME
<b>Out.20</b> 20 mm	POETRY STONE - SENSI ROMA - NATIVE ATLANTIS - BLEND - GHOST - LAB325 POETRY WOOD - ECO CHIC - DOLPHIN SOLERAS
<b>Out.30</b> 30 mm	LAB325 TRENTO
<b>Hardkoll</b>	COLLANTI E SIGILLANTI ADHESIVES AND SEALANTS
<b>Technical info</b>	INFORMAZIONI TECNICHE

# Alpes

## MATITE ALLUMINIO - ALUMINIUM STRIPS

Articoli realizzati in alluminio anodizzato per l'uso a parete, adatti a raccordare piastrelle di diverso spessore (8,5/7/6 mm). Avvertenze per la posa e la pulizia a pag. 330  
Anodized Aluminium strips for use between wall tiles of different thicknesses (8,5/7/6 mm). Instructions for installation and cleaning page. 330



MATITA ALLUMINIO 0,5x120 4  
Parte superiore arrotondata / Rounded top.

MATITA ALLUMINIO  
**0000086** PZ 24,50

Parte superiore arrotondata e colorata con resine acriliche.  
Rounded top colored with acrylic resins.

MATITA ALLUM. ORO  
**0008535** PZ 32,50

MATITA ALLUM. RAME SCURO  
**0008534** PZ 32,50

MATITA ALLUM. WHITE  
**0000087** PZ 32,50

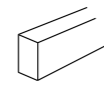
MATITA ALLUM. TERRACOTTA  
**0008530** PZ 32,50

MATITA ALLUM. BLU  
**0008532** PZ 32,50

MATITA ALLUM. VERDE  
**0008531** PZ 32,50

MATITA ALLUM. ARDESIA  
**0008533** PZ 32,50

MATITA ALLUM. BLACK  
**0000088** PZ 32,50



MATITA ALLUMINIO 0,5x120 4  
Parte superiore piatta colorata in bagno galvanico / Flat top colored in galvanic bath.

MATITA ALLUM. BRONZO  
**000557** PZ 40,50

MATITA ALLUM. RAME  
**000556** PZ 40,50

DECORI / DECORATIVE		LEAD	GREY	IVORY	SAND
	MOS. ENIGMA rett. 30x34 F 241,50	<b>0000290</b>	<b>0000289</b>	<b>0000288</b>	<b>0000291</b>
PEZZI SPECIALI / SPECIAL TRIMS		LEAD	GREY	IVORY	SAND
	BATTISCOPA 5,5x80 PZ 10,90	<b>0000347</b>	<b>0000346</b>	<b>0000345</b>	<b>0000348</b>
	GRADONE TOP rett. 32x120x4,5x2 PZ 198,90	<b>0000351</b>	<b>0000350</b>	<b>0000349</b>	<b>0000352</b>
	ANGOLARE TOP SX 32x120x4,5x2 PZ 228,50	<b>0000355</b>	<b>0000354</b>	<b>0000353</b>	<b>0000356</b>
	ANGOLARE TOP DX 32x120x4,5x2 PZ 228,50	<b>0000359</b>	<b>0000358</b>	<b>0000357</b>	<b>0000360</b>

## GRES PORCELLANATO A MASSA COLORATA FULL BODY COLORED PORCELAIN

Classificazione secondo norme UNI EN 14411 (ISO 13006) Allegato G-Gruppo Bla GL  
Classification in accordance with UNI EN 14411 (ISO 13006) Annex G-Group Bla GL



PROPRIETÀ FISICO-CHIMICHE PHYSICAL-CHEMICAL PROPERTIES	NORMA NORM	VALORE PRESCRITTO DALLE NORME VALUE PRESCRIBED FROM THE NORMS	* VAL. / VALUE ALPES NAT.
RESISTENZA ALLO SCIVOLAMENTO SLIP RESISTANCE	B.C.R.A. C.A.	$\mu$ 0,19 SCIVOLOSITÀ PERICOLOSA - DANGEROUSLY SLIPPERY $0,20 < \mu < 0,39$ SCIVOLOSITÀ ECESSIVA - EXCESSIVELY SLIPPERY $0,40 < \mu < 0,74$ ATRITO SODDISFACENTE - SATISFACTORY GRIP $\mu$ 0,75 ATRITO ECCELLENTE - EXCELLENT GRIP	> 0,40
	B.C.R.A. G.B.		> 0,40
	ASTM C 1028 (S.C.O.F.)	SLIP RESISTANT (> 0,60)	> 0,60 DRY > 0,60 WET
	DIN 51130	IN FUNZIONE DELL'AMBIENTE O DELLA ZONA DI LAVORO BASING ON THE ENVIRONMENT OR THE WORKING AREA	R10
	DIN 51097 ANSI A 137-1:2012 (D.C.O.F.)		A+B > 0,42


\* Valori medi di produzione / Average production values

# Alpes

## THE PERFECT COMBO

DALLA CONSULTAZIONE DELLA MATERIOTECA ABK, NASCE LA NUOVA SEZIONE DEDICATA AGLI ABBINAMENTI CHE VALORIZZANO LE SUPERFICI DELLE PRINCIPALI COLLEZIONI.

THE NEW SECTION EXPLORES THE DIFFERENT WAYS IN WHICH ABK MATERIALS CAN BE COORDINATED TO ENHANCE THE SURFACES OF THE MAIN COLLECTIONS.



STONE

# Index

## Projects

<b>Stone</b>	POETRY STONE ATLANTIS NATIVE ALPES ALPES RAW MONOLITH
<b>Marble</b>	SENSI ROMA SENSI 900 SENSI SIGNORIA SENSI GEMS SENSI UP
<b>Concrete</b>	BLEND GHOST LAB325 CROSSROAD CHALK
<b>Metal</b>	INTERNO 9 WIDE INTERNO 9
<b>Wood</b>	POETRY WOOD ECO CHIC NEST CROSSROAD WOOD DOLPHIN SOLERAS
<b>Traditional</b>	UNIKA RE-WORK FOSSIL SENSI CLASSIC DOWNTOWN DOCKS PETRAIA

## Decor & Wall



POETRY COLORS POETRY DECOR WIDE&STYLE MINI WIDE&STYLE MINI VOL.2 PLAY CROSSROAD BRICK DO UP CHROME	POETRY STONE - SENSI ROMA - NATIVE ATLANTIS - BLEND - GHOST - LAB325 POETRY WOOD - ECO CHIC - DOLPHIN SOLERAS
<b>Out.20</b> 20 mm	LAB325 TRENTO
<b>Out.30</b> 30 mm	

## Hardkoll

## Technical info

COLLANTI E SIGILLANTI  
ADHESIVES AND SEALANTS

INFORMAZIONI TECNICHE




# Alpes raw

## LEAD

8,5 mm

60x120	nat rett.	0000008	F 60,90
60x120	lapp. rett.	0000013	F 73,90
60x60	nat rett.	0000018	F 51,50
60x60	lapp. rett.	0000023	F 67,50
30x60	nat rett.	0000028	F 47,50
30x60	lapp. rett.	0000033	F 60,90



## GREY

8,5 mm

60x120	nat rett.	0000007	F 60,90
60x120	lapp. rett.	0000012	F 73,90
60x60	nat rett.	0000017	F 51,50
60x60	lapp. rett.	0000022	F 67,50
30x60	nat rett.	0000027	F 47,50
30x60	lapp. rett.	0000032	F 60,90




# Alpes raw

## IVORY

8,5 mm

60x120	nat rett.	0000006	F 60,90
60x120	lapp. rett.	0000011	F 73,90
60x60	nat rett.	0000016	F 51,50
60x60	lapp. rett.	0000021	F 67,50
30x60	nat rett.	0000026	F 47,50
30x60	lapp. rett.	0000031	F 60,90



## SAND

8,5 mm

60x120	nat rett.	0000009	F 60,90
60x120	lapp. rett.	0000014	F 73,90
60x60	nat rett.	0000019	F 51,50
60x60	lapp. rett.	0000024	F 67,50
30x60	nat rett.	0000029	F 47,50
30x60	lapp. rett.	0000034	F 60,90



STONE

# Index

## Projects

<b>Stone</b>	POETRY STONE ATLANTIS NATIVE ALPES ALPES RAW MONOLITH
<b>Marble</b>	SENSI ROMA SENSI 900 SENSI SIGNORIA SENSI GEMS SENSI UP
<b>Concrete</b>	BLEND GHOST LAB325 CROSSROAD CHALK
<b>Metal</b>	INTERNO 9 <sup>WIDE</sup> INTERNO 9
<b>Wood</b>	POETRY WOOD ECO CHIC NEST CROSSROAD WOOD DOLPHIN SOLERAS
<b>Traditional</b>	UNIKA RE-WORK FOSSIL SENSI CLASSIC DOWNTOWN DOCKS PETRAIA
<b>Decor &amp; Wall</b>	POETRY COLORS POETRY DECOR WIDE&STYLE MINI WIDE&STYLE MINI VOL.2 PLAY CROSSROAD BRICK DO UP CHROME
<b>Out.20</b> 20 mm	POETRY STONE - SENSI ROMA - NATIVE ATLANTIS - BLEND - GHOST - LAB325 POETRY WOOD - ECO CHIC - DOLPHIN SOLERAS
<b>Out.30</b> 30 mm	LAB325 TRENTO
<b>Hardkoll</b>	COLLANTI E SIGILLANTI ADHESIVES AND SEALANTS
<b>Technical info</b>	INFORMAZIONI TECNICHE

# Alpes raw

## DECORI DA RIVESTIMENTO - WALL DECORS 8,5 mm



30x60 2  
ALPES RAW DEC. SIGN LEAD MIX 2  
**0000270** lapp. rett. PZ 69,50  
(Ottone - brass) (prezzo cad. - price for piece)



30x30 4  
\*\* ALPES RAW MOS. QUAD. GLAM LEAD  
**0000265** nat. rett. PZ 40,50



30x60 2  
ALPES RAW DEC. SIGN GREY MIX 2  
**0000269** lapp. rett. PZ 69,50  
(Ottone - brass) (prezzo cad. - price for piece)



30x30 4  
\*\* ALPES RAW MOS. QUAD. GLAM GREY  
**0000264** nat. rett. PZ 40,50



30x60 2  
ALPES RAW DEC. SIGN IVORY MIX 2  
**0000268** lapp. rett. PZ 69,50  
(Ottone - brass) (prezzo cad. - price for piece)



30x30 4  
\*\* ALPES RAW MOS. QUAD. GLAM SAND  
**0000266** nat. rett. PZ 40,50



10x60 3  
\*\* LISTONE WOM  
**UKR01161** rett. PZ 40,50



5x60 4  
\*\* ALPES RAW LIST. ETHNIC  
**0000267** rett. PZ 34,90

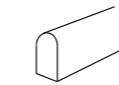
\* Art. realizzati con materiali naturali; vedi indicazioni per posa e pulizia a pag. 330 dell' area tecnica.  
Items produced with natural materials; check the technical area at page 330.

\*\* Metalli preziosi. Si consiglia di pulire la superficie senza utilizzare prodotti contenenti sostanze abrasive per non alterare la brillantezza del metallo prezioso.  
Precious metal. Do not use products containing abrasive substances to clean the decorative element so as not to affect the shine of the precious metal.

# Alpes raw

## MATITE ALLUMINIO - ALUMINIUM STRIPS

Articoli realizzati in alluminio anodizzato per l'uso a parete, adatti a raccordare piastrelle di diverso spessore (8,5/7/6 mm). Avvertenze per la posa e la pulizia a pag. 330  
Anodized Aluminium strips for use between wall tiles of different thicknesses (8,5/7/6 mm). Instructions for installation and cleaning page. 330



MATITA ALLUMINIO 0,5x120 4  
Parte superiore arrotondata / Rounded top.

MATITA ALLUMINIO  
**0000086** PZ 23,50

Parte superiore arrotondata e colorata con resine acriliche.  
Rounded top colored with acrylic resins.

MATITA ALLUM. ORO  
**0008535** PZ 31,50

MATITA ALLUM. RAME SCURO  
**0008534** PZ 31,50

MATITA ALLUM. WHITE  
**0000087** PZ 31,50

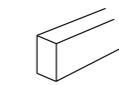
MATITA ALLUM. TERRACOTTA  
**0008530** PZ 31,50

MATITA ALLUM. BLU  
**0008532** PZ 31,50

MATITA ALLUM. VERDE  
**0008531** PZ 31,50

MATITA ALLUM. ARDESIA  
**0008533** PZ 31,50

MATITA ALLUM. BLACK  
**0000088** PZ 31,50



MATITA ALLUMINIO 0,5x120 4  
Parte superiore piatta colorata in bagno galvanico / Flat top colored in galvanic bath.

MATITA ALLUM. BRONZO  
**0000557** PZ 40,50

MATITA ALLUM. RAME  
**0000556** PZ 40,50

DECORI / DECORATIVE 8,5 mm	LEAD	GREY	IVORY	SAND
MOS. QUADRETTI rett. 30x30 F 117,50  4	<b>0000261</b>	<b>0000260</b>	<b>0000259</b>	<b>0000262</b>
PEZZI SPECIALI / SPECIAL TRIMS 8,5 mm	LEAD	GREY	IVORY	SAND
BATTISCOPA rett. 5,5x60 PZ 9,50  10	<b>0000274</b>	<b>0000273</b>	<b>0000272</b>	<b>0000275</b>
GRADONE TOP rett. 32x120x4,5x2 PZ 198,90  1	<b>0000278</b>	<b>0000277</b>	<b>0000276</b>	<b>0000279</b>
ANGOLARE TOP SX rett. 32x120x4,5x2 PZ 228,50  1	<b>0000282</b>	<b>0000281</b>	<b>0000280</b>	<b>0000283</b>
ANGOLARE TOP DX rett. 32x120x4,5x2 PZ 228,50  1	<b>0000286</b>	<b>0000285</b>	<b>0000284</b>	<b>0000287</b>

## GRES PORCELLANATO A MASSA COLORATA FULL BODY COLORED PORCELAIN

Classificazione secondo norme UNI EN 14411 (ISO 13006) Allegato G-Gruppo Bla Gl  
Classification in accordance with UNI EN 14411 (ISO 13006) Annex G-Group Bla Gl



PROPRIETÀ FISICO-CHIMICHE PHYSICAL-CHEMICAL PROPERTIES	NORMA NORM	VALORE PRESCRITTO DALLE NORME VALUE PRESCRIBED FROM THE NORMS	* VAL. / VALUE ALPES RAW NAT.
RESISTENZA ALLO SCIVOLAMENTO SLIP RESISTANCE	B.C.R.A. C.A.	μ 0,19 SCIVOLOSITÀ PERICOLOSA - DANGEROUSLY SLIPPERY 0,20 < μ < 0,39 SCIVOLOSITÀ ECCESSIVA - EXCESSIVELY SLIPPERY 0,40 < μ < 0,74 ATTRITO SODDISFACENTE - SATISFACTORY GRIP μ 0,75 ATTRITO ECCELLENTE - EXCELLENT GRIP	> 0,40
	B.C.R.A. G.B.		> 0,40
	ASTM C 1028 [S.C.O.F.]	SLIP RESISTANT (> 0,60)	> 0,60 DRY > 0,60 WET
	DIN 51130	IN FUNZIONE DELL'AMBIENTE O DELLA ZONA DI LAVORO BASING ON THE ENVIRONMENT OR THE WORKING AREA	R10
	DIN 51097 ANSI A 137-1:2012 (D.C.O.F.)	-	A+B > 0,42

\* Valori medi di produzione / Average production values

STONE

# Index

## Projects

Stone	POETRY STONE ATLANTIS NATIVE ALPES ALPES RAW MONOLITH
Marble	SENSI ROMA SENSI 900 SENSI SIGNORIA SENSI GEMS SENSI UP
Concrete	BLEND GHOST LAB325 CROSSROAD CHALK
Metal	INTERNO 9 WIDE INTERNO 9
Wood	POETRY WOOD ECO CHIC NEST CROSSROAD WOOD DOLPHIN SOLERAS
Traditional	UNIKA RE-WORK FOSSIL SENSI CLASSIC DOWNTOWN DOCKS PETRAIA
Decor & Wall	POETRY COLORS POETRY DECOR WIDE&STYLE MINI WIDE&STYLE MINI VOL.2 PLAY CROSSROAD BRICK DO UP CHROME

## Out.20 20 mm

POETRY STONE - SENSI ROMA - NATIVE  
ATLANTIS - BLEND - GHOST - LAB325  
POETRY WOOD - ECO CHIC - DOLPHIN  
SOLERAS

## Out.30 30 mm

LAB325  
TRENTO

## Hardkoll

COLLANTI E SIGILLANTI  
ADHESIVES AND SEALANTS

## Technical info

INFORMAZIONI TECNICHE

STONE

# Monolith

GRES PORCELLANATO A MASSA COLORATA  
FULL BODY COLORED PORCELAIN

GREIGE



FOG



GRAPHITE



**6 mm**  
120x280 nat.

**8,5 mm**  
120x120 nat.  
60x120 nat.  
60x60 nat.  
30x60 nat.

## Monolith

STONE

GREIGE

6 mm			
120x280	nat rett.	<b>0008799</b>	F 98,50

8,5 mm			
120x120	nat rett.	<b>0001800</b>	F 79,90

60x120	nat rett.	<b>0001803</b>	F 60,90
--------	-----------	----------------	---------

60x60	nat rett.	<b>0001809</b>	F 51,50
-------	-----------	----------------	---------

30x60	nat rett.	<b>0002351</b>	F 47,50
-------	-----------	----------------	---------



FOG

6 mm			
* 120x280	nat rett.	<b>0008800</b>	F 98,50

8,5 mm			
120x120	nat rett.	<b>0001801</b>	F 79,90

60x120	nat rett.	<b>0001804</b>	F 60,90
--------	-----------	----------------	---------

60x60	nat rett.	<b>0001810</b>	F 51,50
-------	-----------	----------------	---------

30x60	nat rett.	<b>0002352</b>	F 47,50
-------	-----------	----------------	---------



\* Fino ad esaurimento scorte l' art. verrà consegnato nel formato 120x240 7 mm. The item will be delivered in size 120x240 (thickness 7 mm) while stocks last.

# Index

## Projects

<b>Stone</b>	POETRY STONE ATLANTIS NATIVE ALPES ALPES RAW MONOLITH
<b>Marble</b>	SENSI ROMA SENSI 900 SENSI SIGNORIA SENSI GEMS SENSI UP
<b>Concrete</b>	BLEND GHOST LAB325 CROSSROAD CHALK
<b>Metal</b>	INTERNO 9 <sup>WIDE</sup> INTERNO 9
<b>Wood</b>	POETRY WOOD ECO CHIC NEST CROSSROAD WOOD DOLPHIN SOLERAS
<b>Traditional</b>	UNIKA RE-WORK FOSSIL SENSI CLASSIC DOWNTOWN DOCKS PETRAIA
<b>Decor &amp; Wall</b>	POETRY COLORS POETRY DECOR WIDE&STYLE MINI WIDE&STYLE MINI VOL.2 PLAY CROSSROAD BRICK DO UP CHROME
<b>Out.20</b> 20 mm	POETRY STONE - SENSI ROMA - NATIVE ATLANTIS - BLEND - GHOST - LAB325 POETRY WOOD - ECO CHIC - DOLPHIN SOLERAS
<b>Out.30</b> 30 mm	LAB325 TRENTO
<b>Hardkoll</b>	COLLANTI E SIGILLANTI ADHESIVES AND SEALANTS
<b>Technical info</b>	INFORMAZIONI TECNICHE



# Monolith

## GRAPHITE

6 mm			
120x280	nat rett.	<b>0008801</b>	F 98,50
8,5 mm			
120x120	nat rett.	<b>0001802</b>	F 79,90
60x120	nat rett.	<b>0001805</b>	F 60,90
60x60	nat rett.	<b>0001811</b>	F 51,50
30x60	nat rett.	<b>0002353</b>	F 47,50



## DECORI DA RIVESTIMENTO - WALL DECORS 8,5 mm

		
5x60  PZ 21,50 <b>0006775</b> LIST. AVIO rett. Lucido / Glossy	5x60  PZ 21,50 <b>0006776</b> LIST. PHARD rett. Lucido / Glossy	5x60  PZ 21,50 <b>0006777</b> LIST. SENAPE rett. Lucido / Glossy

## MATITE ALLUMINIO - ALUMINIUM STRIPS

Articoli realizzati in alluminio anodizzato per l'uso a parete, adatti a raccordare piastrelle di diverso spessore (8,5/7/6 mm). Avvertenze per la posa e la pulizia a pag. 330  
Anodized Aluminium strips for use between wall tiles of different thicknesses (8,5/7/6 mm). Instructions for installation and cleaning page. 330

		MATITA ALLUM. WHITE <b>0000087</b> PZ 32,50
MATITA ALLUMINIO 0,5x120  Parte superiore arrotondata / Rounded top.		MATITA ALLUM. TERRACOTTA <b>0008530</b> PZ 32,50
		MATITA ALLUM. BLU <b>0008532</b> PZ 32,50
		MATITA ALLUM. VERDE <b>0008531</b> PZ 32,50
Parte superiore arrotondata e colorata con resine acriliche. Rounded top colored with acrylic resins.		MATITA ALLUM. ARDESIA <b>0008533</b> PZ 32,50
		MATITA ALLUM. BLACK <b>0000088</b> PZ 32,50
		MATITA ALLUM. RAME SCURO <b>0008534</b> PZ 32,50

	MATITA ALLUM. BRONZO <b>0000557</b> PZ 40,50	
MATITA ALLUMINIO 0,5x120  Parte superiore piatta colorata in bagno galvanico / Flat top colored in galvanic bath.		MATITA ALLUM. RAME <b>0000556</b> PZ 40,50

# Monolith

STONE

DECORI / DECORATIVE 8,5 mm	GREIGE	FOG	GRAPHITE
 * MOS. QUADRETTI rett. 30x30 F 117,50 	 <b>0001950</b>	 <b>0001951</b>	 <b>0001952</b>
PEZZI SPECIALI / SPECIAL TRIMS 8,5 mm	GREIGE	FOG	GRAPHITE
 BATTISCOPA rett. 5,5x60 PZ 9,50 	<b>0002818</b>	<b>0002819</b>	<b>0002820</b>
 BATTISCOPA rett. 5,5x120 PZ 12,90 	<b>0001953</b>	<b>0001954</b>	<b>0001955</b>
 GRADONE TOP rett. 32x120x4,5x2 PZ 198,90 	<b>0001956</b>	<b>0001957</b>	<b>0001958</b>
 ANGOLARE TOP SX rett. 32x120x4,5x2 PZ 228,50 	<b>0001959</b>	<b>0001960</b>	<b>0001961</b>
 ANGOLARE TOP DX rett. 32x120x4,5x2 PZ 228,50 	<b>0001962</b>	<b>0001963</b>	<b>0001964</b>

\* Fino ad esaurimento scorte l' art. verrà consegnato a spessore 7 mm. The item will be delivered in a 7 mm thickness while stocks last.

## GRES PORCELLANATO A MASSA COLORATA FULL BODY COLORED PORCELAIN

Classificazione secondo norme UNI EN 14411 (ISO 13006) Allegato G-Gruppo Bla GL  
Classification in accordance with UNI EN 14411 (ISO 13006) Annex G-Group Bla GL



PROPRIETÀ FISICO-CHIMICHE PHYSICAL-CHEMICAL PROPERTIES	NORMA NORM	VALORE PRESCRITTO DALLE NORME VALUE PRESCRIBED FROM THE NORMS	* VAL. / VALUE MONOLITH NAT.
	B.C.R.A. C.A.	$\mu$ 0,19 SCIIVOLOSITÀ PERICOLOSA - DANGEROUSLY SLIPPERY 0,20 < $\mu$ < 0,39 SCIIVOLOSITÀ ECCESSIVA - EXCESSIVELY SLIPPERY 0,40 < $\mu$ < 0,74 ATTRITO SODDISFACENTE - SATISFACTORY GRIP $\mu$ 0,75 ATTRITO ECCELLENTE - EXCELLENT GRIP	> 0,40
	B.C.R.A. G.B.		> 0,40
RESISTENZA ALLO SCIVOLAMENTO SLIP RESISTANCE	ASTM C 1028 [S.C.O.F.]	SLIP RESISTANT (> 0,60)	> 0,60 DRY > 0,60 WET
	DIN 51130	IN FUNZIONE DELL'AMBIENTE O DELLA ZONA DI LAVORO BASING ON THE ENVIRONMENT OR THE WORKING AREA	R10
	DIN 51097	-	A+B
	ANSI A 137-1:2012 [D.C.O.F.]	$\geq 0,42$	> 0,42

\* Valori medi di produzione / Average production values

# Index

## Projects

<b>Stone</b>	POETRY STONE ATLANTIS NATIVE ALPES ALPES RAW MONOLITH
<b>Marble</b>	SENSI ROMA SENSI 900 SENSI SIGNORIA SENSI GEMS SENSI UP
<b>Concrete</b>	BLEND GHOST LAB325 CROSSROAD CHALK
<b>Metal</b>	INTERNO 9 WIDE INTERNO 9
<b>Wood</b>	POETRY WOOD ECO CHIC NEST CROSSROAD WOOD DOLPHIN SOLERAS

## Traditional

UNIKA  
RE-WORK  
FOSSIL  
SENSI CLASSIC  
DOWNTOWN  
DOCKS  
PETRAIA

## Decor & Wall

POETRY COLORS  
POETRY DECOR  
WIDE&STYLE MINI  
WIDE&STYLE MINI VOL.2  
PLAY  
CROSSROAD BRICK  
DO UP  
CHROME

## Out.20 20 mm

POETRY STONE - SENSI ROMA - NATIVE  
ATLANTIS - BLEND - GHOST - LAB325  
POETRY WOOD - ECO CHIC - DOLPHIN  
SOLERAS

## Out.30 30 mm

LAB325  
TRENTO

## Hardkoll

COLLANTI E SIGILLANTI  
ADHESIVES AND SEALANTS

## Technical info

INFORMAZIONI TECNICHE

MARBLE

# Sensi

GRES PORCELLANATO TUTTA MASSA - UGL  
FULL BODY PORCELAIN - UGL


## Roma



## 900



## Signoria



## Gems



## Up



# Index

## Projects


<b>Stone</b>	POETRY STONE ATLANTIS NATIVE ALPES ALPES RAW MONOLITH
<b>Marble</b>	SENSI ROMA SENSI 900 SENSI SIGNORIA SENSI GEMS SENSI UP
<b>Concrete</b>	BLEND GHOST LAB325 CROSSROAD CHALK
<b>Metal</b>	INTERNO 9 WIDE INTERNO 9
<b>Wood</b>	POETRY WOOD ECO CHIC NEST CROSSROAD WOOD DOLPHIN SOLERAS
<b>Traditional</b>	UNIKA RE-WORK FOSSIL SENSI CLASSIC DOWNTOWN DOCKS PETRAIA
<b>Decor &amp; Wall</b>	POETRY COLORS POETRY DECOR WIDE&STYLE MINI WIDE&STYLE MINI VOL.2 PLAY CROSSROAD BRICK DO UP CHROME
<b>Out.20 20 mm</b>	POETRY STONE - SENSI ROMA - NATIVE ATLANTIS - BLEND - GHOST - LAB325 POETRY WOOD - ECO CHIC - DOLPHIN SOLERAS
<b>Out.30 30 mm</b>	LAB325 TRENTO
<b>Hardkoll</b>	COLLANTI E SIGILLANTI ADHESIVES AND SEALANTS
<b>Technical info</b>	INFORMAZIONI TECNICHE

MARBLE

# Sensi Roma

GRES PORCELLANATO TUTTA MASSA - UGL  
FULL BODY PORCELAIN - UGL

WHITE



IVORY



CREAM



**6 mm**  
120x280 nat.

**8,5 mm**  
120x120 nat. 3D / ant. 3D  
60x120 nat. 3D / ant. 3D

**20 mm**  
60x120 R11

**3D tech**



# Index

## Projects

<b>Stone</b>	POETRY STONE ATLANTIS NATIVE ALPES ALPES RAW MONOLITH
<b>Marble</b>	SENSI ROMA SENSI 900 SENSI SIGNORIA SENSI GEMS SENSI UP
<b>Concrete</b>	BLEND GHOST LAB325 CROSSROAD CHALK
<b>Metal</b>	INTERNO 9 <sup>WIDE</sup> INTERNO 9
<b>Wood</b>	POETRY WOOD ECO CHIC NEST CROSSROAD WOOD DOLPHIN SOLERAS
<b>Traditional</b>	UNIKA RE-WORK FOSSIL SENSI CLASSIC DOWNTOWN DOCKS PETRAIA
<b>Decor &amp; Wall</b>	POETRY COLORS POETRY DECOR WIDE&STYLE MINI WIDE&STYLE MINI VOL.2 PLAY CROSSROAD BRICK DO UP CHROME
<b>Out.20</b> 20 mm	POETRY STONE - SENSI ROMA - NATIVE ATLANTIS - BLEND - GHOST - LAB325 POETRY WOOD - ECO CHIC - DOLPHIN SOLERAS
<b>Out.30</b> 30 mm	LAB325 TRENTO
<b>Hardkoll</b>	COLLANTI E SIGILLANTI ADHESIVES AND SEALANTS
<b>Technical info</b>	INFORMAZIONI TECNICHE

# Sensi Roma

## WHITE

6 mm					
120x280	nat. rett.	P.tech R10 C	<b>0012719</b>	F 103,50	
8,5 mm					
120x120	nat. 3D rett.	3D tech	<b>0012693</b>	F 89,50	
120x120	ant. 3D rett.	3D tech	<b>0012722</b>	F 121,50	
60x120	nat. 3D rett.	3D tech	<b>0012695</b>	F 70,50	
60x120	ant. 3D rett.	3D tech	<b>0012725</b>	F 89,50	



## IVORY

6 mm					
120x280	nat. rett.	P.tech R10 C	<b>0012720</b>	F 103,50	
8,5 mm					
120x120	nat. 3D rett.	3D tech	<b>0012723</b>	F 89,50	
120x120	ant. 3D rett.	3D tech	<b>0011875</b>	F 121,50	
60x120	nat. 3D rett.	3D tech	<b>0012726</b>	F 70,50	
60x120	ant. 3D rett.	3D tech	<b>0011131</b>	F 89,50	



**ABKSTONE**  
163,5x323 nat. **0011551** x 12 mm

# Sensi Roma

MARBLE

## CREAM

6 mm					
120x280	nat. rett.	P.tech R10 C	<b>0012721</b>	F 103,50	
8,5 mm					
120x120	nat. 3D rett.	3D tech	<b>0012694</b>	F 89,50	
120x120	ant. 3D rett.	3D tech	<b>0012724</b>	F 121,50	
60x120	nat. 3D rett.	3D tech	<b>0012696</b>	F 70,50	
60x120	ant. 3D rett.	3D tech	<b>0012727</b>	F 89,50	



# Index


## Projects

<b>Stone</b>	POETRY STONE ATLANTIS NATIVE ALPES ALPES RAW MONOLITH
<b>Marble</b>	SENSI ROMA SENSI 900 SENSI SIGNORIA SENSI GEMS SENSI UP
<b>Concrete</b>	BLEND GHOST LAB325 CROSSROAD CHALK
<b>Metal</b>	INTERNO 9 WIDE INTERNO 9
<b>Wood</b>	POETRY WOOD ECO CHIC NEST CROSSROAD WOOD DOLPHIN SOLERAS
<b>Traditional</b>	UNIKA RE-WORK FOSSIL SENSI CLASSIC DOWNTOWN DOCKS PETRAIA
<b>Decor &amp; Wall</b>	POETRY COLORS POETRY DECOR WIDE&STYLE MINI WIDE&STYLE MINI VOL.2 PLAY CROSSROAD BRICK DO UP CHROME
<b>Out.20</b> 20 mm	POETRY STONE - SENSI ROMA - NATIVE ATLANTIS - BLEND - GHOST - LAB325 POETRY WOOD - ECO CHIC - DOLPHIN SOLERAS
<b>Out.30</b> 30 mm	LAB325 TRENTO
<b>Hardkoll</b>	COLLANTI E SIGILLANTI ADHESIVES AND SEALANTS
<b>Technical info</b>	INFORMAZIONI TECNICHE


# Sensi Roma

DECORI DA RIVESTIMENTO E PAVIMENTO - WALL AND FLOOR DECORS 8,5 mm




60x120  2  
CUBE WHITE **3D tech**  
0012697 nat. 3D rett. F 84,50  
(vendita al Mq / Sale per Sqm)




60x120  2  
WAVE WHITE **3D tech**  
0012865 nat. 3D rett. F 84,50  
(vendita al Mq / Sale per Sqm)




60x120  2  
CUBE IVORY **3D tech**  
0012698 nat. 3D rett. F 84,50  
(vendita al Mq / Sale per Sqm)




60x120  2  
WAVE IVORY **3D tech**  
0012866 nat. 3D rett. F 84,50  
(vendita al Mq / Sale per Sqm)




60x120  2  
CUBE CREAM **3D tech**  
0012864 nat. 3D rett. F 84,50  
(vendita al Mq / Sale per Sqm)



60x120  2  
WAVE CREAM **3D tech**  
0012699 nat. 3D rett. F 84,50  
(vendita al Mq / Sale per Sqm)

**OUT.20 R11 20 mm P. tech**



60x120  1  
IVORY 20 R11 rett. **P.TECH**  
0012556 nat. 3D rett. F 89,90






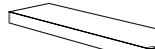













60x120  1  
CREAM 20 R11 rett. **P.TECH**  
0012557 nat. 3D rett. F 89,90

Per la serie completa vedi pag. 310  
For the complete collection see page 310

# Sensi Roma

MARBLE



PEZZI SPECIALI / SPECIAL TRIMS 8,5 mm	WHITE	IVORY	CREAM
 BATTISCOPIA nat. 3D rett. 5,5x120 PZ 13,90 	0012707	0012708	0012709
 BATTISCOPIA ant. 3D rett. 5,5x120 PZ 17,50 	0012728	0012729	0012730
 GRADONE TOP nat. 3D rett. 32x120x4,5x2 PZ 212,50 	0012710	0012711	0012712
 GRADONE TOP ant. 3D rett. 32x120x4,5x2 PZ 231,50 	0012731	0012732	0012733
 ANGOLARE TOP SX nat. 3D rett. 32x120x4,5x2 PZ 243,90 	0012713	0012714	0012715
 ANGOLARE TOP SX ant. 3D rett. 32x120x4,5x2 PZ 262,90 	0012734	0012735	0012736
 ANGOLARE TOP DX nat. 3D rett. 32x120x4,5x2 PZ 243,90 	0012716	0012717	0012718
 ANGOLARE TOP DX ant. 3D rett. 32x120x4,5x2 PZ 262,90 	0012737	0012738	0012739

GRES PORCELLANATO TUTTA MASSA FULL BODY PORCELAIN

**SUPERFICIE NATURALE** Classificazione secondo norme UNI EN 14411 (ISO 13006) Allegato G Gruppo Bla UGL  
**NATURAL SURFACE** Classification in accordance with UNI EN 14411 (ISO 13006) Annex G-Group Bla UGL



PROPRIETÀ FISICO-CHIMICHE PHYSICAL-CHEMICAL PROPERTIES	NORMA NORM	VALORE PRESCRITTO DALLE NORME VALUE PRESCRIBED FROM THE NORMS	* VAL. / VALUE SENSI ROMA NAT. 3D
RESISTENZA ALLO SCIVOLAMENTO SLIP RESISTANCE	B.C.R.A. C.A.	$\mu$ 0,19 SCIVOLITÀ PERICOLOSA - DANGEROUSLY SLIPPERY $0,20 < \mu < 0,39$ SCIVOLITÀ ECCESSIVA - EXCESSIVELY SLIPPERY $0,40 < \mu < 0,74$ ATTRITO SODDISFACENTE - SATISFACTORY GRIP $\mu$ 0,75 ATTRITO ECCELLENTE - EXCELLENT GRIP	> 0,40
	B.C.R.A. G.B.		> 0,40
	ASTM C 1028 [S.C.O.F.]	SLIP RESISTANT (> 0,60)	> 0,60 DRY > 0,60 WET
	DIN 51130	IN FUNZIONE DELL'AMBIENTE O DELLA ZONA DI LAVORO BASING ON THE ENVIRONMENT OR THE WORKING AREA	R9
	DIN 51097 ANSI A 137-1:2012 [D.C.O.F.]	-	A > 0,42

\* Valori medi di produzione / Average production values

# Index

## Projects

<b>Stone</b>	POETRY STONE ATLANTIS NATIVE ALPES ALPES RAW MONOLITH
<b>Marble</b>	SENSI ROMA SENSI 900 SENSI SIGNORIA SENSI GEMS SENSI UP
<b>Concrete</b>	BLEND GHOST LAB325 CROSSROAD CHALK
<b>Metal</b>	INTERNO 9 WIDE INTERNO 9
<b>Wood</b>	POETRY WOOD ECO CHIC NEST CROSSROAD WOOD DOLPHIN SOLERAS
<b>Traditional</b>	UNIKA RE-WORK FOSSIL SENSI CLASSIC DOWNTOWN DOCKS PETRAIA
<b>Decor &amp; Wall</b>	POETRY COLORS POETRY DECOR WIDE&STYLE MINI WIDE&STYLE MINI VOL.2 PLAY CROSSROAD BRICK DO UP CHROME

## Out.20 20 mm

POETRY STONE - SENSI ROMA - NATIVE  
ATLANTIS - BLEND - GHOST - LAB325  
POETRY WOOD - ECO CHIC - DOLPHIN  
SOLERAS

## Out.30 30 mm

LAB325  
TRENTO

## Hardkoll

COLLANTI E SIGILLANTI  
ADHESIVES AND SEALANTS

## Technical info

INFORMAZIONI TECNICHE

# Sensi Roma

## THE PERFECT COMBO

DALLA CONSULTAZIONE DELLA MATERIOTECA ABK, NASCE LA NUOVA SEZIONE DEDICATA AGLI ABBINAMENTI CHE VALORIZZANO LE SUPERFICI DELLE PRINCIPALI COLLEZIONI.

THE NEW SECTION EXPLORES THE DIFFERENT WAYS IN WHICH ABK MATERIALS CAN BE COORDINATED TO ENHANCE THE SURFACES OF THE MAIN COLLECTIONS.



# Sensi Roma

MARBLE



# Index

## Projects

### Stone

POETRY STONE  
ATLANTIS  
NATIVE  
ALPES  
ALPES RAW  
MONOLITH

### Marble

SENSI ROMA  
SENSI 900  
SENSI SIGNORIA  
SENSI GEMS  
SENSI UP

### Concrete

BLEND  
GHOST  
LAB325  
CROSSROAD CHALK

### Metal

INTERNO 9 WIDE  
INTERNO 9

### Wood

POETRY WOOD  
ECO CHIC  
NEST  
CROSSROAD WOOD  
DOLPHIN  
SOLERAS

## Traditional

UNIKA  
RE-WORK  
FOSSIL  
SENSI CLASSIC  
DOWNTOWN  
DOCKS  
PETRAIA

## Decor & Wall

POETRY COLORS  
POETRY DECOR  
WIDE&STYLE MINI  
WIDE&STYLE MINI VOL.2  
PLAY  
CROSSROAD BRICK  
DO UP  
CHROME

## Out.20 20 mm

POETRY STONE - SENSI ROMA - NATIVE  
ATLANTIS - BLEND - GHOST - LAB325  
POETRY WOOD - ECO CHIC - DOLPHIN  
SOLERAS

## Out.30 30 mm

LAB325  
TRENTO

## Hardkoll

COLLANTI E SIGILLANTI  
ADHESIVES AND SEALANTS

## Technical info

INFORMAZIONI TECNICHE

MARBLE

# Sensi 900

GRES PORCELLANATO TUTTA MASSA - UGL  
FULL BODY PORCELAIN - UGL



6 mm

120x280 soft / soft 3D / Lux

8,5 mm

120x120 nat. / ant. 3D / Lux  
60x120 nat. / ant. 3D / Lux

P. tech  
3D tech  
Soft 3D



# Index

## Projects

### Stone

POETRY STONE  
ATLANTIS  
NATIVE  
ALPES  
ALPES RAW  
MONOLITH

### Marble

SENSI ROMA  
SENSI 900  
SENSI SIGNORIA  
SENSI GEMS  
SENSI UP

### Concrete

BLEND  
GHOST  
LAB325  
CROSSROAD CHALK

### Metal

INTERNO 9 WIDE  
INTERNO 9

### Wood

POETRY WOOD  
ECO CHIC  
NEST  
CROSSROAD WOOD  
DOLPHIN  
SOLERAS

## Traditional

UNIKA  
RE-WORK  
FOSSIL  
SENSI CLASSIC  
DOWNTOWN  
DOCKS  
PETRAIA

## Decor & Wall

POETRY COLORS  
POETRY DECOR  
WIDE&STYLE MINI  
WIDE&STYLE MINI VOL.2  
PLAY  
CROSSROAD BRICK  
DO UP  
CHROME

### Out.20 20 mm

POETRY STONE - SENSI ROMA - NATIVE  
ATLANTIS - BLEND - GHOST - LAB325  
POETRY WOOD - ECO CHIC - DOLPHIN  
SOLERAS

### Out.30 30 mm

LAB325  
TRENTO

## Hardkoll

COLLANTI E SIGILLANTI  
ADHESIVES AND SEALANTS

## Technical info

INFORMAZIONI TECNICHE

# Sensi 900

## PRECIOUS BLACK

6 mm				
120x280	soft rett.		<b>0010995</b>	F 108,90
120x280	lux rett.		<b>0010994</b>	F 124,50
8,5 mm				
120x120	nat rett.	P.tech R10 C	<b>0011497</b>	F 81,90
120x120	ant. 3D rett.	3D tech	<b>0011872</b>	F 121,50
120x120	lux rett.		<b>0011496</b>	F 107,50
60x120	nat rett.	P.tech R10 C	<b>0011000</b>	F 63,50
60x120	ant. 3D rett.	3D tech	<b>0011128</b>	F 89,50
60x120	lux rett.		<b>0011003</b>	F 84,50



## STONE GREY

6 mm				
120x280	soft rett.		<b>0008677</b>	F 108,90
120x280	lux rett.		<b>0008688</b>	F 124,50
8,5 mm				
120x120	nat rett.	P.tech R10 C	<b>0006319</b>	F 81,90
120x120	ant. 3D rett.	3D tech	<b>0011871</b>	F 121,50
120x120	lux rett.		<b>0006311</b>	F 107,50
60x120	nat rett.	P.tech R10 C	<b>0006322</b>	F 63,50
60x120	ant. 3D rett.	3D tech	<b>0011127</b>	F 89,50
60x120	lux rett.		<b>0006313</b>	F 84,50




ABKSTONE		
163,5x323 soft	<b>0006278</b>	± 12 mm
163,5x323 lux	<b>0006269</b>	
163,5x323 soft	<b>0006291</b>	± 20 mm
163,5x323 lux	<b>0006264</b>	

# Sensi 900

## CARRARA

6 mm				
120x280	soft 3D rett.	Soft 3D	<b>0012527</b>	F 114,90
120x280	lux rett.		<b>0012497</b>	F 124,50
8,5 mm				
120x120	nat rett.	P.tech R10 C	<b>0012531</b>	F 81,90
120x120	ant. 3D rett.	3D tech	<b>0011873</b>	F 121,50
120x120	lux rett.		<b>0012500</b>	F 107,50
60x120	nat rett.	P.tech R10 C	<b>0012758</b>	F 63,50
60x120	ant. 3D rett.	3D tech	<b>0011129</b>	F 89,50
60x120	lux rett.		<b>0012503</b>	F 84,50



## VENEZIA NUVOLA

8,5 mm				
120x120	ant. 3D rett.	3D tech	<b>0011874</b>	F 121,50
60x120	ant. 3D rett.	3D tech	<b>0011130</b>	F 89,50



MARBLE

# Index

## Projects

<b>Stone</b>	POETRY STONE ATLANTIS NATIVE ALPES ALPES RAW MONOLITH
<b>Marble</b>	SENSI ROMA SENSI 900 SENSI SIGNORIA SENSI GEMS SENSI UP
<b>Concrete</b>	BLEND GHOST LAB325 CROSSROAD CHALK
<b>Metal</b>	INTERNO 9 WIDE INTERNO 9
<b>Wood</b>	POETRY WOOD ECO CHIC NEST CROSSROAD WOOD DOLPHIN SOLERAS
<b>Traditional</b>	UNIKA RE-WORK FOSSIL SENSI CLASSIC DOWNTOWN DOCKS PETRAIA
<b>Decor &amp; Wall</b>	POETRY COLORS POETRY DECOR WIDE&STYLE MINI WIDE&STYLE MINI VOL.2 PLAY CROSSROAD BRICK DO UP CHROME
<b>Out.20 20 mm</b>	POETRY STONE - SENSI ROMA - NATIVE ATLANTIS - BLEND - GHOST - LAB325 POETRY WOOD - ECO CHIC - DOLPHIN SOLERAS
<b>Out.30 30 mm</b>	LAB325 TRENTO
<b>Hardkoll</b>	COLLANTI E SIGILLANTI ADHESIVES AND SEALANTS
<b>Technical info</b>	INFORMAZIONI TECNICHE



# Sensi 900

## OYSTER GOLD

<b>6 mm</b>			
* 120x280	lux rett.	<b>0012496</b>	F 124,50
<b>8,5 mm</b>			
120x120	lux rett.	<b>0012499</b>	F 107,50
60x120	lux rett.	<b>0012502</b>	F 84,50

## ABKSTONE

163,5x323 SLAB A lux	<b>0011889</b>	x 12 mm
163,5x323 SLAB B lux	<b>0011890</b>	
163,5x323 SLAB A soft	<b>0011893</b>	
163,5x323 SLAB B soft	<b>0011894</b>	



## OYSTER WHITE

<b>6 mm</b>			
120x280	soft rett.	<b>0012494</b>	F 108,90
120x280	lux rett.	<b>0012495</b>	F 124,50
<b>8,5 mm</b>			
120x120	nat rett.	P.tech R10 C <b>0012530</b>	F 81,90
120x120	lux rett.	<b>0012498</b>	F 107,50
60x120	nat rett.	P.tech R10 C <b>0012757</b>	F 63,50
60x120	lux rett.	<b>0012501</b>	F 84,50



# Sensi 900

## PEZZI SPECIALI / SPECIAL TRIMS 8,5 mm

		PRECIOUS BLACK	STONE GREY	CARRARA	VENEZIA NUVOLA	OYSTER GOLD	OYSTER WHITE
	BATTISCOPA nat. rett. 5,5x120 PZ 12,90	<b>0012867</b>	<b>0006645</b>	<b>0012515</b>	-	-	<b>0012514</b>
	BATTISCOPA ant. 3D rett. 5,5x120 PZ 17,50	<b>0012418</b>	<b>0012417</b>	<b>0012521</b>	<b>0012419</b>	-	-
	BATTISCOPA lux rett. 5,5x120 PZ 15,50	<b>0012199</b>	<b>0006325</b>	<b>0012506</b>	-	<b>0012505</b>	<b>0012504</b>
	GRADONE TOP. nat. rett. 32x120x4,5x2 PZ 198,90	<b>0012869</b>	<b>0006648</b>	<b>0012752</b>	-	-	<b>0012751</b>
	GRADONE TOP. ant. 3D rett. 32x120x4,5x2 PZ 231,50	<b>0012422</b>	<b>0012421</b>	<b>0012784</b>	<b>0012423</b>	-	-
	GRADONE TOP. lux rett. 32x120x4,5x2 PZ 210,50	<b>0012222</b>	<b>0006327</b>	<b>0012511</b>	-	<b>0012510</b>	<b>0012509</b>
	ANGOLARE TOP SX nat. rett. 32x120x4,5x2 PZ 228,50	<b>0012870</b>	<b>0006651</b>	<b>0012754</b>	-	-	<b>0012753</b>
	ANGOLARE TOP SX ant. 3D rett. 32x120x4,5x2 PZ 262,90	<b>0012425</b>	<b>0012424</b>	<b>0012785</b>	<b>0012426</b>	-	-
	ANGOLARE TOP SX lux rett. 32x120x4,5x2 PZ 239,90	<b>0012227</b>	<b>0006329</b>	<b>0012520</b>	-	<b>0012519</b>	<b>0012518</b>
	ANGOLARE TOP DX nat. rett. 32x120x4,5x2 PZ 228,50	<b>0012871</b>	<b>0006654</b>	<b>0012756</b>	-	-	<b>0012755</b>
	ANGOLARE TOP DX ant. 3D rett. 32x120x4,5x2 PZ 262,90	<b>0012428</b>	<b>0012427</b>	<b>0012786</b>	<b>0012429</b>	-	-
	ANGOLARE TOP DX lux rett. 32x120x4,5x2 PZ 239,90	<b>0012232</b>	<b>0006331</b>	<b>0012526</b>	-	<b>0012525</b>	<b>0012524</b>

## GRES PORCELLANATO TUTTA MASSA FULL BODY PORCELAIN

**SUPERFICIE NATURALE** Classificazione secondo norme UNI EN 14411 (ISO 13006) Allegato G Gruppo Bla UGL  
**NATURAL SURFACE** Classification in accordance with UNI EN 14411 (ISO 13006) Annex G-Group Bla UGL



PROPRIETÀ FISICO-CHIMICHE PHYSICAL-CHEMICAL PROPERTIES	NORMA NORM	VALORE PRESCRITTO DALLE NORME VALUE PRESCRIBED FROM THE NORMS	* VAL. / VALUE SENSI ROMA NAT. P.TECH
RESISTENZA ALLO SCIVOLAMENTO SLIP RESISTANCE	B.C.R.A. C.A.	p 0,19 SCIVOLosità PERICOLOSA - DANGEROUSLY SLIPPERY 0,20 < p < 0,39 SCIVOLosità ECCESSIVA - EXCESSIVELY SLIPPERY 0,40 < p < 0,74 ATTRITO SODDISFACENTE - SATISFACTORY GRIP p 0,75 ATTRITO ECCELLENTE - EXCELLENT GRIP	> 0,40
	B.C.R.A. G.B.		> 0,40
	ASTM C 1028 [S.C.O.F.]	SLIP RESISTANT (> 0,60)	> 0,60 DRY > 0,60 WET
	DIN 51130	IN FUNZIONE DELL'AMBIENTE O DELLA ZONA DI LAVORO BASING ON THE ENVIRONMENT OR THE WORKING AREA	R10
	DIN 51097 ANSI A 137-1:2012 [D.C.O.F.]	-	A+B+C > 0,42

\* Valori medi di produzione / Average production values

# Index

## Projects

Stone	Marble	Concrete	Metal	Wood	Traditional	Decor & Wall	Out.20 20 mm	Out.30 30 mm	Hardkoll	Technical info
POETRY STONE ATLANTIS NATIVE ALPES ALPES RAW MONOLITH	SENSI ROMA SENSI 900 SENSI SIGNORIA SENSI GEMS SENSI UP	BLEND GHOST LAB325 CROSSROAD CHALK	INTERNO 9 WIDE INTERNO 9	POETRY WOOD ECO CHIC NEST CROSSROAD WOOD DOLPHIN SOLERAS	UNIKA RE-WORK FOSSIL SENSI CLASSIC DOWNTOWN DOCKS PETRAIA	POETRY COLORS POETRY DECOR WIDE&STYLE MINI WIDE&STYLE MINI VOL.2 PLAY CROSSROAD BRICK DO UP CHROME	POETRY STONE - SENSI ROMA - NATIVE ATLANTIS - BLEND - GHOST - LAB325 POETRY WOOD - ECO CHIC - DOLPHIN SOLERAS	LAB325 TRENTO	COLLANTI E SIGILLANTI ADHESIVES AND SEALANTS	INFORMAZIONI TECNICHE

# Sensi 900

## THE PERFECT COMBO

DALLA CONSULTAZIONE DELLA MATERIOTECA ABK, NASCE LA NUOVA SEZIONE DEDICATA AGLI ABBINAMENTI CHE VALORIZZANO LE SUPERFICI DELLE PRINCIPALI COLLEZIONI.

THE NEW SECTION EXPLORES THE DIFFERENT WAYS IN WHICH ABK MATERIALS CAN BE COORDINATED TO ENHANCE THE SURFACES OF THE MAIN COLLECTIONS.



# Sensi 900

MARBLE



# Index

## Projects


<b>Stone</b>	POETRY STONE ATLANTIS NATIVE ALPES ALPES RAW MONOLITH
<b>Marble</b>	SENSI ROMA SENSI 900 SENSI SIGNORIA SENSI GEMS SENSI UP
<b>Concrete</b>	BLEND GHOST LAB325 CROSSROAD CHALK
<b>Metal</b>	INTERNO 9 WIDE INTERNO 9
<b>Wood</b>	POETRY WOOD ECO CHIC NEST CROSSROAD WOOD DOLPHIN SOLERAS
<b>Traditional</b>	UNIKA RE-WORK FOSSIL SENSI CLASSIC DOWNTOWN DOCKS PETRAIA
<b>Decor &amp; Wall</b>	POETRY COLORS POETRY DECOR WIDE&STYLE MINI WIDE&STYLE MINI VOL.2 PLAY CROSSROAD BRICK DO UP CHROME
<b>Out.20 20 mm</b>	POETRY STONE - SENSI ROMA - NATIVE ATLANTIS - BLEND - GHOST - LAB325 POETRY WOOD - ECO CHIC - DOLPHIN SOLERAS
<b>Out.30 30 mm</b>	LAB325 TRENTO
<b>Hardkoll</b>	COLLANTI E SIGILLANTI ADHESIVES AND SEALANTS
<b>Technical info</b>	INFORMAZIONI TECNICHE

MARBLE

# Sensi Signoria

GRES PORCELLANATO TUTTA MASSA - UGL  
FULL BODY PORCELAIN - UGL

PORT GOLD



CALACATTA  
VENA ORO



ROMA  
IMPERIALE




LABRADORITE



GRIGIO  
SIENA



LILAC  
GREY



CALACATTA  
MICHELANGELO



STATUARIO  
LIGHT



6 mm

120x280 soft / lux  
40x120 lux

8,5 mm

120x120 nat. / lux / ant. 3D  
60x120 nat. / lux / ant. 3D

P. tech  
3D tech



# Index

## Projects

### Stone

POETRY STONE  
ATLANTIS  
NATIVE  
ALPES  
ALPES RAW  
MONOLITH

### Marble

SENSI ROMA  
SENSI 900  
SENSI SIGNORIA  
SENSI GEMS  
SENSI UP

### Concrete

BLEND  
GHOST  
LAB325  
CROSSROAD CHALK

### Metal

INTERNO 9 WIDE  
INTERNO 9

### Wood

POETRY WOOD  
ECO CHIC  
NEST  
CROSSROAD WOOD  
DOLPHIN  
SOLERAS

### Traditional

UNIKA  
RE-WORK  
FOSSIL  
SENSI CLASSIC  
DOWNTOWN  
DOCKS  
PETRAIA

### Decor & Wall

POETRY COLORS  
POETRY DECOR  
WIDE&STYLE MINI  
WIDE&STYLE MINI VOL.2  
PLAY  
CROSSROAD BRICK  
DO UP  
CHROME

### Out.20 20 mm

POETRY STONE - SENSI ROMA - NATIVE  
ATLANTIS - BLEND - GHOST - LAB325  
POETRY WOOD - ECO CHIC - DOLPHIN  
SOLERAS

### Out.30 30 mm

LAB325  
TRENTO

### Hardkoll

COLLANTI E SIGILLANTI  
ADHESIVES AND SEALANTS

### Technical info

INFORMAZIONI TECNICHE

# Sensi Signoria

## PORT GOLD

### 6 mm

120x280	soft rett.	<b>0009159</b>	F 108,90
120x280	lux rett.	<b>0008841</b>	F 124,50
40x120	lux rett.	<b>0009102</b>	F 91,50

### 8,5 mm

120x120	nat rett.	Ptech R10 C	<b>0009168</b>	F 81,90
120x120	lux rett.		<b>0009114</b>	F 107,50
60x120	nat rett.	Ptech R10 C	<b>0009171</b>	F 63,50
60x120	lux rett.		<b>0009120</b>	F 84,50

### ABKSTONE

163,5x323 SLAB A lux	<b>0009200</b>	± 12 mm
163,5x323 SLAB B lux	<b>0009814</b>	
163,5x323 SLAB A soft	<b>0009204</b>	
163,5x323 SLAB B soft	<b>0009822</b>	



## 120x280 ENDLESS MATCH


### 6 mm

360x280	soft rett.	<b>0009162</b>	PZ 1408,90
360x280	lux rett.	<b>0009098</b>	PZ 1578,50

( prezzo a cp / cp price )

Ripresa grafica tra le diverse lastre contenuta entro una tolleranza di 3 cm.  
Composizione a 3 lastre non vendibili singolarmente.

Graphic clearance among the different slabs ranging within 3 cm.  
3 Composition slabs not sold separately.



# Sensi Signoria

MARBLE

## CALACATTA VENA ORO

### 6 mm

120x280	soft rett.	<b>0009158</b>	F 108,90
120x280	lux rett.	<b>0008839</b>	F 124,50
40x120	lux rett.	<b>0009100</b>	F 91,50

### 8,5 mm

120x120	nat rett.	Ptech R10 C	<b>0009167</b>	F 81,90
120x120	lux rett.		<b>0009112</b>	F 107,50
60x120	nat rett.	Ptech R10 C	<b>0009170</b>	F 63,50
60x120	lux rett.		<b>0009118</b>	F 84,50



## 120x280 ENDLESS MATCH

### 6 mm

360x280	soft rett.	<b>0009161</b>	PZ 1408,90
360x280	lux rett.	<b>0009096</b>	PZ 1578,50

( prezzo a cp / cp price )

Ripresa grafica tra le diverse lastre contenuta entro una tolleranza di 3 cm.  
Composizione a 3 lastre non vendibili singolarmente.

Graphic clearance among the different slabs ranging within 3 cm.  
3 Composition slabs not sold separately.



# Index

## Projects

<b>Stone</b>	POETRY STONE ATLANTIS NATIVE ALPES ALPES RAW MONOLITH
<b>Marble</b>	SENSI ROMA SENSI 900 SENSI SIGNORIA SENSI GEMS SENSI UP
<b>Concrete</b>	BLEND GHOST LAB325 CROSSROAD CHALK
<b>Metal</b>	INTERNO 9 WIDE INTERNO 9
<b>Wood</b>	POETRY WOOD ECO CHIC NEST CROSSROAD WOOD DOLPHIN SOLERAS
<b>Traditional</b>	UNIKA RE-WORK FOSSIL SENSI CLASSIC DOWNTOWN DOCKS PETRAIA
<b>Decor &amp; Wall</b>	POETRY COLORS POETRY DECOR WIDE&STYLE MINI WIDE&STYLE MINI VOL.2 PLAY CROSSROAD BRICK DO UP CHROME
<b>Out.20 20 mm</b>	POETRY STONE - SENSI ROMA - NATIVE ATLANTIS - BLEND - GHOST - LAB325 POETRY WOOD - ECO CHIC - DOLPHIN SOLERAS
<b>Out.30 30 mm</b>	LAB325 TRENTO
<b>Hardkoll</b>	COLLANTI E SIGILLANTI ADHESIVES AND SEALANTS
<b>Technical info</b>	INFORMAZIONI TECNICHE

# Sensi Signoria

## GRIGIO SIENA

### 6 mm

120x280 lux rett. **0008840** F 124,50

40x120 lux rett. **0009101** F 91,50

### 8,5 mm

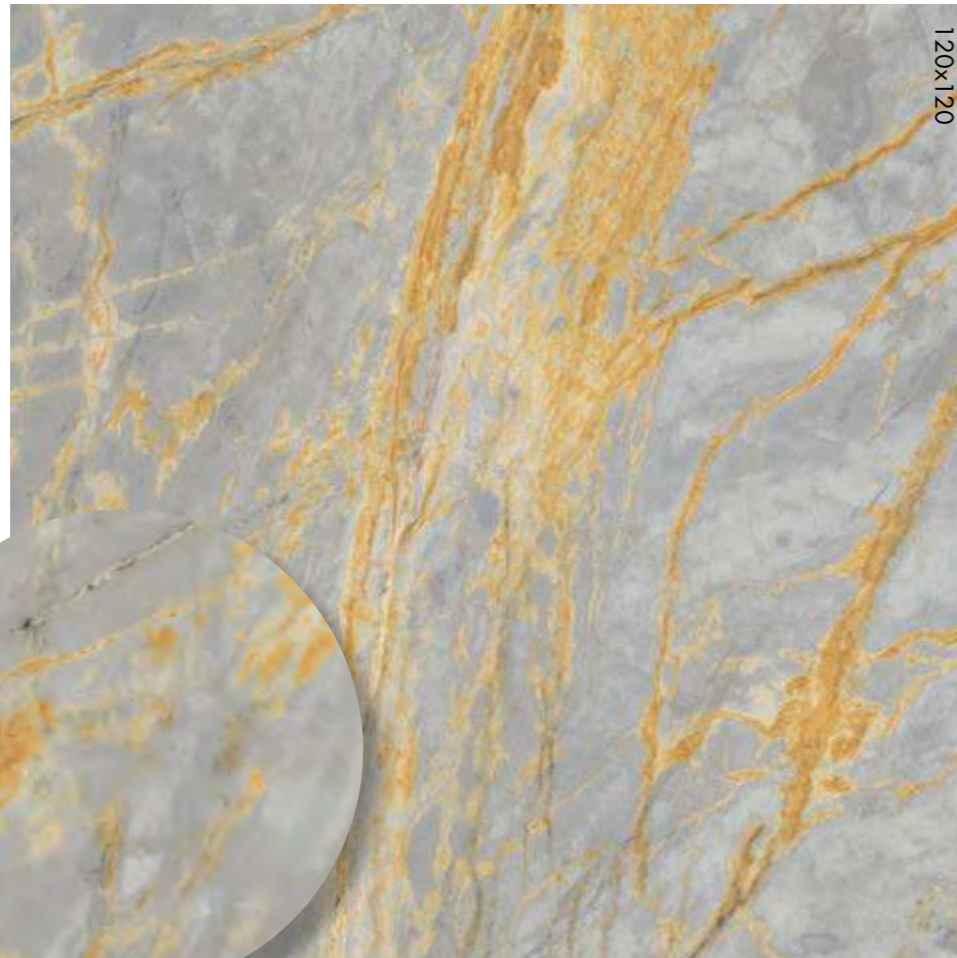
120x120 lux rett. **0009113** F 107,50

60x120 lux rett. **0009119** F 84,50

### ABKSTONE

163,5x323 soft **0009202** ± 12 mm

163,5x323 lux **0009198**



## 120x280 ENDLESS MATCH


### 6 mm

480x280 lux rett. **0009097** PZ 2254,50

( prezzo a cp / cp price )

Ripresa grafica tra le diverse lastre contenuta entro una tolleranza di 3 cm. Composizione a 4 lastre non vendibili singolarmente.

Graphic clearance among the different slabs ranging within 3 cm. 4 Composition slabs not sold separately.



# Sensi Signoria

MARBLE

## LILAC GREY

### 6 mm

120x280 soft rett. **0009157** F 108,90

120x280 lux rett. **0008838** F 124,50

40x120 lux rett. **0009099** F 91,50

### 8,5 mm

120x120 nat rett. Ptech **0009166** F 81,90  
R10 C

120x120 lux rett. **0009111** F 107,50

60x120 nat rett. Ptech **0009169** F 63,50  
R10 C

60x120 lux rett. **0009117** F 84,50

### ABKSTONE

163,5x323 soft **0009201** ± 12 mm

163,5x323 lux **0009197**



## 120x280 ENDLESS MATCH

### 6 mm


360x280 soft rett. **0009160** PZ 1408,90

360x280 lux rett. **0009095** PZ 1578,50

( prezzo a cp / cp price )

Ripresa grafica tra le diverse lastre contenuta entro una tolleranza di 3 cm. Composizione a 3 lastre non vendibili singolarmente.

Graphic clearance among the different slabs ranging within 3 cm. 3 Composition slabs not sold separately.



# Index

## Projects

### Stone

POETRY STONE  
ATLANTIS  
NATIVE  
ALPES  
ALPES RAW  
MONOLITH

### Marble

SENSI ROMA  
SENSI 900  
SENSI SIGNORIA  
SENSI GEMS  
SENSI UP

### Concrete

BLEND  
GHOST  
LAB325  
CROSSROAD CHALK

### Metal

INTERNO 9 WIDE  
INTERNO 9

### Wood

POETRY WOOD  
ECO CHIC  
NEST  
CROSSROAD WOOD  
DOLPHIN  
SOLERAS

## Traditional

UNIKA  
RE-WORK  
FOSSIL  
SENSI CLASSIC  
DOWNTOWN  
DOCKS  
PETRAIA

## Decor & Wall

POETRY COLORS  
POETRY DECOR  
WIDE&STYLE MINI  
WIDE&STYLE MINI VOL.2  
PLAY  
CROSSROAD BRICK  
DO UP  
CHROME

## Out.20 20 mm

POETRY STONE - SENSI ROMA - NATIVE  
ATLANTIS - BLEND - GHOST - LAB325  
POETRY WOOD - ECO CHIC - DOLPHIN  
SOLERAS

## Out.30 30 mm

LAB325  
TRENTO

## Hardkoll

COLLANTI E SIGILLANTI  
ADHESIVES AND SEALANTS

## Technical info

INFORMAZIONI TECNICHE

# Sensi Signoria

## ROMA IMPERIALE

6 mm				
120x280	soft rett.	0010378	F 108,90	
120x280	lux rett.	0008842	F 124,50	
40x120	lux rett.	0009103	F 91,50	
8,5 mm				
120x120	nat rett.	P.tech R10 C 0010389	F 81,90	
120x120	lux rett.	0009115	F 107,50	
60x120	nat rett.	P.tech R10 C 0010393	F 63,50	
60x120	lux rett.	0009121	F 84,50	

**ABKSTONE**

163,5x323 SLAB A lux	0009811	± 12 mm
163,5x323 SLAB B lux	0009816	
163,5x323 SLAB A soft	0009819	
163,5x323 SLAB B soft	0009823	



## LABRADORITE

6 mm				
120x280	soft rett.	0010379	F 108,90	
120x280	lux rett.	0008843	F 124,50	
40x120	lux rett.	0009104	F 91,50	
8,5 mm				
120x120	nat rett.	P.tech R10 C 0010390	F 81,90	
120x120	lux rett.	0009116	F 107,50	
60x120	nat rett.	P.tech R10 C 0010394	F 63,50	
60x120	lux rett.	0009122	F 84,50	

**ABKSTONE**

163,5x323 soft	0009203	± 12 mm
163,5x323 lux	0009199	



# Sensi Signoria

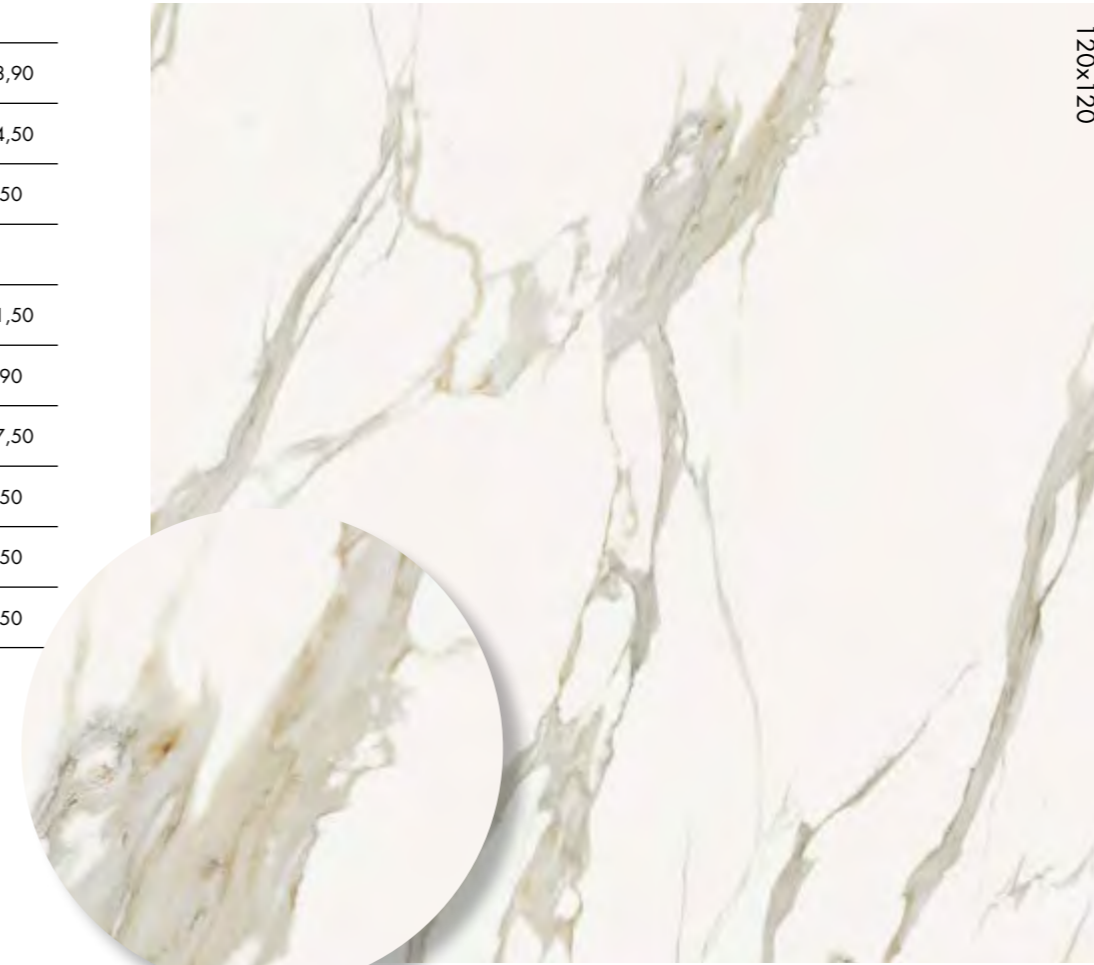
MARBLE

## CALACATTA MICHELANGELO

6 mm				
120x280	soft rett.	0010601	F 108,90	
120x280	lux rett.	0010597	F 124,50	
40x120	lux rett.	0027071	F 91,50	
8,5 mm				
120x120	ant. 3D rett. 3D tech	0011869	F 121,50	
120x120	nat rett.	P.tech R10 C 0010391	F 81,90	
120x120	lux rett.	0010362	F 107,50	
60x120	ant. 3D rett. 3D tech	0011125	F 89,50	
60x120	nat rett.	P.tech R10 C 0010396	F 63,50	
60x120	lux rett.	0010364	F 84,50	

**ABKSTONE**

163,5x323 SLAB A lux	0009812	± 12 mm
163,5x323 SLAB B lux	0009817	
163,5x323 SLAB A soft	0009820	
163,5x323 SLAB B soft	0009824	
163,5x323 lux	0011460	± 20 mm
163,5x323 soft	0011459	



## STATUARIO LIGHT

6 mm				
120x280	soft rett.	0010602	F 108,90	
120x280	lux rett.	0010598	F 124,50	
40x120	lux rett.	0027075	F 91,50	
8,5 mm				
120x120	ant. 3D rett. 3D tech	0011870	F 121,50	
120x120	nat rett.	P. tech R10 C 0010392	F 81,90	
120x120	lux rett.	0010363	F 107,50	
60x120	ant. 3D rett. 3D tech	0011126	F 89,50	
60x120	nat rett.	P. tech R10 C 0010397	F 63,50	
60x120	lux rett.	0010365	F 84,50	

**ABKSTONE**

163,5x323 SLAB A lux	0009813	± 12 mm
163,5x323 SLAB B lux	0009818	
163,5x323 SLAB A soft	0009821	
163,5x323 SLAB B soft	0009825	
163,5x323 lux	0011462	± 20 mm
163,5x323 soft	0011461	



# Index

## Projects

<b>Stone</b>	POETRY STONE ATLANTIS NATIVE ALPES ALPES RAW MONOLITH
<b>Marble</b>	SENSI ROMA SENSI 900 SENSI SIGNORIA SENSI GEMS SENSI UP
<b>Concrete</b>	BLEND GHOST LAB325 CROSSROAD CHALK
<b>Metal</b>	INTERNO 9 WIDE INTERNO 9
<b>Wood</b>	POETRY WOOD ECO CHIC NEST CROSSROAD WOOD DOLPHIN SOLERAS
<b>Traditional</b>	UNIKA RE-WORK FOSSIL SENSI CLASSIC DOWNTOWN DOCKS PETRAIA
<b>Decor &amp; Wall</b>	POETRY COLORS POETRY DECOR WIDE&STYLE MINI WIDE&STYLE MINI VOL.2 PLAY CROSSROAD BRICK DO UP CHROME
<b>Out.20 20 mm</b>	POETRY STONE - SENSI ROMA - NATIVE ATLANTIS - BLEND - GHOST - LAB325 POETRY WOOD - ECO CHIC - DOLPHIN SOLERAS
<b>Out.30 30 mm</b>	LAB325 TRENTO
<b>Hardkoll</b>	COLLANTI E SIGILLANTI ADHESIVES AND SEALANTS
<b>Technical info</b>	INFORMAZIONI TECNICHE

# Sensi Signoria

## CALACATTA MICHELANGELO BOOKMATCH

8,5 mm

60x120 A ant. 3D rett. 3D tech **0011876** F 107,50

60x120 B ant. 3D rett. 3D tech **0011877** F 107,50



Esempio di posa  
Laying example

## STATUARIO LIGHT BOOKMATCH

8,5 mm

60x120 A ant. 3D rett. 3D tech **0011878** F 107,50

60x120 B ant. 3D rett. 3D tech **0011879** F 107,50



Esempio di posa  
Laying example

# Sensi Signoria

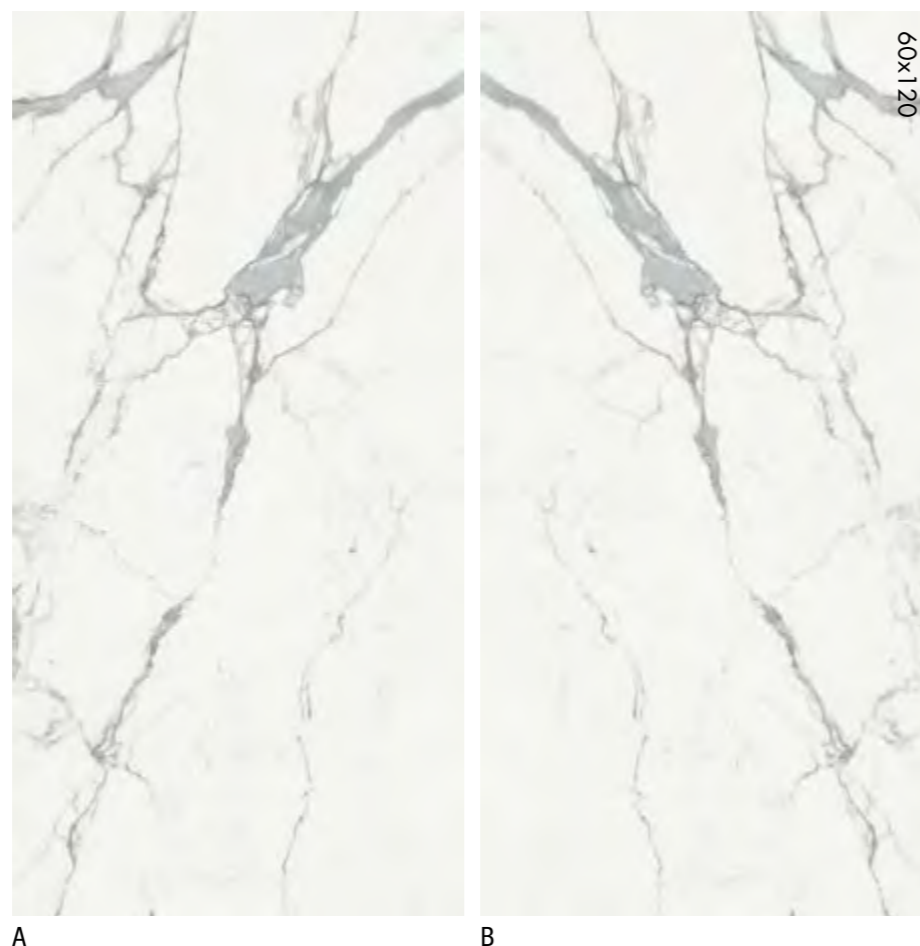
MARBLE



wall  
SENSI SIGNORIA  
CALACATTA MICHELANGELO BOOKMATCH 60x120  
ANTIQUÉ 3D RETT.

POETRY STONE  
PIRENEI ECRU 60x120 NAT.RETT.

floor  
POETRY STONE  
PIRENEI ECRU 60x120 NAT.RETT.



# Index

## Projects

### Stone

POETRY STONE  
ATLANTIS  
NATIVE  
ALPES  
ALPES RAW  
MONOLITH

### Marble

SENSI ROMA  
SENSI 900  
SENSI SIGNORIA  
SENSI GEMS  
SENSI UP

### Concrete

BLEND  
GHOST  
LAB325  
CROSSROAD CHALK

### Metal

INTERNO 9 WIDE  
INTERNO 9

### Wood

POETRY WOOD  
ECO CHIC  
NEST  
CROSSROAD WOOD  
DOLPHIN  
SOLERAS

## Traditional

UNIKA  
RE-WORK  
FOSSIL  
SENSI CLASSIC  
DOWNTOWN  
DOCKS  
PETRAIA

## Decor & Wall

POETRY COLORS  
POETRY DECOR  
WIDE&STYLE MINI  
WIDE&STYLE MINI VOL.2  
PLAY  
CROSSROAD BRICK  
DO UP  
CHROME

## Out.20 20 mm

POETRY STONE - SENSI ROMA - NATIVE  
ATLANTIS - BLEND - GHOST - LAB325  
POETRY WOOD - ECO CHIC - DOLPHIN  
SOLERAS

## Out.30 30 mm

LAB325  
TRENTO

## Hardkoll

COLLANTI E SIGILLANTI  
ADHESIVES AND SEALANTS

## Technical info

INFORMAZIONI TECNICHE

# Sensi Signoria

## OPUS CALACATTA

8,5 mm

120x120 lux rett. **0009190** F 113,50

60x120 lux rett. **0009192** F 88,90

Articolo composto da pattern grafici diversi che non prevedono agganci tra loro e miscelati in modo casuale in fase di inscatolamento. Non si garantisce pertanto la presenza costante di tutti i soggetti all'interno delle confezioni. This article comes in several different versions with unconnected patterns that are mixed randomly at the time of packaging. There is therefore no guarantee that all patterns will be present in any individual box.



## OPUS LILAC

8,5 mm

120x120 lux rett. **0009189** F 113,50

60x120 lux rett. **0009191** F 88,90

Articolo composto da pattern grafici diversi che non prevedono agganci tra loro e miscelati in modo casuale in fase di inscatolamento. Non si garantisce pertanto la presenza costante di tutti i soggetti all'interno delle confezioni. This article comes in several different versions with unconnected patterns that are mixed randomly at the time of packaging. There is therefore no guarantee that all patterns will be present in any individual box.

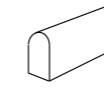


# Sensi Signoria

MARBLE

## MATITE ALLUMINIO ALUMINIUM STRIPS

Articoli realizzati in alluminio anodizzato per l'uso a parete, adatti a raccordare piastrelle di diverso spessore (8,5/7/6 mm). Avvertenze per la posa e la pulizia a pag. 330 Anodized Aluminium strips for use between wall tiles of different thicknesses (8,5/7/6 mm). Instructions for installation and cleaning page. 330



MATITA ALLUMINIO 0,5x120 4 Parte superiore arrotondata / Rounded top.

**MATITA ALLUMINIO 0000086** PZ 24,50

Parte superiore arrotondata e colorata con resine acriliche. Rounded top colored with acrylic resins.

**MATITA ALLUM. ORO 0008535** PZ 32,50

**MATITA ALLUM. RAME SCURO 0008534** PZ 32,50

**MATITA ALLUM. WHITE 0000087** PZ 32,50

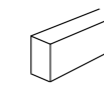
**MATITA ALLUM. TERRACOTTA 0008530** PZ 32,50

**MATITA ALLUM. BLU 0008532** PZ 32,50

**MATITA ALLUM. VERDE 0008531** PZ 32,50

**MATITA ALLUM. ARDESIA 0008533** PZ 32,50

**MATITA ALLUM. BLACK 0000088** PZ 32,50



MATITA ALLUMINIO 0,5x120 4 Parte superiore pialta colorata in bagno galvanico / Flat top colored in galvanic bath.

**MATITA ALLUM. BRONZO 0000557** PZ 40,50

**MATITA ALLUM. RAME 0000556** PZ 40,50

**5x120 4 LIST. COLORFUL OCHRE 0000185** glossy PZ 68,90



# Index

## Projects

### Stone

POETRY STONE  
ATLANTIS  
NATIVE  
ALPES  
ALPES RAW  
MONOLITH

### Marble

SENSI ROMA  
SENSI 900  
SENSI SIGNORIA  
SENSI GEMS  
SENSI UP

### Concrete

BLEND  
GHOST  
LAB325  
CROSSROAD CHALK

### Metal

INTERNO 9 WIDE  
INTERNO 9

### Wood

POETRY WOOD  
ECO CHIC  
NEST  
CROSSROAD WOOD  
DOLPHIN  
SOLERAS

## Traditional

UNIKA  
RE-WORK  
FOSSIL  
SENSI CLASSIC  
DOWNTOWN  
DOCKS  
PETRAIA

## Decor & Wall

POETRY COLORS  
POETRY DECOR  
WIDE&STYLE MINI  
WIDE&STYLE MINI VOL.2  
PLAY  
CROSSROAD BRICK  
DO UP  
CHROME

## Out.20 20 mm

POETRY STONE - SENSI ROMA - NATIVE  
ATLANTIS - BLEND - GHOST - LAB325  
POETRY WOOD - ECO CHIC - DOLPHIN  
SOLERAS

## Out.30 30 mm

LAB325  
TRENTO

## Hardkoll

COLLANTI E SIGILLANTI  
ADHESIVES AND SEALANTS

## Technical info

INFORMAZIONI TECNICHE

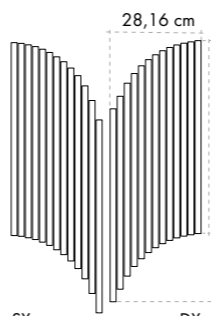








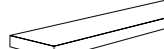


# Sensi Signoria

DECORI / DECORATIVE <b>8,5 mm</b>	CALACATTA MICHELANGELO	STATUARIO LIGHT	PORT GOLD	CALACATTA VENA ORO
 <p>80,60 cm 59,60 cm MOS. VENTAGLIO lux rett. 28x60 F 321,50 ⊕ 4 ( 2 pz sx + 2 pz dx )</p>	0010374	0010375	0009151	0009148
 <p>MIX SIZES nat. rett. 30x60 F 86,50 Pcs box: 15x60 10x60 5x60</p>	0010416	0010417	0009186	0009185

PEZZI SPECIALI / SPECIAL TRIMS <b>8,5 mm</b>	CALACATTA MICHELANGELO	STATUARIO LIGHT	PORT GOLD	CALACATTA VENA ORO
 <p>BATTISCOPA ant. 3D rett. 5,5x120 PZ 17,50 ⊕ 6</p>	0012400	0012401	-	-
 <p>BATTISCOPA nat. rett. 5,5x120 PZ 12,90 ⊕ 6</p>	0010400	0010401	0009174	0009173
 <p>BATTISCOPA lux rett. 5,5x120 PZ 15,50 ⊕ 6</p>	0010366	0010367	0009126	0009124
 <p>GRADONE TOP ant. 3D rett. 32x120x4,5x2 PZ 231,50 ⊕ 1</p>	0012402	0012403	-	-
 <p>GRADONE TOP nat. rett. 32x120x4,5x2 PZ 198,90 ⊕ 1</p>	0010404	0010405	0009177	0009176
 <p>GRADONE TOP lux rett. 32x120x4,5x2 PZ 210,50 ⊕ 1</p>	0010368	0010369	0009132	0009130
 <p>ANGOLARE TOP SX ant. 3D rett. 32x120x4,5x2 PZ 262,90 ⊕ 1</p>	0012404	0012405	-	-
 <p>ANGOLARE TOP SX nat. rett. 32x120x4,5x2 PZ 228,50 ⊕ 1</p>	0010408	0010409	0009180	0009179
 <p>ANGOLARE TOP SX lux rett. 32x120x4,5x2 PZ 239,90 ⊕ 1</p>	0010370	0010371	0009138	0009136
 <p>ANGOLARE TOP DX ant. 3D rett. 32x120x4,5x2 PZ 262,90 ⊕ 1</p>	0012406	0012407	-	-
 <p>ANGOLARE TOP DX nat. rett. 32x120x4,5x2 PZ 228,50 ⊕ 1</p>	0010412	0010413	0009183	0009182
 <p>ANGOLARE TOP DX lux rett. 32x120x4,5x2 PZ 239,90 ⊕ 1</p>	0010372	0010373	0009144	0009142

# Sensi Signoria

DECORI / DECORATIVE <b>8,5 mm</b>	ROMA IMPERIALE	LABRADORITE	GRIGIO SIENA	MARBLE LILAC GREY
 <p>80,60 cm 59,60 cm MOS. VENTAGLIO lux rett. 28x60 F 321,50 ⊕ 4 ( 2 pz sx + 2 pz dx )</p>	0009152	0009153	0009150	0009147
 <p>MIX SIZES nat. rett. 30x60 F 86,50 Pcs box: 15x60 10x60 5x60</p>	0010414	0010415	-	0009184

PEZZI SPECIALI / SPECIAL TRIMS <b>8,5 mm</b>	ROMA IMPERIALE	LABRADORITE	GRIGIO SIENA	LILAC GREY
 <p>BATTISCOPA nat. rett. 5,5x120 PZ 12,90 ⊕ 6</p>	0010398	0010399	-	0009172
 <p>BATTISCOPA lux rett. 5,5x120 PZ 15,50 ⊕ 6</p>	0009127	0009128	0009125	0009123
 <p>GRADONE TOP nat. rett. 32x120x4,5x2 PZ 198,90 ⊕ 1</p>	0010402	0010403	-	0009175
 <p>GRADONE TOP lux rett. 32x120x4,5x2 PZ 210,50 ⊕ 1</p>	0009133	0009134	0009131	0009129
 <p>ANGOLARE TOP SX nat. rett. 32x120x4,5x2 PZ 228,50 ⊕ 1</p>	0010406	0010407	-	0009178
 <p>ANGOLARE TOP SX lux rett. 32x120x4,5x2 PZ 239,90 ⊕ 1</p>	0009139	0009140	0009137	0009135
 <p>ANGOLARE TOP DX nat. rett. 32x120x4,5x2 PZ 228,50 ⊕ 1</p>	0010410	0010411	-	0009181
 <p>ANGOLARE TOP DX lux rett. 32x120x4,5x2 PZ 239,90 ⊕ 1</p>	0009145	0009146	0009143	0009141

## GRES PORCELLANATO TUTTA MASSA FULL BODY PORCELAIN

**SUPERFICIE NATURALE** Classificazione secondo norme UNI EN 14411 (ISO 13006) Allegato G Gruppo Bla UGL  
**NATURAL SURFACE** Classification in accordance with UNI EN 14411 (ISO 13006) Annex G-Group Bla UGL



PROPRIETÀ FISICO-CHIMICHE PHYSICAL-CHEMICAL PROPERTIES	NORMA NORM	VALORE PRESCRITTO DALLE NORME VALUE PRESCRIBED FROM THE NORMS	* VAL. / VALUE SENSI SIGNORIA NAT. P.TECH
RESISTENZA ALLO SCIVOLAMENTO SLIP RESISTANCE	B.C.R.A. C.A.	μ 0,19 SCIVOLosità PERICOLOSA - DANGEROUSLY SLIPPERY 0,20 < μ < 0,39 SCIVOLosità ECCESSIVA - EXCESSIVELY SLIPPERY 0,40 < μ < 0,74 ATTRITO SODDISFACENTE - SATISFACTORY GRIP μ 0,75 ATTRITO ECCELLENTE - EXCELLENT GRIP	> 0,40
	B.C.R.A. G.B.		> 0,40
	ASTM C 1028 (S.C.O.F.)	SLIP RESISTANT (> 0,60)	> 0,60 DRY > 0,60 WET
	DIN 51130	IN FUNZIONE DELL'AMBIENTE O DELLA ZONA DI LAVORO BASING ON THE ENVIRONMENT OR THE WORKING AREA	R10
	DIN 51097	-	A+B+C
	ANSI A 137-1:2012 (D.C.O.F.)	≥ 0,42	> 0,42
AS/NZS 4586:2013	SRV : 35 - 44	P3 WET	
BS 7976 - 2:2002	> 36	+36 WET	

\* Valori medi di produzione / Average production values

# Index

## Projects

### Stone

POETRY STONE  
ATLANTIS  
NATIVE  
ALPES  
ALPES RAW  
MONOLITH

### Marble

SENSI ROMA  
SENSI 900  
SENSI SIGNORIA  
SENSI GEMS  
SENSI UP

### Concrete

BLEND  
GHOST  
LAB325  
CROSSROAD CHALK

### Metal

INTERNO 9 WIDE  
INTERNO 9

### Wood

POETRY WOOD  
ECO CHIC  
NEST  
CROSSROAD WOOD  
DOLPHIN  
SOLERAS

## Traditional

UNIKA  
RE-WORK  
FOSSIL  
SENSI CLASSIC  
DOWNTOWN  
DOCKS  
PETRAIA

## Decor & Wall

POETRY COLORS  
POETRY DECOR  
WIDE&STYLE MINI  
WIDE&STYLE MINI VOL.2  
PLAY  
CROSSROAD BRICK  
DO UP  
CHROME

## Out.20 20 mm

POETRY STONE - SENSI ROMA - NATIVE  
ATLANTIS - BLEND - GHOST - LAB325  
POETRY WOOD - ECO CHIC - DOLPHIN  
SOLERAS

## Out.30 30 mm

LAB325  
TRENTO

## Hardkoll

COLLANTI E SIGILLANTI  
ADHESIVES AND SEALANTS

## Technical info

INFORMAZIONI TECNICHE

# Sensi Signoria

## THE PERFECT COMBO

DALLA CONSULTAZIONE DELLA MATERIOTECA ABK, NASCE LA NUOVA SEZIONE DEDICATA AGLI ABBINAMENTI CHE VALORIZZANO LE SUPERFICI DELLE PRINCIPALI COLLEZIONI.

THE NEW SECTION EXPLORES THE DIFFERENT WAYS IN WHICH ABK MATERIALS CAN BE COORDINATED TO ENHANCE THE SURFACES OF THE MAIN COLLECTIONS.



# Sensi Signoria

MARBLE



# Index

## Projects

<b>Stone</b>	POETRY STONE ATLANTIS NATIVE ALPES ALPES RAW MONOLITH
<b>Marble</b>	SENSI ROMA SENSI 900 SENSI SIGNORIA SENSI GEMS SENSI UP
<b>Concrete</b>	BLEND GHOST LAB325 CROSSROAD CHALK
<b>Metal</b>	INTERNO 9 WIDE INTERNO 9
<b>Wood</b>	POETRY WOOD ECO CHIC NEST CROSSROAD WOOD DOLPHIN SOLERAS
<b>Traditional</b>	UNIKA RE-WORK FOSSIL SENSI CLASSIC DOWNTOWN DOCKS PETRAIA
<b>Decor &amp; Wall</b>	POETRY COLORS POETRY DECOR WIDE&STYLE MINI WIDE&STYLE MINI VOL.2 PLAY CROSSROAD BRICK DO UP CHROME
<b>Out.20 20 mm</b>	POETRY STONE - SENSI ROMA - NATIVE ATLANTIS - BLEND - GHOST - LAB325 POETRY WOOD - ECO CHIC - DOLPHIN SOLERAS
<b>Out.30 30 mm</b>	LAB325 TRENTO
<b>Hardkoll</b>	COLLANTI E SIGILLANTI ADHESIVES AND SEALANTS
<b>Technical info</b>	INFORMAZIONI TECNICHE

MARBLE

# Sensi Gems

GRES PORCELLANATO TUTTA MASSA - UGL  
FULL BODY PORCELAIN - UGL


CRYSTAL



TAJ MAHAL



ICEBERG



TITANIUM  
BLACK



6 mm

160x320 soft / lux  
120x280 soft / lux  
40x120 soft / lux

8,5 mm

120x120 nat. / lux  
60x120 nat. / lux

P. tech



# Index

## Projects

### Stone

POETRY STONE  
ATLANTIS  
NATIVE  
ALPES  
ALPES RAW  
MONOLITH

### Marble

SENSI ROMA  
SENSI 900  
SENSI SIGNORIA  
SENSI GEMS  
SENSI UP

### Concrete

BLEND  
GHOST  
LAB325  
CROSSROAD CHALK

### Metal

INTERNO 9 WIDE  
INTERNO 9

### Wood

POETRY WOOD  
ECO CHIC  
NEST  
CROSSROAD WOOD  
DOLPHIN  
SOLERAS

### Traditional

UNIKA  
RE-WORK  
FOSSIL  
SENSI CLASSIC  
DOWNTOWN  
DOCKS  
PETRAIA

### Decor & Wall

POETRY COLORS  
POETRY DECOR  
WIDE&STYLE MINI  
WIDE&STYLE MINI VOL.2  
PLAY  
CROSSROAD BRICK  
DO UP  
CHROME

### Out.20 20 mm

POETRY STONE - SENSI ROMA - NATIVE  
ATLANTIS - BLEND - GHOST - LAB325  
POETRY WOOD - ECO CHIC - DOLPHIN  
SOLERAS

### Out.30 30 mm

LAB325  
TRENTO

### Hardkoll

COLLANTI E SIGILLANTI  
ADHESIVES AND SEALANTS

### Technical info

INFORMAZIONI TECNICHE

# Sensi Gems

## CRYSTAL

6 mm			
160x320	soft rett.	<b>0005701</b>	F 147,90
160x320	lux rett.	<b>0005689</b>	F 168,50
* 120x280	soft rett.	<b>0008138</b>	F 108,90
* 120x280	lux rett.	<b>0008148</b>	F 124,50
40x120	soft rett.	<b>0008747</b>	F 75,90
40x120	lux rett.	<b>0008751</b>	F 91,50
8,5 mm			
120x120	nat rett. P.tech R10 C	<b>0005703</b>	F 81,90
120x120	lux rett.	<b>0005693</b>	F 107,50
60x120	nat rett. P.tech R10 C	<b>0005704</b>	F 63,50
60x120	lux rett.	<b>0005694</b>	F 84,50

ABKSTONE			
163,5x323 soft	<b>0005700</b>	± 6 mm	
163,5x323 soft	<b>0006272</b>	± 12 mm	
163,5x323 lux	<b>0006279</b>		



## CRYSTAL BOOK MATCH

6 mm			
* 120x280 SLAB A LUX rett.	<b>0008150</b>	F 124,50	
* 120x280 SLAB B LUX rett.	<b>0008151</b>	F 124,50	

Ripresa grafica tra le diverse lastre contenuta entro una tolleranza di 3 cm.  
Graphic clearance among the different slabs ranging within 3 cm.



SLAB A

SLAB B

\* Fino ad esaurimento scorte l'art verrà consegnato nel formato 120x278 6 mm oppure 120x270 6 mm.  
The item will be delivered in sizes 120x278 (thickness 6 mm) or 120x270 (thickness 6 mm) while stocks last.

# Sensi Gems

## TAJ MAHAL

6 mm			
* 120x280	soft rett.	<b>0008690</b>	F 108,90
* 120x280	lux rett.	<b>0008696</b>	F 124,50
40x120	soft rett.	<b>0008746</b>	F 75,90
40x120	lux rett.	<b>0008750</b>	F 91,50
8,5 mm			
120x120	nat rett. P.tech R10 C	<b>0005654</b>	F 81,90
120x120	lux rett.	<b>0005340</b>	F 107,50
60x120	nat rett. P.tech R10 C	<b>0005656</b>	F 63,50
60x120	lux rett.	<b>0005342</b>	F 84,50

ABKSTONE			
163,5x323 soft	<b>0006271</b>	± 12 mm	
163,5x323 lux	<b>0005311</b>		

## ICEBERG

6 mm			
* 120x280	soft rett.	<b>0008691</b>	F 108,90
* 120x280	lux rett.	<b>0008697</b>	F 124,50
40x120	soft rett.	<b>0008748</b>	F 75,90
40x120	lux rett.	<b>0008752</b>	F 91,50
8,5 mm			
120x120	nat rett. P.tech R10 C	<b>0006423</b>	F 81,90
120x120	lux rett.	<b>0006413</b>	F 107,50
60x120	nat rett. P.tech R10 C	<b>0006424</b>	F 63,50
60x120	lux rett.	<b>0006414</b>	F 84,50

ABKSTONE			
163,5x323 soft	<b>0006404</b>	± 6 mm	
163,5x323 soft	<b>0006403</b>	± 12 mm	
163,5x323 lux	<b>0006402</b>		



MARBLE

# Index

## Projects

<b>Stone</b>	POETRY STONE ATLANTIS NATIVE ALPES ALPES RAW MONOLITH
<b>Marble</b>	SENSI ROMA SENSI 900 SENSI SIGNORIA SENSI GEMS SENSI UP
<b>Concrete</b>	BLEND GHOST LAB325 CROSSROAD CHALK
<b>Metal</b>	INTERNO 9 WIDE INTERNO 9
<b>Wood</b>	POETRY WOOD ECO CHIC NEST CROSSROAD WOOD DOLPHIN SOLERAS
<b>Traditional</b>	UNIKA RE-WORK FOSSIL SENSI CLASSIC DOWNTOWN DOCKS PETRAIA
<b>Decor &amp; Wall</b>	POETRY COLORS POETRY DECOR WIDE&STYLE MINI WIDE&STYLE MINI VOL.2 PLAY CROSSROAD BRICK DO UP CHROME
<b>Out.20 20 mm</b>	POETRY STONE - SENSI ROMA - NATIVE ATLANTIS - BLEND - GHOST - LAB325 POETRY WOOD - ECO CHIC - DOLPHIN SOLERAS
<b>Out.30 30 mm</b>	LAB325 TRENTO
<b>Hardkoll</b>	COLLANTI E SIGILLANTI ADHESIVES AND SEALANTS
<b>Technical info</b>	INFORMAZIONI TECNICHE

# Sensi Gems

## TITANIUM BLACK

6 mm				
* 120x280	soft rett.	<b>0008136</b>	F 108,90	
* 120x280	lux rett.	<b>0008695</b>	F 124,50	
40x120				
40x120	soft rett.	<b>0008745</b>	F 75,90	
40x120	lux rett.	<b>0008749</b>	F 91,50	
8,5 mm				
120x120	nat rett.	P.tech R10 C <b>0005653</b>	F 81,90	
120x120	lux rett.	<b>0005339</b>	F 107,50	
60x120	nat rett.	P.tech R10 C <b>0005655</b>	F 63,50	
60x120	lux rett.	<b>0005341</b>	F 84,50	

### ABKSTONE

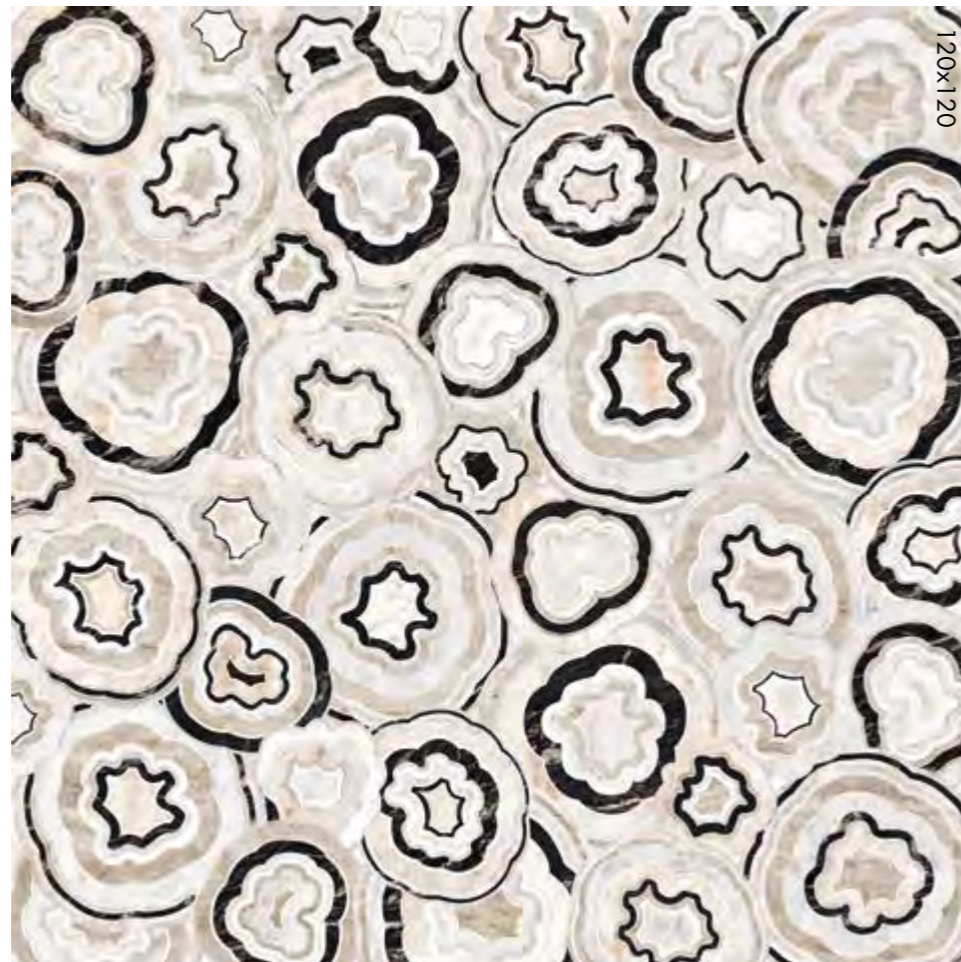
163,5x323 soft	<b>0005647</b>	± 6 mm
163,5x323 soft	<b>0006270</b>	± 12 mm
163,5x323 lux	<b>0005310</b>	

## MULTIQUARTZ

8,5 mm				
120x120	lux rett.	<b>0006730</b>	F 113,50	
60x120	lux rett.	<b>0006731</b>	F 88,90	

Articolo composto da pattern grafici diversi che non prevedono agganci tra loro e miscelati in modo casuale in fase di inscatolamento. Non si garantisce pertanto la presenza costante di tutti i soggetti all'interno delle confezioni. This article comes in several different versions with unconnected patterns that are mixed randomly at the time of packaging. There is therefore no guarantee that all patterns will be present in any individual box.

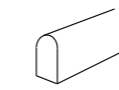
\* Fino ad esaurimento scorte l'art verrà consegnato nel formato 120x278 6 mm oppure 120x270 6 mm. The item will be delivered in sizes 120x278 (thickness 6 mm) or 120x270 (thickness 6 mm) while stocks last.



# Sensi Gems

## MATITE ALLUMINIO - ALUMINIUM STRIPS

Articoli realizzati in alluminio anodizzato per l'uso a parete, adatti a raccordare piastrelle di diverso spessore (8,5/7/6 mm). Avvertenze per la posa e la pulizia a pag. 330  
Anodized Aluminium strips for use between wall tiles of different thicknesses (8,5/7/6 mm). Instructions for installation and cleaning page. 330



MATITA ALLUMINIO 0,5x120 4  
Parte superiore arrotondata / Rounded top.

**MATITA ALLUMINIO**  
**0000086** PZ 24,50

Parte superiore arrotondata e colorata con resine acriliche.  
Rounded top colored with acrylic resins.

**MATITA ALLUM. ORO**  
**0008535** PZ 32,50

**MATITA ALLUM. RAME SCURO**  
**0008534** PZ 32,50

**MATITA ALLUM. WHITE**  
**0000087** PZ 32,50

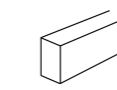
**MATITA ALLUM. TERRACOTTA**  
**0008530** PZ 32,50

**MATITA ALLUM. BLU**  
**0008532** PZ 32,50

**MATITA ALLUM. VERDE**  
**0008531** PZ 32,50

**MATITA ALLUM. ARDESIA**  
**0008533** PZ 32,50

**MATITA ALLUM. BLACK**  
**0000088** PZ 32,50



MATITA ALLUMINIO 0,5x120 4  
Parte superiore piatta colorata in bagno galvanico / Flat top colored in galvanic bath.

**MATITA ALLUM. BRONZO**  
**0000557** PZ 40,50

**MATITA ALLUM. RAME**  
**0000556** PZ 40,50

## DECORI DA RIVESTIMENTO - WALL DECORS 8,5 mm

5x60 4  
**0006775** LIST. AVIO rett. PZ 21,50  
Lucido / Glossy

5x60 4  
**0006776** LIST. PHARD rett. PZ 21,50  
Lucido / Glossy

5x60 4  
**0006777** LIST. SENAPE rett. PZ 21,50  
Lucido / Glossy



wall  
SENSI GEMS CRYSTAL MIX SIZES 30x60 rett./lux  
ATLANTIS LIST. SENAPE 5x60  
INTERNO 9 RUST 60x120 rett.  
floor  
SENSI GEMS CRYSTAL 60x120 rett.



wall  
SENSI GEMS ICEBERG 40x120 soft rett.  
floor  
SENSI GEMS ICEBERG 120x120 rett.

MARBLE

# Index

## Projects

<b>Stone</b>	POETRY STONE ATLANTIS NATIVE ALPES ALPES RAW MONOLITH
<b>Marble</b>	SENSI ROMA SENSI 900 SENSI SIGNORIA SENSI GEMS SENSI UP
<b>Concrete</b>	BLEND GHOST LAB325 CROSSROAD CHALK
<b>Metal</b>	INTERNO 9 WIDE INTERNO 9
<b>Wood</b>	POETRY WOOD ECO CHIC NEST CROSSROAD WOOD DOLPHIN SOLERAS
<b>Traditional</b>	UNIKA RE-WORK FOSSIL SENSI CLASSIC DOWNTOWN DOCKS PETRAIA
<b>Decor &amp; Wall</b>	POETRY COLORS POETRY DECOR WIDE&STYLE MINI WIDE&STYLE MINI VOL.2 PLAY CROSSROAD BRICK DO UP CHROME
<b>Out.20</b> 20 mm	POETRY STONE - SENSI ROMA - NATIVE ATLANTIS - BLEND - GHOST - LAB325 POETRY WOOD - ECO CHIC - DOLPHIN SOLERAS
<b>Out.30</b> 30 mm	LAB325 TRENTO
<b>Hardkoll</b>	COLLANTI E SIGILLANTI ADHESIVES AND SEALANTS
<b>Technical info</b>	INFORMAZIONI TECNICHE

# Sensi Gems

DECORI / DECORATIVE 8,5 mm	CRYSTAL	TAJ MAHAL	ICEBERG	TITANIUM BLACK
MIX SIZES ( 50% nat. / 50% lux ) 30x60 F 97,50 Pcs: 15x60 box: 10x60 5x60	0006734	0006733	0006735	0006732
PEZZI SPECIALI / SPECIAL TRIMS 8,5 mm	CRYSTAL	TAJ MAHAL	ICEBERG	TITANIUM BLACK
BATTISCOPA lux rett. 5,5x120 PZ 15,50	0005695	0005658	0006415	0005657
BATTISCOPA nat. rett. 5,5x120 PZ 12,90	0005709	0005668	0006736	0005667
GRADONE TOP lux rett. 32x120x4,5x2 PZ 210,50	0005696	0005660	0006416	0005659
GRADONE TOP nat. rett. 32x120x4,5x2 PZ 198,90	0005705	0005670	0006737	0005669
ANGOLARE TOP SX lux rett. 32x120x4,5x2 PZ 239,90	0005697	0005662	0006417	0005661
ANGOLARE TOP SX nat. rett. 32x120x4,5x2 PZ 228,50	0005706	0005672	0006738	0005671
ANGOLARE TOP DX lux rett. 32x120x4,5x2 PZ 239,90	0005698	0005664	0006418	0005663
ANGOLARE TOP DX nat. rett. 32x120x4,5x2 PZ 228,50	0005707	0005674	0006739	0005673

## GRES PORCELLANATO TUTTA MASSA FULL BODY PORCELAIN

**SUPERFICIE NATURALE** Classificazione secondo norme UNI EN 14411 (ISO 13006) Allegato G Gruppo Bla UGL  
**NATURAL SURFACE** Classification in accordance with UNI EN 14411 (ISO 13006) Annex G-Group Bla UGL



PROPRIETÀ FISICO-CHIMICHE PHYSICAL-CHEMICAL PROPERTIES	NORMA NORM	VALORE PRESCRITTO DALLE NORME VALUE PRESCRIBED FROM THE NORMS	* VAL. / VALUE SENSI GEMS NAT. P.TECH
	B.C.R.A. C.A.	$\mu > 0,19$ SCIVOLOSITÀ PERICOLOSA - DANGEROUSLY SLIPPERY $0,20 < \mu < 0,39$ SCIVOLOSITÀ ECCESSIVA - EXCESSIVELY SLIPPERY $0,40 < \mu < 0,74$ ATRITO SODDISFACENTE - SATISFACTORY GRIP $\mu > 0,75$ ATRITO ECCELLENTE - EXCELLENT GRIP	> 0,40
	B.C.R.A. G.B.		> 0,40
	ASTM C 1028 [S.C.O.F.]	SLIP RESISTANT (> 0,60)	> 0,60 DRY > 0,60 WET
RESISTENZA ALLO SCIVOLAMENTO SLIP RESISTANCE	DIN 51130	IN FUNZIONE DELL'AMBIENTE O DELLA ZONA DI LAVORO BASING ON THE ENVIRONMENT OR THE WORKING AREA	R10
	DIN 51097	-	A+B+C
	ANSI A 137-1:2012 [D.C.O.F.]	$\geq 0,42$	> 0,42
	AS/NZS 4586:2013	SRV : 35 - 44	P3 WET
	BS 7976 - 2:2002	> 36	+36 WET


\* Valori medi di produzione / Average production values

# Sensi Gems

## THE PERFECT COMBO

DALLA CONSULTAZIONE DELLA MATERIOTECA ABK, NASCE LA NUOVA SEZIONE DEDICATA AGLI ABBINAMENTI CHE VALORIZZANO LE SUPERFICI DELLE PRINCIPALI COLLEZIONI.

THE NEW SECTION EXPLORES THE DIFFERENT WAYS IN WHICH ABK MATERIALS CAN BE COORDINATED TO ENHANCE THE SURFACES OF THE MAIN COLLECTIONS.



MARBLE

# Index

## Projects

Stone	POETRY STONE ATLANTIS NATIVE ALPES ALPES RAW MONOLITH
Marble	SENSI ROMA SENSI 900 SENSI SIGNORIA SENSI GEMS SENSI UP
Concrete	BLEND GHOST LAB325 CROSSROAD CHALK
Metal	INTERNO 9 WIDE INTERNO 9
Wood	POETRY WOOD ECO CHIC NEST CROSSROAD WOOD DOLPHIN SOLERAS
Traditional	UNIKA RE-WORK FOSSIL SENSI CLASSIC DOWNTOWN DOCKS PETRAIA


## Decor & Wall

POETRY COLORS POETRY DECOR WIDE&STYLE MINI WIDE&STYLE MINI VOL.2 PLAY CROSSROAD BRICK DO UP CHROME	POETRY STONE - SENSI ROMA - NATIVE ATLANTIS - BLEND - GHOST - LAB325 POETRY WOOD - ECO CHIC - DOLPHIN SOLERAS
Out.20 20 mm	
Out.30 30 mm	LAB325 TRENTO

## Hardkoll

## Technical info

COLLANTI E SIGILLANTI  
ADHESIVES AND SEALANTS  
INFORMAZIONI TECNICHE




MARBLE

# Sensi Up

GRES PORCELLANATO TUTTA MASSA - UGL  
FULL BODY PORCELAIN - UGL

INVISIBLE PEARL



BRECCIA MELANGE



STATUARIO VERSILIA




GRAND ANTIQUE



MARQUINIA SELECT



STATUARIO ULTRA



CALACATTA GOLD



ONICE BEIGE



6 mm

160x320 soft / lux  
120x280 soft / lux

8,5 mm

120x120 nat. / lux / ant. 3D  
60x120 nat. / lux / ant. 3D  
80x80 nat. / lux

P. tech



# Index

## Projects

<b>Stone</b>	POETRY STONE ATLANTIS NATIVE ALPES ALPES RAW MONOLITH
<b>Marble</b>	SENSI ROMA SENSI 900 SENSI SIGNORIA SENSI GEMS SENSI UP
<b>Concrete</b>	BLEND GHOST LAB325 CROSSROAD CHALK
<b>Metal</b>	INTERNO 9 WIDE INTERNO 9
<b>Wood</b>	POETRY WOOD ECO CHIC NEST CROSSROAD WOOD DOLPHIN SOLERAS
<b>Traditional</b>	UNIKA RE-WORK FOSSIL SENSI CLASSIC DOWNTOWN DOCKS PETRAIA
<b>Decor &amp; Wall</b>	POETRY COLORS POETRY DECOR WIDE&STYLE MINI WIDE&STYLE MINI VOL.2 PLAY CROSSROAD BRICK DO UP CHROME
<b>Out.20 20 mm</b>	POETRY STONE - SENSI ROMA - NATIVE ATLANTIS - BLEND - GHOST - LAB325 POETRY WOOD - ECO CHIC - DOLPHIN SOLERAS
<b>Out.30 30 mm</b>	LAB325 TRENTO
<b>Hardkoll</b>	COLLANTI E SIGILLANTI ADHESIVES AND SEALANTS
<b>Technical info</b>	INFORMAZIONI TECNICHE



floor  
SENSI UP  
INVISIBLE PEARL LUX 120x120

## Sensi Up

MARBLE

### MARQUINIA SELECT

6 mm				
** 120x280	soft rett.		<b>0008114</b>	F 108,90
** 120x280	lux rett.		<b>0008703</b>	F 124,50
8,5 mm				
120x120	nat rett.	P.tech R10 C	<b>0006755</b>	F 81,90
120x120	lux rett.		<b>0004200</b>	F 107,50
60x120	nat rett.	P.tech R10 C	<b>0006756</b>	F 63,50
60x120	lux rett.		<b>0004205</b>	F 84,50



### ABKSTONE

163,5x323	soft	<b>0003856</b>	± 6 mm
163,5x323	lux	<b>0003891</b>	
163,5x323	slab A soft	<b>0003776</b>	± 12 mm
163,5x323	slab B soft	<b>0003866</b>	
163,5x323	slab A lux	<b>0003788</b>	
163,5x323	slab B lux	<b>0003863</b>	
163,5x323	soft	<b>0006248</b>	± 20 mm
163,5x323	lux	<b>0006245</b>	

### GRAND ANTIQUE

6 mm				
** 120x280	lux rett.	<b>0005029</b>	F 124,50	
8,5 mm				
120x120	lux rett.	<b>0002562</b>	F 107,50	
60x120	lux rett.	<b>0002564</b>	F 84,50	

\*\* Fino ad esaurimento scorte l'art verrà consegnato nel formato 120x278 6 mm oppure 120x270 6 mm. The item will be delivered in sizes 120x278 (thickness 6 mm) or 120x270 (thickness 6 mm) while stocks last.



# Index

## Projects

<b>Stone</b>	POETRY STONE ATLANTIS NATIVE ALPES ALPES RAW MONOLITH
<b>Marble</b>	SENSI ROMA SENSI 900 SENSI SIGNORIA SENSI GEMS SENSI UP
<b>Concrete</b>	BLEND GHOST LAB325 CROSSROAD CHALK
<b>Metal</b>	INTERNO 9 WIDE INTERNO 9
<b>Wood</b>	POETRY WOOD ECO CHIC NEST CROSSROAD WOOD DOLPHIN SOLERAS
<b>Traditional</b>	UNIKA RE-WORK FOSSIL SENSI CLASSIC DOWNTOWN DOCKS PETRAIA
<b>Decor &amp; Wall</b>	POETRY COLORS POETRY DECOR WIDE&STYLE MINI WIDE&STYLE MINI VOL.2 PLAY CROSSROAD BRICK DO UP CHROME
<b>Out.20</b> 20 mm	POETRY STONE - SENSI ROMA - NATIVE ATLANTIS - BLEND - GHOST - LAB325 POETRY WOOD - ECO CHIC - DOLPHIN SOLERAS
<b>Out.30</b> 30 mm	LAB325 TRENTO
<b>Hardkoll</b>	COLLANTI E SIGILLANTI ADHESIVES AND SEALANTS
<b>Technical info</b>	INFORMAZIONI TECNICHE



# Sensi Up

## INVISIBLE PEARL

6 mm				
**	120x280	soft rett.	<b>0008113</b>	F 108,90
**	120x280	lux rett.	<b>0008702</b>	F 124,50
8,5 mm				
	120x120	nat rett.	P <sup>tech</sup> R10 C	<b>0005728</b> F 81,90
	120x120	lux rett.		<b>0004199</b> F 107,50
	60x120	nat rett.	P <sup>tech</sup> R10 C	<b>0005736</b> F 63,50
	60x120	lux rett.		<b>0004204</b> F 84,50

### ABKSTONE

163,5x323 soft	<b>0003835</b>	± 6 mm
163,5x323 lux	<b>0003889</b>	
163,5x323 soft	<b>0003777</b>	± 12 mm
163,5x323 lux	<b>0003789</b>	
163,5x323 soft	<b>0007762</b>	± 20 mm




## STATUARIO VERSILIA

6 mm				
*	160x320	soft rett.	<b>0003846</b>	F 147,90
*	160x320	lux rett.	<b>0004176</b>	F 168,50
**	120x280	soft rett.	<b>0008705</b>	F 108,90
**	120x280	lux rett.	<b>0008701</b>	F 124,50
8,5 mm				
	120x120	nat rett.	P <sup>tech</sup> R10 C	<b>0005726</b> F 81,90
	120x120	lux rett.		<b>0004198</b> F 107,50
	60x120	nat rett.	P <sup>tech</sup> R10 C	<b>0005735</b> F 63,50
	60x120	lux rett.		<b>0004203</b> F 84,50

### ABKSTONE

163,5x323 soft	<b>0003836</b>	± 6 mm
163,5x323 slab A lux	<b>0003887</b>	
163,5x323 slab B lux	<b>0009923</b>	
163,5x323 slab A soft	<b>0003774</b>	± 12 mm
163,5x323 slab B soft	<b>0003864</b>	
163,5x323 slab A lux	<b>0003786</b>	
163,5x323 slab B lux	<b>0003861</b>	
163,5x323 soft	<b>0006246</b>	± 20 mm
163,5x323 lux	<b>0006243</b>	



# Sensi Up

## STATUARIO ULTRA

6 mm				
*	160x320	lux rett.	<b>0000371</b>	F 168,50
***	120x280	lux rett.	<b>0008804</b>	F 124,50
8,5 mm				
	120x120	lux rett.	<b>0000389</b>	F 107,50
	60x120	lux rett.	<b>0008815</b>	F 84,50
	80x80	lux rett.	<b>0000718</b>	F 80,50
	80x80	nat rett.	<b>0000739</b>	F 57,90

\* Fino ad esaurimento scorte l' art. verrà consegnato a spessore 7 mm. The item will be delivered in a 7 mm thickness while stocks last.

\*\* Fino ad esaurimento scorte l'art verrà consegnato nel formato 120x278 6 mm oppure 120x270 7 mm. The item will be delivered in sizes 120x278 (thickness 6 mm) or 120x270 (thickness 7 mm) while stocks last.


\*\*\* Fino ad esaurimento scorte l' art. verrà consegnato nel formato 120x240 spessore 7 mm. The item will be delivered in size 120x240 (thickness 7 mm) while stocks last.

## CALACATTA GOLD

6 mm				
*	160x320	lux rett.	<b>0000367</b>	F 168,50
*	160x320	soft rett.	<b>0002751</b>	F 147,90
***	120x280	lux rett.	<b>0008803</b>	F 124,50
8,5 mm				
	120x120	lux rett.	<b>0000385</b>	F 107,50
	60x120	lux rett.	<b>0008814</b>	F 84,50
	80x80	lux rett.	<b>0000717</b>	F 80,50
	80x80	nat rett.	<b>0000736</b>	F 57,90

### ABKSTONE

163,5x323 soft	<b>0002742</b>	± 6 mm
163,5x323 lux	<b>0003353</b>	
163,5x323 slab A soft	<b>0003775</b>	± 12 mm
163,5x323 slab B soft	<b>0003865</b>	
163,5x323 slab A lux	<b>0003787</b>	
163,5x323 slab B lux	<b>0003862</b>	
163,5x323 soft	<b>0006247</b>	± 20 mm
163,5x323 lux	<b>0006244</b>	



MARBLE

# Index

## Projects

Stone	Marble
POETRY STONE ATLANTIS NATIVE ALPES ALPES RAW MONOLITH	SENSI ROMA SENSI 900 SENSI SIGNORIA SENSI GEMS SENSI UP

Concrete
BLEND GHOST LAB325 CROSSROAD CHALK

Metal
INTERNO 9 WIDE INTERNO 9

Wood
POETRY WOOD ECO CHIC NEST CROSSROAD WOOD DOLPHIN SOLERAS

Traditional
UNIKA RE-WORK FOSSIL SENSI CLASSIC DOWNTOWN DOCKS PETRAIA

Decor & Wall
POETRY COLORS POETRY DECOR WIDE&STYLE MINI WIDE&STYLE MINI VOL.2 PLAY CROSSROAD BRICK DO UP CHROME

Out.20 20 mm
POETRY STONE - SENSI ROMA - NATIVE ATLANTIS - BLEND - GHOST - LAB325 POETRY WOOD - ECO CHIC - DOLPHIN SOLERAS

Out.30 30 mm
LAB325 TRENTO

Hardkoll
COLLANTI E SIGILLANTI ADHESIVES AND SEALANTS

Technical info
INFORMAZIONI TECNICHE

# Sensi Up

## ONICE BEIGE

6 mm			
* 120x280	lux rett.	<b>0008805</b>	F 124,50
8,5 mm			
120x120	lux rett.	<b>0000390</b>	F 107,50
60x120	lux rett.	<b>0000742</b>	F 84,50



## BOOK MATCH

6 mm			
120x280	lux rett. SLAB A	<b>0008806</b>	F 124,50
120x280	lux rett. SLAB B	<b>0008807</b>	F 124,50

Ripresa grafica tra le diverse lastre contenuta entro una tolleranza di 3 cm.  
Graphic clearance among the different slabs ranging within 3 cm.



SLAB A

SLAB B

\* Fino ad esaurimento scorte l'art. verrà consegnato nel formato 120x240 spessore 7 mm. The item will be delivered in size 120x240 (thickness 7 mm) while stocks last.

# Sensi Up

## BRECCIA MELANGE

6 mm			
** 120x280	lux rett.	<b>0008704</b>	F 124,50
8,5 mm			
120x120	lux rett.	<b>0003519</b>	F 107,50
60x120	lux rett.	<b>0003521</b>	F 84,50



## INTARSIA

8,5 mm			
120x120	lux rett.	<b>0004208</b>	F 113,50
60x120	lux rett.	<b>0004209</b>	F 88,90

Articolo composto da pattern grafici diversi che non prevedono agganci tra loro e miscelati in modo casuale in fase di inscatolamento. Non si garantisce pertanto la presenza costante di tutti i soggetti all'interno delle confezioni. This article comes in several different versions with unconnected patterns that are mixed randomly at the time of packaging. There is therefore no guarantee that all patterns will be present in any individual box.

\*\* Fino ad esaurimento scorte l'art verrà consegnato nel formato 120x278 6 mm oppure 120x270 7 mm. The item will be delivered in sizes 120x278 (thickness 6 mm) or 120x270 (thickness 7 mm) while stocks last.



MARBLE

# Index

## Projects

<b>Stone</b>	POETRY STONE ATLANTIS NATIVE ALPES ALPES RAW MONOLITH
<b>Marble</b>	SENSI ROMA SENSI 900 SENSI SIGNORIA SENSI GEMS SENSI UP
<b>Concrete</b>	BLEND GHOST LAB325 CROSSROAD CHALK
<b>Metal</b>	INTERNO 9 WIDE INTERNO 9
<b>Wood</b>	POETRY WOOD ECO CHIC NEST CROSSROAD WOOD DOLPHIN SOLERAS
<b>Traditional</b>	UNIKA RE-WORK FOSSIL SENSI CLASSIC DOWNTOWN DOCKS PETRAIA
<b>Decor &amp; Wall</b>	POETRY COLORS POETRY DECOR WIDE&STYLE MINI WIDE&STYLE MINI VOL.2 PLAY CROSSROAD BRICK DO UP CHROME
<b>Out.20 20 mm</b>	POETRY STONE - SENSI ROMA - NATIVE ATLANTIS - BLEND - GHOST - LAB325 POETRY WOOD - ECO CHIC - DOLPHIN SOLERAS
<b>Out.30 30 mm</b>	LAB325 TRENTO
<b>Hardkoll</b>	COLLANTI E SIGILLANTI ADHESIVES AND SEALANTS
<b>Technical info</b>	INFORMAZIONI TECNICHE

# Sensi Up

DECORI / DECORATIVE 8,5 mm	INVISIBLE PEARL	BRECCIA MELANGE	STATUARIO VERSILIA	GRAND ANTIQUE	MARQUINIA SELECT
TRAPEZIO lux rett. 60x30x30 F 270,90 $\varnothing$ 3 = 0,35 MQ	-	-	-	<b>0002952</b>	-
ROMBO 30 lux rett. 30x30 F 270,90 $\varnothing$ 5 = 0,39 MQ	-	-	-	<b>0002953</b>	-

PEZZI SPECIALI / SPECIAL TRIMS 8,5 mm	INVISIBLE PEARL	BRECCIA MELANGE	STATUARIO VERSILIA	GRAND ANTIQUE	MARQUINIA SELECT
BATTISCOPA lux rett. 5,5x120 PZ 15,50 $\varnothing$ 6	<b>0004910</b>	<b>0004912</b>	<b>0004909</b>	* <b>0002566</b>	<b>0004911</b>
BATTISCOPA nat. rett. 5,5x120 PZ 12,90 $\varnothing$ 6	<b>0005741</b>	-	<b>0005740</b>	-	<b>0006757</b>
GRAD. TOP lux rett. 32x120x4,5x2 PZ 210,50 $\varnothing$ 1	<b>0004915</b>	<b>0004917</b>	<b>0004914</b>	* <b>0002568</b>	<b>0004916</b>
GRAD. TOP nat. rett. 32x120x4,5x2 PZ 198,90 $\varnothing$ 1	<b>0005746</b>	-	<b>00005745</b>	-	<b>0006758</b>
ANG. TOP SX lux rett. 32x120x4,5x2 PZ 239,90 $\varnothing$ 1	<b>0004920</b>	<b>0004922</b>	<b>0004919</b>	* <b>0002570</b>	<b>0004921</b>
ANG. TOP SX nat. rett. 32x120x4,5x2 PZ 228,50 $\varnothing$ 1	<b>0005751</b>	-	<b>0005750</b>	-	<b>0006759</b>
ANG. TOP DX lux rett. 32x120x4,5x2 PZ 239,90 $\varnothing$ 1	<b>0004925</b>	<b>0004927</b>	<b>0004924</b>	* <b>0002572</b>	<b>0004926</b>
ANG. TOP DX nat. rett. 32x120x4,5x2 PZ 228,50 $\varnothing$ 1	<b>0005757</b>	-	<b>0005756</b>	-	<b>0006760</b>

\* Fino ad esaurimento scorte l'art. verrà consegnato a spessore 7 mm. The item will be delivered in a 7 mm thickness while stocks last.

## MATITE ALLUMINIO - ALUMINIUM STRIPS

Articoli realizzati in alluminio anodizzato per l'uso a parete, adatti a raccordare piastrelle di diverso spessore (8,5/7/6 mm). Avvertenze per la posa e la pulizia a pag. 330  
Anodized Aluminium strips for use between wall tiles of different thicknesses (8,5/7/6 mm). Instructions for installation and cleaning page. 330

MATITA ALLUMINIO 0,5x120 $\varnothing$ 4 Parte superiore arrotondata / Rounded top.	MATITA ALLUM. WHITE <b>0000087</b> PZ 32,50	MATITA ALLUM. TERRACOTTA <b>0008530</b> PZ 32,50	MATITA ALLUMINIO 0,5x120 $\varnothing$ 4 Parte superiore piatta colorata in bagno galvanico / Flat top colored in galvanic bath.
MATITA ALLUMINIO <b>0000086</b> PZ 24,50	MATITA ALLUM. TERRACOTTA <b>0008530</b> PZ 32,50	MATITA ALLUM. VERDE <b>0008531</b> PZ 32,50	MATITA ALLUM. BRONZO <b>0000557</b> PZ 40,50
MATITA ALLUMINIO <b>0000086</b> PZ 24,50	MATITA ALLUM. BLU <b>0008532</b> PZ 32,50	MATITA ALLUM. ARDESIA <b>0008533</b> PZ 32,50	MATITA ALLUM. RAME <b>0000556</b> PZ 40,50
MATITA ALLUMINIO <b>0000086</b> PZ 24,50	MATITA ALLUM. VERDE <b>0008531</b> PZ 32,50	MATITA ALLUM. RAME SCURO <b>0008534</b> PZ 32,50	MATITA ALLUM. RAME <b>0000556</b> PZ 40,50
MATITA ALLUMINIO <b>0000086</b> PZ 24,50	MATITA ALLUM. ARDESIA <b>0008533</b> PZ 32,50	MATITA ALLUM. RAME SCURO <b>0008534</b> PZ 32,50	MATITA ALLUM. RAME <b>0000556</b> PZ 40,50
MATITA ALLUMINIO <b>0000086</b> PZ 24,50	MATITA ALLUM. ARDESIA <b>0008533</b> PZ 32,50	MATITA ALLUM. RAME SCURO <b>0008534</b> PZ 32,50	MATITA ALLUM. RAME <b>0000556</b> PZ 40,50
MATITA ALLUMINIO <b>0000086</b> PZ 24,50	MATITA ALLUM. ARDESIA <b>0008533</b> PZ 32,50	MATITA ALLUM. RAME SCURO <b>0008534</b> PZ 32,50	MATITA ALLUM. RAME <b>0000556</b> PZ 40,50

# Sensi Up

DECORI / DECORATIVE 7 mm	STATUARIO ULTRA	CALACATTA GOLD	ONICE BEIGE
TRAPEZIO lux rett. 60x30x30 F 270,90 $\varnothing$ 4 = 0,46 MQ	<b>0000895</b>	<b>0000891</b>	<b>0000896</b>
ROMBO 30 lux rett. 30x30 F 270,90 $\varnothing$ 7 = 0,54 MQ	<b>0000901</b>	<b>0000897</b>	<b>0000902</b>
MOS. ENIGMA lux rett. 30x34 F 367,50 $\varnothing$ 5	<b>0000907</b>	<b>0000903</b>	<b>0000908</b>

PEZZI SPECIALI / SPECIAL TRIMS 8,5 mm	STATUARIO ULTRA	CALACATTA GOLD	ONICE BEIGE
BATTISCOPA lux rett. 5,5x120 PZ 15,50 $\varnothing$ 6	<b>0000871</b>	<b>0000867</b>	<b>0000872</b>
GRAD. TOP lux rett. 32x120x4,5x2 PZ 210,50 $\varnothing$ 1	<b>0000877</b>	<b>0000873</b>	<b>0000878</b>
ANG. TOP SX lux rett. 32x120x4,5x2 PZ 239,90 $\varnothing$ 1	<b>0000883</b>	<b>0000879</b>	<b>0000884</b>
ANG. TOP DX lux rett. 32x120x4,5x2 PZ 239,90 $\varnothing$ 1	<b>0000889</b>	<b>0000885</b>	<b>0000890</b>

## GRES PORCELLANATO TUTTA MASSA FULL BODY PORCELAIN

**SUPERFICIE NATURALE** Classificazione secondo norme UNI EN 14411 (ISO 13006) Allegato G Gruppo Bla UGL  
**NATURAL SURFACE** Classification in accordance with UNI EN 14411 (ISO 13006) Annex G-Group Bla UGL



PROPRIETÀ FISICO-CHIMICHE PHYSICAL-CHEMICAL PROPERTIES	NORMA NORM	VALORE PRESCRITTO DALLE NORME VALUE PRESCRIBED FROM THE NORMS	* VAL. / VALUE SENSI UP NAT.	* VAL. / VALUE SENSI UP NAT. P.TECH
	B.C.R.A. C.A.	$\mu$ 0,19 SCIVOLOSITÀ PERICOLOSA - DANGEROUSLY SLIPPERY 0,20 < $\mu$ < 0,39 SCIVOLOSITÀ ECCESSIVA - EXCESSIVELY SLIPPERY 0,40 < $\mu$ < 0,74 ATTRITO SODDISFACENTE - SATISFACTORY GRIP $\mu$ 0,75 ATTRITO ECCELLENTE - EXCELLENT GRIP	> 0,40	> 0,40
	B.C.R.A. G.B.		> 0,40	> 0,40
	ASTM C 1028 (S.C.O.F.)	SLIP RESISTANT (> 0,60)	> 0,60 DRY > 0,60 WET	> 0,60 DRY > 0,60 WET
	DIN 51130	IN FUNZIONE DELL'AMBIENTE O DELLA ZONA DI LAVORO BASING ON THE ENVIRONMENT OR THE WORKING AREA	R10	R10
RESISTENZA ALLO SCIVOLAMENTO SLIP RESISTANCE	DIN 51097	-	A+B	A+B+C
	ANSI A 137-1:2012 [D.C.O.F.]	$\geq$ 0,42	> 0,42	> 0,42
	AS/NZS 4586:2013	SRV : 35 - 44	-	P3 WET
	BS 7976 - 2:2002	> 36	-	+36 WET

\* Valori medi di produzione / Average production values

## P.tech ON DEMAND

La tecnologia P.TECH migliora le performance anti-scivolo dei pavimenti, mantenendo inalterati i valori di resistenza meccanica del gres porcellanato, con una finitura estremamente piacevole al tatto e facile da pulire. SENSI UP - STATUARIO ULTRA, CALACATTA GOLD, ONICE BEIGE in finitura P.TECH, nei formati 60x120 e 120x120, può essere fornita su richiesta con un ordine soggetto a lotto minimo di produzione.

The innovative P.TECH technology which improves the slip resistance of floors while delivering the renowned mechanical strength of porcelain stoneware and a finish that is both extremely pleasant to the touch and easy to clean. SENSI UP - STATUARIO ULTRA, CALACATTA GOLD, ONICE BEIGE in P.TECH finish, in the 60x120 and 120x120 sizes, can be supplied on request with an order subject to a minimum production batch.

MARBLE

# Index

## Projects

Stone	Marble	Concrete	Metal	Wood
POETRY STONE ATLANTIS NATIVE ALPES ALPES RAW MONOLITH	SENSI ROMA SENSI 900 SENSI SIGNORIA SENSI GEMS SENSI UP	BLEND GHOST LAB325 CROSSROAD CHALK	INTERNO 9 WIDE INTERNO 9	POETRY WOOD ECO CHIC NEST CROSSROAD WOOD DOLPHIN SOLERAS

## Traditional

UNIKA RE-WORK FOSSIL SENSI CLASSIC DOWNTOWN DOCKS PETRAIA
---

## Decor & Wall

POETRY COLORS POETRY DECOR WIDE&STYLE MINI WIDE&STYLE MINI VOL.2 PLAY CROSSROAD BRICK DO UP CHROME
---

## Out.20 20 mm

POETRY STONE - SENSI ROMA - NATIVE ATLANTIS - BLEND - GHOST - LAB325 POETRY WOOD - ECO CHIC - DOLPHIN SOLERAS
--

## Out.30 30 mm

LAB325 TRENTO
------------------

## Hardkoll

COLLANTI E SIGILLANTI ADHESIVES AND SEALANTS
---

## Technical info

INFORMAZIONI TECNICHE
-----------------------

# Sensi Up

## THE PERFECT COMBO



DALLA CONSULTAZIONE DELLA MATERIOTECA ABK, NASCE LA NUOVA SEZIONE DEDICATA AGLI ABBINAMENTI CHE VALORIZZANO LE SUPERFICI DELLE PRINCIPALI COLLEZIONI.

THE NEW SECTION EXPLORES THE DIFFERENT WAYS IN WHICH ABK MATERIALS CAN BE COORDINATED TO ENHANCE THE SURFACES OF THE MAIN COLLECTIONS.



# Sensi Up

MARBLE



# Index

## Projects

### Stone

POETRY STONE  
ATLANTIS  
NATIVE  
ALPES  
ALPES RAW  
MONOLITH

### Marble

SENSI ROMA  
SENSI 900  
SENSI SIGNORIA  
SENSI GEMS  
SENSI UP

### Concrete

BLEND  
GHOST  
LAB325  
CROSSROAD CHALK

### Metal

INTERNO 9 WIDE  
INTERNO 9

### Wood

POETRY WOOD  
ECO CHIC  
NEST  
CROSSROAD WOOD  
DOLPHIN  
SOLERAS

## Traditional

UNIKA  
RE-WORK  
FOSSIL  
SENSI CLASSIC  
DOWNTOWN  
DOCKS  
PETRAIA

## Decor & Wall

POETRY COLORS  
POETRY DECOR  
WIDE&STYLE MINI  
WIDE&STYLE MINI VOL.2  
PLAY  
CROSSROAD BRICK  
DO UP  
CHROME

## Out.20 20 mm

POETRY STONE - SENSI ROMA - NATIVE  
ATLANTIS - BLEND - GHOST - LAB325  
POETRY WOOD - ECO CHIC - DOLPHIN  
SOLERAS

## Out.30 30 mm

LAB325  
TRENTO

## Hardkoll

COLLANTI E SIGILLANTI  
ADHESIVES AND SEALANTS

## Technical info

INFORMAZIONI TECNICHE

CONCRETE


# Blend

GRES PORCELLANATO TUTTA MASSA - UGL  
FULL BODY PORCELAIN - UGL

CONCRETE  
MOON




CONCRETE  
ASH



CONCRETE  
GREY



CONCRETE  
IRON



DOTS  
MULTIWHITE



DOTS  
MULTIBLACK



DOTS  
TAUPE



DOTS  
GREY



**6 mm**  
120x280 nat.

**8,5 mm**  
120x120 nat.  
60x120 nat.  
90x90 nat. / lapp.  
60x60 nat. / R11  
30x60 nat.

**20 mm**  
60x120 R11  
90x90 R11

**P. tech**



# Index

## Projects

<b>Stone</b>	POETRY STONE ATLANTIS NATIVE ALPES ALPES RAW MONOLITH
<b>Marble</b>	SENSI ROMA SENSI 900 SENSI SIGNORIA SENSI GEMS SENSI UP
<b>Concrete</b>	BLEND GHOST LAB325 CROSSROAD CHALK
<b>Metal</b>	INTERNO 9 WIDE INTERNO 9
<b>Wood</b>	POETRY WOOD ECO CHIC NEST CROSSROAD WOOD DOLPHIN SOLERAS
<b>Traditional</b>	UNIKA RE-WORK FOSSIL SENSI CLASSIC DOWNTOWN DOCKS PETRAIA
<b>Decor &amp; Wall</b>	POETRY COLORS POETRY DECOR WIDE&STYLE MINI WIDE&STYLE MINI VOL.2 PLAY CROSSROAD BRICK DO UP CHROME
<b>Out.20</b> 20 mm	POETRY STONE - SENSI ROMA - NATIVE ATLANTIS - BLEND - GHOST - LAB325 POETRY WOOD - ECO CHIC - DOLPHIN SOLERAS
<b>Out.30</b> 30 mm	LAB325 TRENTO
<b>Hardkoll</b>	COLLANTI E SIGILLANTI ADHESIVES AND SEALANTS
<b>Technical info</b>	INFORMAZIONI TECNICHE

# Blend

## CONCRETE MOON

6 mm				
* 120x280	nat rett.		<b>0008052</b>	F 103,50
8,5 mm				
120x120	nat rett.	P.tech R10 C	<b>0005792</b>	F 81,90
60x120	nat rett.	P.tech R10 C	<b>0005796</b>	F 63,50
90x90	nat rett.	P.tech R10 C	<b>0005804</b>	F 65,50
60x60	nat rett.	P.tech R10 C	<b>0005814</b>	F 53,50
30x60	nat rett.	P.tech R10 C	<b>0008257</b>	F 49,50



## CONCRETE ASH

6 mm				
* 120x280	nat rett.		<b>0008053</b>	F 103,50
8,5 mm				
120x120	nat rett.	P.tech R10 C	<b>0005793</b>	F 81,90
60x120	nat rett.	P.tech R10 C	<b>0005797</b>	F 63,50
90x90	nat rett.	P.tech R10 C	<b>0005805</b>	F 65,50
60x60	nat rett.	P.tech R10 C	<b>0005815</b>	F 53,50
30x60	nat rett.	P.tech R10 C	<b>0008258</b>	F 49,50



# Blend


## CONCRETE IRON

6 mm				
* 120x280	nat rett.		<b>0008645</b>	F 103,50
8,5 mm				
120x120	nat rett.	P.tech R10 C	<b>0005795</b>	F 81,90
60x120	nat rett.	P.tech R10 C	<b>0005799</b>	F 63,50
90x90	nat rett.	P.tech R10 C	<b>0005807</b>	F 65,50
60x60	nat rett.	P.tech R10 C	<b>0005817</b>	F 53,50
30x60	nat rett.	P.tech R10 C	<b>0008260</b>	F 49,50



## CONCRETE GREY

6 mm				
* 120x280	nat rett.		<b>0008644</b>	F 103,50
8,5 mm				
120x120	nat rett.	P.tech R10 C	<b>0005794</b>	F 81,90
60x120	nat rett.	P.tech R10 C	<b>0005798</b>	F 63,50
90x90	nat rett.	P.tech R10 C	<b>0005806</b>	F 65,50
60x60	nat rett.	P.tech R10 C	<b>0005816</b>	F 53,50
30x60	nat rett.	P.tech R10 C	<b>0008259</b>	F 49,50



\*Fino ad esaurimento scorte l'art verrà consegnato nel formato 120x278 o 120x270 spessore 6 mm. The item will be delivered in sizes 120x278 (thickness 6 mm) or 120x270 (thickness 6 mm) while stocks last.

CONCRETE

# Index

## Projects

<b>Stone</b>	POETRY STONE ATLANTIS NATIVE ALPES ALPES RAW MONOLITH
<b>Marble</b>	SENSI ROMA SENSI 900 SENSI SIGNORIA SENSI GEMS SENSI UP
<b>Concrete</b>	BLEND GHOST LAB325 CROSSROAD CHALK
<b>Metal</b>	INTERNO 9 WIDE INTERNO 9
<b>Wood</b>	POETRY WOOD ECO CHIC NEST CROSSROAD WOOD DOLPHIN SOLERAS
<b>Traditional</b>	UNIKA RE-WORK FOSSIL SENSI CLASSIC DOWNTOWN DOCKS PETRAIA
<b>Decor &amp; Wall</b>	POETRY COLORS POETRY DECOR WIDE&STYLE MINI WIDE&STYLE MINI VOL.2 PLAY CROSSROAD BRICK DO UP CHROME
<b>Out.20 20 mm</b>	POETRY STONE - SENSI ROMA - NATIVE ATLANTIS - BLEND - GHOST - LAB325 POETRY WOOD - ECO CHIC - DOLPHIN SOLERAS
<b>Out.30 30 mm</b>	LAB325 TRENTO
<b>Hardkoll</b>	COLLANTI E SIGILLANTI ADHESIVES AND SEALANTS
<b>Technical info</b>	INFORMAZIONI TECNICHE

# Blend

## DOTS GREY

8,5 mm

60x120	nat. rett.	P.tech R10 C	<b>0006702</b>	F 63,50
90x90	nat. rett.		<b>0005827</b>	F 65,50
90x90	lapp. rett.		<b>0005831</b>	F 76,90
60x60	nat. rett.	P.tech R10 C	<b>0006710</b>	F 53,50



## DOTS TAUPE

8,5 mm

60x120	nat. rett.	P.tech R10 C	<b>0006701</b>	F 63,50
90x90	nat. rett.		<b>0005826</b>	F 65,50
90x90	lapp. rett.		<b>0005830</b>	F 76,90
60x60	nat. rett.	P.tech R10 C	<b>0006709</b>	F 53,50

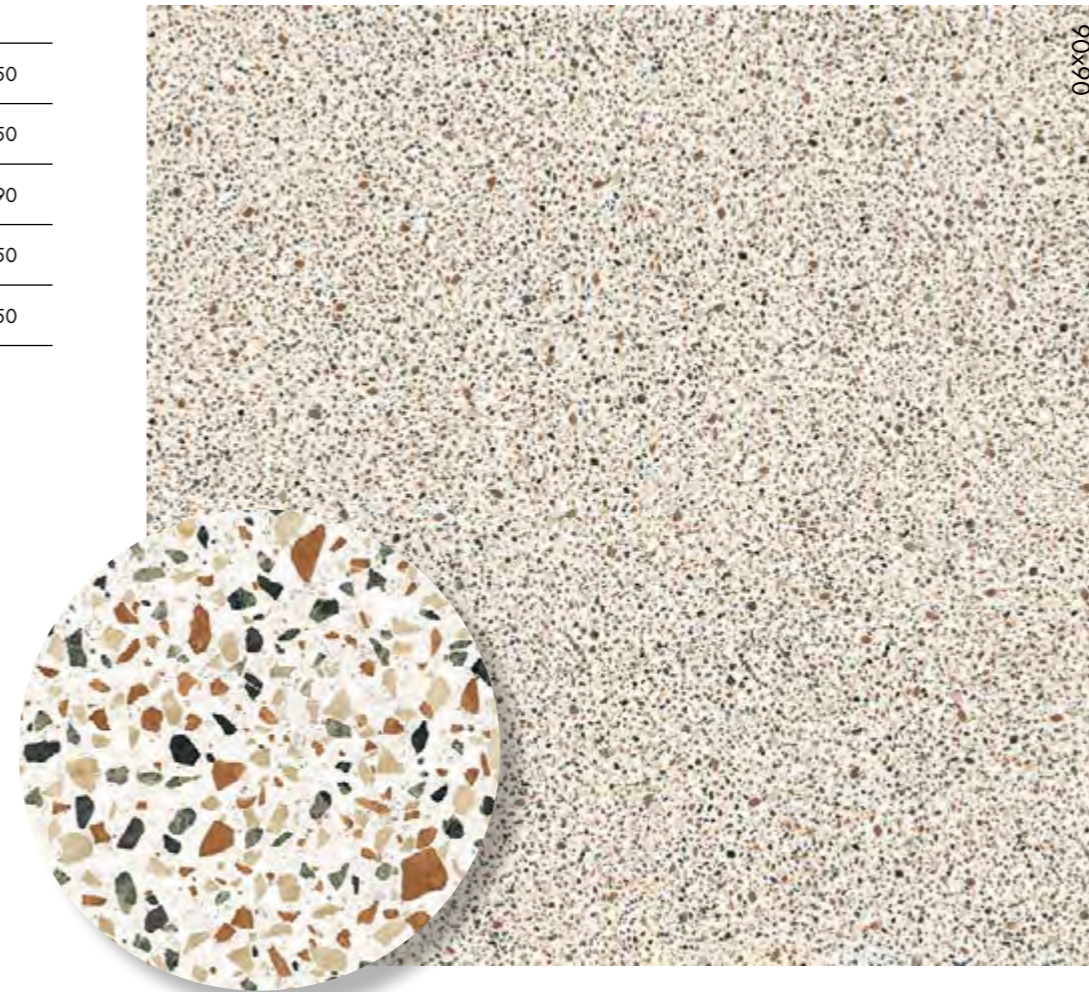


# Blend

## DOTS MULTIWHITE

8,5 mm

60x120	nat. rett.	P.tech R10 C	<b>0006703</b>	F 63,50
90x90	nat. rett.		<b>0005828</b>	F 65,50
90x90	lapp. rett.		<b>0005832</b>	F 76,90
60x60	nat. rett.	P.tech R10 C	<b>0006711</b>	F 53,50
30x60	nat. rett.		<b>0008025</b>	F 49,50



## DOTS MULTIBLACK

8,5 mm

60x120	nat. rett.	P.tech R10 C	<b>0006704</b>	F 63,50
90x90	nat. rett.		<b>0005829</b>	F 65,50
90x90	lapp. rett.		<b>0005833</b>	F 76,90
60x60	nat. rett.	P.tech R10 C	<b>0006712</b>	F 53,50



CONCRETE

# Index

## Projects

<b>Stone</b>	POETRY STONE ATLANTIS NATIVE ALPES ALPES RAW MONOLITH
<b>Marble</b>	SENSI ROMA SENSI 900 SENSI SIGNORIA SENSI GEMS SENSI UP
<b>Concrete</b>	BLEND GHOST LAB325 CROSSROAD CHALK
<b>Metal</b>	INTERNO 9 WIDE INTERNO 9
<b>Wood</b>	POETRY WOOD ECO CHIC NEST CROSSROAD WOOD DOLPHIN SOLERAS
<b>Traditional</b>	UNIKA RE-WORK FOSSIL SENSI CLASSIC DOWNTOWN DOCKS PETRAIA
<b>Decor &amp; Wall</b>	POETRY COLORS POETRY DECOR WIDE&STYLE MINI WIDE&STYLE MINI VOL.2 PLAY CROSSROAD BRICK DO UP CHROME
<b>Out.20</b> 20 mm	POETRY STONE - SENSI ROMA - NATIVE ATLANTIS - BLEND - GHOST - LAB325 POETRY WOOD - ECO CHIC - DOLPHIN SOLERAS
<b>Out.30</b> 30 mm	LAB325 TRENTO
<b>Hardkoll</b>	COLLANTI E SIGILLANTI ADHESIVES AND SEALANTS
<b>Technical info</b>	INFORMAZIONI TECNICHE

# Blend

## CONCRETE GREY COMBO

8,5 mm

120x120	nat rett.	P.tech R10 C	<b>0006691</b>	F 90,90
60x120	nat rett.	P.tech R10 C	<b>0006692</b>	F 67,50

Articolo composto da pattern grafici diversi e miscelati in modo casuale in fase di inscatolamento. Non si garantisce pertanto la presenza costante di tutti i soggetti all'interno delle confezioni. This article comes in several different versions that are mixed randomly at the time of packaging. There is therefore no guarantee that all patterns will be present in any individual box.



## DECORI DA RIVESTIMENTO WALL DECORS

8,5 mm

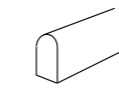
5x60	⊕ 4			
<b>0006775</b>	LIST. AVIO rett.		PZ 21,50	
	Lucido / Glossy			
5x60	⊕ 4			
<b>0006776</b>	LIST. PHARD rett.		PZ 21,50	
	Lucido / Glossy			
5x60	⊕ 4			
<b>0006777</b>	LIST. SENAPE rett.		PZ 21,50	
	Lucido / Glossy			



# Blend

## MATITE ALLUMINIO - ALUMINIUM STRIPS

Articoli realizzati in alluminio anodizzato per l'uso a parete, adatti a raccordare piastrelle di diverso spessore (8,5/7/6 mm). Avvertenze per la posa e la pulizia a pag. 330  
Anodized Aluminium strips for use between wall tiles of different thicknesses (8,5/7/6 mm). Instructions for installation and cleaning page. 330



MATITA ALLUMINIO 0,5x120 ⊕ 4  
Parte superiore arrotondata / Rounded top.

**MATITA ALLUMINIO**  
**0000086** PZ 24,50

Parte superiore arrotondata e colorata con resine acriliche.  
Rounded top colored with acrylic resins.

**MATITA ALLUM. ORO**  
**0008535** PZ 32,50

**MATITA ALLUM. RAME SCURO**  
**0008534** PZ 32,50

**MATITA ALLUM. WHITE**  
**0000087** PZ 32,50

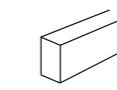
**MATITA ALLUM. TERRACOTTA**  
**0008530** PZ 32,50

**MATITA ALLUM. BLU**  
**0008532** PZ 32,50

**MATITA ALLUM. VERDE**  
**0008531** PZ 32,50

**MATITA ALLUM. ARDESIA**  
**0008533** PZ 32,50

**MATITA ALLUM. BLACK**  
**0000088** PZ 32,50



MATITA ALLUMINIO 0,5x120 ⊕ 4  
Parte superiore piatta colorata in bagno galvanico / Flat top colored in galvanic bath.

**MATITA ALLUM. BRONZO**  
**0000557** PZ 40,50

**MATITA ALLUM. RAME**  
**0000556** PZ 40,50

CONCRETE

# Index

## Projects

### Stone

POETRY STONE  
ATLANTIS  
NATIVE  
ALPES  
ALPES RAW  
MONOLITH

### Marble

SENSI ROMA  
SENSI 900  
SENSI SIGNORIA  
SENSI GEMS  
SENSI UP

### Concrete

BLEND  
GHOST  
LAB325  
CROSSROAD CHALK

### Metal

INTERNO 9 WIDE  
INTERNO 9

### Wood

POETRY WOOD  
ECO CHIC  
NEST  
CROSSROAD WOOD  
DOLPHIN  
SOLERAS

## Traditional

UNIKA  
RE-WORK  
FOSSIL  
SENSI CLASSIC  
DOWNTOWN  
DOCKS  
PETRAIA

## Decor & Wall

POETRY COLORS  
POETRY DECOR  
WIDE&STYLE MINI  
WIDE&STYLE MINI VOL.2  
PLAY  
CROSSROAD BRICK  
DO UP  
CHROME

### Out.20 20 mm

POETRY STONE - SENSI ROMA - NATIVE  
ATLANTIS - BLEND - GHOST - LAB325  
POETRY WOOD - ECO CHIC - DOLPHIN  
SOLERAS

### Out.30 30 mm

LAB325  
TRENTO

## Hardkoll

COLLANTI E SIGILLANTI  
ADHESIVES AND SEALANTS

## Technical info

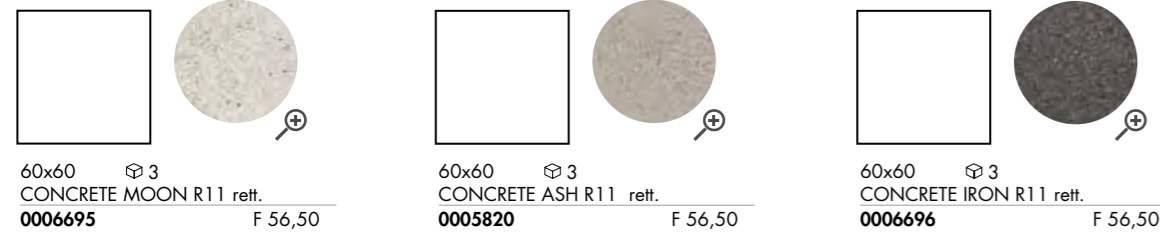
INFORMAZIONI TECNICHE





# Blend

OUTDOOR R11 8,5 mm

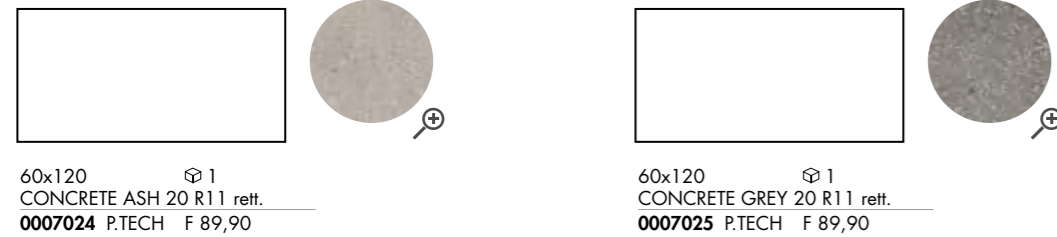


60x60  $\oplus$  3  
CONCRETE MOON R11 rett.  
**0006695** F 56,50

60x60  $\oplus$  3  
CONCRETE ASH R11 rett.  
**0005820** F 56,50


60x60  $\oplus$  3  
CONCRETE IRON R11 rett.  
**0006696** F 56,50

OUT.20 R11 20 mm P. tech



60x120  $\oplus$  1  
CONCRETE ASH 20 R11 rett.  
**0007024** P.TECH F 89,90

60x120  $\oplus$  1  
CONCRETE GREY 20 R11 rett.  
**0007025** P.TECH F 89,90



90x90  $\oplus$  1  
CONCRETE ASH 20 R11 rett.  
**0006018** P.TECH F 94,50

90x90  $\oplus$  1  
CONCRETE GREY 20 R11 rett.  
**0006019** P.TECH F 94,50

90x90  $\oplus$  1  
CONCRETE MOON 20 R11 rett.  
**0008947** P.TECH F 94,50

Per la serie completa vedi pag. 312  
For the complete collection see page 312

# Blend

CONCRETE

PEZZI SPECIALI / SPECIAL TRIMS 8,5 mm	CONCRETE GREY	CONCRETE ASH	CONCRETE IRON	CONCRETE MOON	DOTS MULTWHITE	DOTS MULTBLACK	DOTS GREY	DOTS TAUPE
BATTISCOPA lapp rett. 5,5x90 PZ 12,90 $\oplus$ 8	-	-	-	-	0006994	0006995	0006993	0006992
BATTISCOPA nat rett. 5,5x60 PZ 9,50 $\oplus$ 10	0006966	0006965	0006967	0006964	0006970	0006971	0006969	0006968
BATTISCOPA nat rett. 5,5x120 PZ 12,90 $\oplus$ 6	0006946	0006945	0006947	0006944	0006974	0006975	0006973	0006972
GRADONE TOP nat rett. 32x120x4,5x2 PZ 198,90 $\oplus$ 1	0006950	0006949	0006951	0006948	0006978	0006979	0006977	0006976
ANGOLARE SX nat rett. 32x120x4,5x2 PZ 228,50 $\oplus$ 1	0006954	0006953	0006955	0006952	0006982	0006983	0006981	0006980
ANGOLARE DX nat rett. 32x120x4,5x2 PZ 228,50 $\oplus$ 1	0006958	0006957	0006959	0006956	0006986	0006987	0006985	0006984

GRES PORCELLANATO TUTTA MASSA FULL BODY PORCELAIN

Classificazione secondo norme UNI EN 14411 (ISO 13006) Allegato G-Gruppo Bla UGL  
Classification in accordance with UNI EN 14411 (ISO 13006) Annex G-Group Bla UGL



PROPRIETÀ FISICO-CHIMICHE PHYSICAL-CHEMICAL PROPERTIES	NORMA NORM	VALORE PRESCRITTO DALLE NORME VALUE PRESCRIBED FROM THE NORMS	* VAL. / VALUE BLEND NAT.	* VAL. / VALUE BLEND NAT. P.TECH	* VAL. / VALUE BLEND OUTDOOR/ OUT.20 P.TECH
RESISTENZA ALLO SCIVOLAMENTO SLIP RESISTANCE	B.C.R.A. C.A.	$\mu$ 0,19 SCIVOLOSITÀ PERICOLOSA - DANGEROUSLY SLIPPERY $0,20 < \mu < 0,39$ SCIVOLOSITÀ ECCESSIVA - EXCESSIVELY SLIPPERY	> 0,40	> 0,40	> 0,40
	B.C.R.A. G.B.	$0,40 < \mu < 0,74$ ATTRITO SODDISFACENTE - SATISFACTORY GRIP $\mu$ 0,75 ATTRITO ECCELLENTE - EXCELLENT GRIP	> 0,40	> 0,40	> 0,40
	ASTM C 1028 (S.C.O.F.)	SLIP RESISTANT (> 0,60)	> 0,60 DRY > 0,60 WET	> 0,60 DRY > 0,60 WET	> 0,60 DRY > 0,60 WET
RESISTENZA ALLO SCIVOLAMENTO SLIP RESISTANCE	DIN 51130	IN FUNZIONE DELL'AMBIENTE O DELLA ZONA DI LAVORO BASING ON THE ENVIRONMENT OR THE WORKING AREA	R10	R10	R11
	DIN 51097	-	A+B	A+B+C	A+B+C
	ANSI A 137-1:2012 (D.C.O.F.)	$\geq 0,42$	> 0,42	> 0,42	> 0,42
	AS/NZS 4586:2013	SRV : 35 - 44	-	P3 WET	P4 WET
	BS 7976 - 2:2002	> 36	-	+36 WET	+36 WET

\* Valori medi di produzione / Average production values

# Index

## Projects

Stone	POETRY STONE ATLANTIS NATIVE ALPES ALPES RAW MONOLITH
Marble	SENSI ROMA SENSI 900 SENSI SIGNORIA SENSI GEMS SENSI UP
Concrete	BLEND GHOST LAB325 CROSSROAD CHALK
Metal	INTERNO 9 WIDE INTERNO 9
Wood	POETRY WOOD ECO CHIC NEST CROSSROAD WOOD DOLPHIN SOLERAS
Traditional	UNIKA RE-WORK FOSSIL SENSI CLASSIC DOWNTOWN DOCKS PETRAIA
Decor & Wall	POETRY COLORS POETRY DECOR WIDE&STYLE MINI WIDE&STYLE MINI VOL.2 PLAY CROSSROAD BRICK DO UP CHROME

## Out.20 20 mm

POETRY STONE - SENSI ROMA - NATIVE  
ATLANTIS - BLEND - GHOST - LAB325  
POETRY WOOD - ECO CHIC - DOLPHIN  
SOLERAS

## Out.30 30 mm

LAB325  
TRENTO

## Hardkoll

COLLANTI E SIGILLANTI  
ADHESIVES AND SEALANTS

## Technical info

INFORMAZIONI TECNICHE

# Blend

## THE PERFECT COMBO

DALLA CONSULTAZIONE DELLA MATERIOTECA ABK, NASCE LA NUOVA SEZIONE DEDICATA AGLI ABBINAMENTI CHE VALORIZZANO LE SUPERFICI DELLE PRINCIPALI COLLEZIONI.

THE NEW SECTION EXPLORES THE DIFFERENT WAYS IN WHICH ABK MATERIALS CAN BE COORDINATED TO ENHANCE THE SURFACES OF THE MAIN COLLECTIONS.

	INTERNO 9	SENSI SIGNORIA	SENSI GEMS	POETRY WOOD	ECO CHIC
					
CONCRETE MOON	SILVER	ROMA IMPERIALE	TITANIUM BLACK	GOLD	AVANA
					
CONCRETE ASH	DARK	PORT GOLD	TITANIUM BLACK	MUD	NATURALE
					
CONCRETE IRON	RUST	CALACATTA VENA ORO	ICEBERG	ECRU	NATURALE
					
CONCRETE GREY	PEARL	GRIGIO SIENA	CRYSTAL	GOLD	AVANA
					
DOTS GREY	PEARL	STATUARIO LIGHT	ICEBERG	MUD	AVANA
					
DOTS TAUPE	PEARL	CALACATTA MICHELANGELO	TAJ MAHAL	OAK	BROWN
					
DOTS MULTIWHITE	RUST	PORT GOLD	TAJ MAHAL	OAK	NATURALE
					
DOTS MULTIBLACK	RUST	CALACATTA VENA ORO	TAJ MAHAL	GOLD	NATURALE
	CHROME				
					
	WHITE				
					
	BLACK				

# Blend

CONCRETE



# Index

## Projects

<b>Stone</b>	POETRY STONE ATLANTIS NATIVE ALPES ALPES RAW MONOLITH
<b>Marble</b>	SENSI ROMA SENSI 900 SENSI SIGNORIA SENSI GEMS SENSI UP
<b>Concrete</b>	BLEND GHOST LAB325 CROSSROAD CHALK
<b>Metal</b>	INTERNO 9 WIDE INTERNO 9
<b>Wood</b>	POETRY WOOD ECO CHIC NEST CROSSROAD WOOD DOLPHIN SOLERAS
<b>Traditional</b>	UNIKA RE-WORK FOSSIL SENSI CLASSIC DOWNTOWN DOCKS PETRAIA
<b>Decor &amp; Wall</b>	POETRY COLORS POETRY DECOR WIDE&STYLE MINI WIDE&STYLE MINI VOL.2 PLAY CROSSROAD BRICK DO UP CHROME
<b>Out.20</b> 20 mm	POETRY STONE - SENSI ROMA - NATIVE ATLANTIS - BLEND - GHOST - LAB325 POETRY WOOD - ECO CHIC - DOLPHIN SOLERAS
<b>Out.30</b> 30 mm	LAB325 TRENTO
<b>Hardkoll</b>	COLLANTI E SIGILLANTI ADHESIVES AND SEALANTS
<b>Technical info</b>	INFORMAZIONI TECNICHE

CONCRETE

# Ghost

GRES PORCELLANATO A MASSA COLORATA  
FULL BODY COLORED PORCELAIN

IVORY



GREY



ROPE



CLAY



SAGE



JADE



TAUPE



**6 mm**

120x280 nat.

**8,5 mm**

120x120 nat.

60x120 nat.

30x120 nat.

90x90 nat.

60x60 nat.

30x60 nat.

**20 mm**

90x90 R11



# Index

## Projects

### Stone

POETRY STONE  
ATLANTIS  
NATIVE  
ALPES  
ALPES RAW  
MONOLITH

### Marble

SENSI ROMA  
SENSI 900  
SENSI SIGNORIA  
SENSI GEMS  
SENSI UP

### Concrete

BLEND  
GHOST  
LAB325  
CROSSROAD CHALK

### Metal

INTERNO 9 <sup>WIDE</sup>  
INTERNO 9

### Wood

POETRY WOOD  
ECO CHIC  
NEST  
CROSSROAD WOOD  
DOLPHIN  
SOLERAS

### Traditional

UNIKA  
RE-WORK  
FOSSIL  
SENSI CLASSIC  
DOWNTOWN  
DOCKS  
PETRAIA

### Decor & Wall

POETRY COLORS  
POETRY DECOR  
WIDE&STYLE MINI  
WIDE&STYLE MINI VOL.2  
PLAY  
CROSSROAD BRICK  
DO UP  
CHROME

### Out.20

20 mm

POETRY STONE - SENSI ROMA - NATIVE  
ATLANTIS - BLEND - GHOST - LAB325  
POETRY WOOD - ECO CHIC - DOLPHIN  
SOLERAS

### Out.30

30 mm

LAB325  
TRENTO

### Hardkoll

COLLANTI E SIGILLANTI  
ADHESIVES AND SEALANTS

### Technical info

INFORMAZIONI TECNICHE

# Ghost

## IVORY

### 6 mm

120x280	nat rett.	<b>0008646</b>	F 98,50
---------	-----------	----------------	---------

### 8,5 mm

120x120	nat rett.	<b>0003815</b>	F 79,90
---------	-----------	----------------	---------

60x120	nat rett.	<b>0004363</b>	F 60,90
--------	-----------	----------------	---------

30x120	nat rett.	<b>0004368</b>	F 61,50
--------	-----------	----------------	---------

90x90	nat rett.	<b>0005054</b>	F 61,90
-------	-----------	----------------	---------

60x60	nat rett.	<b>0004382</b>	F 51,50
-------	-----------	----------------	---------

30x60	nat rett.	<b>0004385</b>	F 47,50
-------	-----------	----------------	---------



## GREY

### 6 mm

120x280	nat rett.	<b>0008647</b>	F 98,50
---------	-----------	----------------	---------

### 8,5 mm

120x120	nat rett.	<b>0003817</b>	F 79,90
---------	-----------	----------------	---------


60x120	nat rett.	<b>0004365</b>	F 60,90
--------	-----------	----------------	---------

30x120	nat rett.	<b>0004370</b>	F 61,50
--------	-----------	----------------	---------

90x90	nat rett.	<b>0005056</b>	F 61,90
-------	-----------	----------------	---------

60x60	nat rett.	<b>0004384</b>	F 51,50
-------	-----------	----------------	---------

30x60	nat rett.	<b>0004387</b>	F 47,50
-------	-----------	----------------	---------



# Ghost

## ROPE

### 6 mm

120x280	nat rett.	<b>0008192</b>	F 98,50
---------	-----------	----------------	---------

### 8,5 mm

120x120	nat rett.	<b>0003816</b>	F 79,90
---------	-----------	----------------	---------

60x120	nat rett.	<b>0004364</b>	F 60,90
--------	-----------	----------------	---------

30x120	nat rett.	<b>0004369</b>	F 61,50
--------	-----------	----------------	---------

90x90	nat rett.	<b>0005055</b>	F 61,90
-------	-----------	----------------	---------

60x60	nat rett.	<b>0004383</b>	F 51,50
-------	-----------	----------------	---------

30x60	nat rett.	<b>0004386</b>	F 47,50
-------	-----------	----------------	---------



## CLAY

### 8,5 mm

60x120	nat rett.	<b>0005067</b>	F 60,90
--------	-----------	----------------	---------

60x60	nat rett.	<b>0005087</b>	F 51,50
-------	-----------	----------------	---------

30x60	nat rett.	<b>0005091</b>	F 47,50
-------	-----------	----------------	---------



CONCRETE

# Index

## Projects

### Stone

POETRY STONE  
ATLANTIS  
NATIVE  
ALPES  
ALPES RAW  
MONOLITH

### Marble

SENSI ROMA  
SENSI 900  
SENSI SIGNORIA  
SENSI GEMS  
SENSI UP

### Concrete

BLEND  
GHOST  
LAB325  
CROSSROAD CHALK

### Metal

INTERNO 9 WIDE  
INTERNO 9

### Wood

POETRY WOOD  
ECO CHIC  
NEST  
CROSSROAD WOOD  
DOLPHIN  
SOLERAS

## Traditional

UNIKA  
RE-WORK  
FOSSIL  
SENSI CLASSIC  
DOWNTOWN  
DOCKS  
PETRAIA

## Decor & Wall

POETRY COLORS  
POETRY DECOR  
WIDE&STYLE MINI  
WIDE&STYLE MINI VOL.2  
PLAY  
CROSSROAD BRICK  
DO UP  
CHROME

### Out.20 20 mm

POETRY STONE - SENSI ROMA - NATIVE  
ATLANTIS - BLEND - GHOST - LAB325  
POETRY WOOD - ECO CHIC - DOLPHIN  
SOLERAS

### Out.30 30 mm

LAB325  
TRENTO

## Hardkoll

COLLANTI E SIGILLANTI  
ADHESIVES AND SEALANTS

## Technical info

INFORMAZIONI TECNICHE

# Ghost

## SAGE

8,5 mm


60x120	nat rett.	<b>0004367</b>	F 60,90
60x60	nat rett.	<b>0005086</b>	F 51,50
30x60	nat rett.	<b>0005090</b>	F 47,50



## JADE

8,5 mm

60x120	nat rett.	<b>0005068</b>	F 60,90
60x60	nat rett.	<b>0005088</b>	F 51,50
30x60	nat rett.	<b>0005092</b>	F 47,50



# Ghost

CONCRETE

## TAUPE

8,5 mm

60x120	nat rett.	<b>0004366</b>	F 60,90
60x60	nat rett.	<b>0005085</b>	F 51,50
30x60	nat rett.	<b>0005089</b>	F 47,50




## MATITE ALLUMINIO - ALUMINIUM STRIPS

Articoli realizzati in alluminio anodizzato per l'uso a parete, adatti a raccordare piastrelle di diverso spessore (8,5/7/6 mm). Avvertenze per la posa e la pulizia a pag. 330  
Anodized Aluminium strips for use between wall tiles of different thicknesses (8,5/7/6 mm). Instructions for installation and cleaning page. 330



MATITA ALLUMINIO 0,5x120 4  
Parte superiore arrotondata / Rounded top.

 MATITA ALLUMINIO  
**0000086** PZ 24,50

Parte superiore arrotondata e colorata con resine acriliche.  
Rounded top colored with acrylic resins.

 MATITA ALLUM. ORO  
**0008535** PZ 32,50

 MATITA ALLUM. RAME SCURO  
**0008534** PZ 32,50

 MATITA ALLUM. WHITE  
**0000087** PZ 32,50

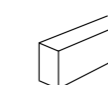
 MATITA ALLUM. TERRACOTTA  
**0008530** PZ 32,50

 MATITA ALLUM. BLU  
**0008532** PZ 32,50

 MATITA ALLUM. VERDE  
**0008531** PZ 32,50

 MATITA ALLUM. ARDESIA  
**0008533** PZ 32,50

 MATITA ALLUM. BLACK  
**0000088** PZ 32,50



MATITA ALLUMINIO 0,5x120 4  
Parte superiore piatta colorata in bagno galvanico / Flat top colored in galvanic bath.

 MATITA ALLUM. BRONZO  
**0000557** PZ 40,50

 MATITA ALLUM. RAME  
**0000556** PZ 40,50

# Index

## Projects

<b>Stone</b>	POETRY STONE ATLANTIS NATIVE ALPES ALPES RAW MONOLITH
<b>Marble</b>	SENSI ROMA SENSI 900 SENSI SIGNORIA SENSI GEMS SENSI UP
<b>Concrete</b>	BLEND GHOST LAB325 CROSSROAD CHALK
<b>Metal</b>	INTERNO 9 WIDE INTERNO 9
<b>Wood</b>	POETRY WOOD ECO CHIC NEST CROSSROAD WOOD DOLPHIN SOLERAS
<b>Traditional</b>	UNIKA RE-WORK FOSSIL SENSI CLASSIC DOWNTOWN DOCKS PETRAIA

## Decor & Wall

POETRY COLORS POETRY DECOR WIDE&STYLE MINI WIDE&STYLE MINI VOL.2 PLAY CROSSROAD BRICK DO UP CHROME	POETRY STONE - SENSI ROMA - NATIVE ATLANTIS - BLEND - GHOST - LAB325 POETRY WOOD - ECO CHIC - DOLPHIN SOLERAS
---	--

## Out.20 20 mm

LAB325 TRENTO	
------------------	--

## Hardkoll

COLLANTI E SIGILLANTI ADHESIVES AND SEALANTS	
---	--

## Technical info

INFORMAZIONI TECNICHE	
-----------------------	--

# Ghost

## BOISERIE IVORY



6 mm

\* 120x280 nat. rett. **0008197** F 117,50


## BOISERIE GREY/IVORY



8,5 mm

60x120 nat. rett. **0004773** F 64,50

## BOISERIE GREY



\* 120x280 nat. rett. **0008199** F 117,50

## BOISERIE ROPE/IVORY



60x120 nat. rett. **0004772** F 64,50

## BOISERIE ROPE



\* 120x280 nat. rett. **0008198** F 117,50

## OASIS




\*\* 60x120 nat. rett. **0004903** F 64,50

\* Fino ad esaurimento scorte l'art. verrà consegnato nel formato 120x270 spessore 6 mm.  
The item will be delivered in size 120x270 (thickness 6 mm) while stocks last.


\*\* Articolo composto da pattern grafici diversi che non prevedono agganci tra loro e miscelati in modo casuale in fase di inscatolamento.  
Non si garantisce pertanto la presenza costante di tutti i soggetti all'interno delle confezioni.  
This article comes in several different versions with unconnected patterns that are mixed randomly at the time of packaging. There is therefore no guarantee that all patterns will be present in any individual box.

# Ghost


## OUT.20 R11 20 mm P.tech



90x90  $\oplus$  1  
GREY 20 R11 rett.  
**0004587** P.TECH F 94,50



90x90  $\oplus$  1  
ROPE 20 R11 rett.  
**0004588** P.TECH F 94,50



Per la serie completa vedi pag. 312  
For the complete collection see page 312

DECORI / DECORATIVE 8,5 mm		IVORY	GREY	ROPE	CLAY	SAGE	JADE	TAUPE
	MOS. QUADRETTI rett. 30x30 F 117,50 $\oplus$ 4	<b>0004904</b>	<b>0004906</b>	<b>0004905</b>	<b>0005079</b>	<b>0004908</b>	<b>0005080</b>	<b>0004907</b>
PEZZI SPECIALI / SPECIAL TRIMS 8,5 mm		IVORY	GREY	ROPE	CLAY	SAGE	JADE	TAUPE
	BATTISCOPA rett. 5,5x120 PZ 12,90 $\oplus$ 6	<b>0004774</b>	<b>0004784</b>	<b>0004783</b>	<b>0005069</b>	<b>0004786</b>	<b>0005070</b>	<b>0004785</b>
	GRADONE TOP rett. 32x120x4,5x2 PZ 198,90 $\oplus$ 1	<b>0004787</b>	<b>0004789</b>	<b>0004788</b>	<b>0005071</b>	<b>0004791</b>	<b>0005072</b>	<b>0004790</b>
	ANGOLARE TOP SX 32x120x4,5x2 PZ 228,50 $\oplus$ 1	<b>0004792</b>	<b>0004794</b>	<b>0004793</b>	<b>0005073</b>	<b>0004796</b>	<b>0005074</b>	<b>0004795</b>
	ANGOLARE TOP DX 32x120x4,5x2 PZ 228,50 $\oplus$ 1	<b>0004797</b>	<b>0004799</b>	<b>0004798</b>	<b>0005075</b>	<b>0004801</b>	<b>0005076</b>	<b>0004800</b>

### GRES PORCELLANATO A MASSA COLORATA FULL BODY COLORED PORCELAIN

Classificazione secondo norme UNI EN 14411 (ISO 13006) Allegato G-Gruppo Bla GL  
Classification in accordance with UNI EN 14411 (ISO 13006) Annex G-Group Bla GL



PROPRIETÀ FISICO-CHIMICHE PHYSICAL-CHEMICAL PROPERTIES	NORMA NORM	VALORE PRESCRITTO DALLE NORME VALUE PRESCRIBED FROM THE NORMS	* VAL. / VALUE GHOST NAT.	* VAL. / VALUE GHOST OUT.20 P.TECH
	B.C.R.A. C.A.	$\mu$ 0,19 SCIVOLOSITÀ PERICOLOSA - DANGEROUSLY SLIPPERY 0,20 < $\mu$ < 0,39 SCIVOLOSITÀ ECCESSIVA - EXCESSIVELY SLIPPERY 0,40 < $\mu$ < 0,74 ATTRITO SODDISFACENTE - SATISFACTORY GRIP $\mu$ 0,75 ATTRITO ECCELLENTE - EXCELLENT GRIP	> 0,40	> 0,40
	B.C.R.A. G.B.		> 0,40	> 0,40
RESISTENZA ALLO SCIVOLAMENTO SLIP RESISTANCE	ASTM C 1028 (S.C.O.F.)	SLIP RESISTANT (> 0,60)	> 0,60 DRY > 0,60 WET	> 0,60 DRY > 0,60 WET
	DIN 51130	IN FUNZIONE DELL'AMBIENTE O DELLA ZONA DI LAVORO BASING ON THE ENVIRONMENT OR THE WORKING AREA	R10	R11
	DIN 51097	-	A+B	A+B+C
	ANSI A 137-1:2012 (D.C.O.F.)	$\geq$ 0,42	> 0,42	> 0,42

\* Valori medi di produzione / Average production values

CONCRETE

# Index

## Projects

Stone	Marble	Concrete	Metal	Wood	Traditional	Decor & Wall
POETRY STONE ATLANTIS NATIVE ALPES ALPES RAW MONOLITH	SENSI ROMA SENSI 900 SENSI SIGNORIA SENSI GEMS SENSI UP	BLEND GHOST LAB325 CROSSROAD CHALK	INTERNO 9 WIDE INTERNO 9	POETRY WOOD ECO CHIC NEST CROSSROAD WOOD DOLPHIN SOLERAS	UNIKA RE-WORK FOSSIL SENSI CLASSIC DOWNTOWN DOCKS PETRAIA	POETRY COLORS POETRY DECOR WIDE&STYLE MINI WIDE&STYLE MINI VOL.2 PLAY CROSSROAD BRICK DO UP CHROME

## Out.20 20 mm

POETRY STONE - SENSI ROMA - NATIVE  
ATLANTIS - BLEND - GHOST - LAB325  
POETRY WOOD - ECO CHIC - DOLPHIN  
SOLERAS

## Out.30 30 mm

LAB325  
TRENTO

## Hardkoll

COLLANTI E SIGILLANTI  
ADHESIVES AND SEALANTS

## Technical info

INFORMAZIONI TECNICHE

# Ghost

## THE PERFECT COMBO


DALLA CONSULTAZIONE DELLA MATERIOTECA ABK, NASCE LA NUOVA SEZIONE DEDICATA AGLI ABBINAMENTI CHE VALORIZZANO LE SUPERFICI DELLE PRINCIPALI COLLEZIONI.

THE NEW SECTION EXPLORES THE DIFFERENT WAYS IN WHICH ABK MATERIALS CAN BE COORDINATED TO ENHANCE THE SURFACES OF THE MAIN COLLECTIONS.

	LAB325	INTERNO 9	NATIVE	POETRY WOOD	ECO CHIC
IVORY	PEARL	SILVER	FOG	MUD	AVANA
GREY	ASH	SILVER	ASH	OAK	NATURALE
ROPE	TAUPE	RUST	RED	OAK	AVANA
CLAY	PEARL	RUST	RED	ECRU	BROWN
SAGE	PEPPER	RUST	FOREST	GOLD	AVANA
JADE	ASH	RUST	ASH	ECRU	ALMOND
TAUPE	PEARL	PEARL	ASH	GOLD	ALMOND
CHROME					
WHITE					
BLACK					

# Ghost

CONCRETE



# Index

## Projects

<b>Stone</b>	POETRY STONE ATLANTIS NATIVE ALPES ALPES RAW MONOLITH
<b>Marble</b>	SENSI ROMA SENSI 900 SENSI SIGNORIA SENSI GEMS SENSI UP
<b>Concrete</b>	BLEND GHOST LAB325 CROSSROAD CHALK
<b>Metal</b>	INTERNO 9 WIDE INTERNO 9
<b>Wood</b>	POETRY WOOD ECO CHIC NEST CROSSROAD WOOD DOLPHIN SOLERAS
<b>Traditional</b>	UNIKA RE-WORK FOSSIL SENSI CLASSIC DOWNTOWN DOCKS PETRAIA
<b>Decor &amp; Wall</b>	POETRY COLORS POETRY DECOR WIDE&STYLE MINI WIDE&STYLE MINI VOL.2 PLAY CROSSROAD BRICK DO UP CHROME
<b>Out.20 20 mm</b>	POETRY STONE - SENSI ROMA - NATIVE ATLANTIS - BLEND - GHOST - LAB325 POETRY WOOD - ECO CHIC - DOLPHIN SOLERAS
<b>Out.30 30 mm</b>	LAB325 TRENTO
<b>Hardkoll</b>	COLLANTI E SIGILLANTI ADHESIVES AND SEALANTS
<b>Technical info</b>	INFORMAZIONI TECNICHE

CONCRETE

# Lab325

GRES PORCELLANATO TUTTA MASSA - UGL  
FULL BODY PORCELAIN - UGL

PEARL



ASH



TAUPE



PEPPER



**6 mm**

160x320 nat.  
120x280 nat.

**8,5 mm**

120x120 nat.  
60x120 nat.  
30x120 nat.  
80x80 nat.  
60x60 nat. / R11  
20x40 R11

**20 mm**

60x120 R11

**30 mm**

90x90 R11



# Index

## Projects

### Stone

POETRY STONE  
ATLANTIS  
NATIVE  
ALPES  
ALPES RAW  
MONOLITH

### Marble

SENSI ROMA  
SENSI 900  
SENSI SIGNORIA  
SENSI GEMS  
SENSI UP

### Concrete

BLEND  
GHOST  
LAB325  
CROSSROAD CHALK

### Metal

INTERNO 9 WIDE  
INTERNO 9

### Wood

POETRY WOOD  
ECO CHIC  
NEST  
CROSSROAD WOOD  
DOLPHIN  
SOLERAS

### Traditional

UNIKA  
RE-WORK  
FOSSIL  
SENSI CLASSIC  
DOWNTOWN  
DOCKS  
PETRAIA

### Decor & Wall

POETRY COLORS  
POETRY DECOR  
WIDE&STYLE MINI  
WIDE&STYLE MINI VOL.2  
PLAY  
CROSSROAD BRICK  
DO UP  
CHROME

### Out.20 20 mm

POETRY STONE - SENSI ROMA - NATIVE  
ATLANTIS - BLEND - GHOST - LAB325  
POETRY WOOD - ECO CHIC - DOLPHIN  
SOLERAS

### Out.30 30 mm

LAB325  
TRENTO

### Hardkoll

COLLANTI E SIGILLANTI  
ADHESIVES AND SEALANTS

### Technical info

INFORMAZIONI TECNICHE



# Lab325

## BASE PEARL

6 mm			
160x320	nat rett.	<b>0005378</b>	F 137,50
** 120x280	nat rett.	<b>0008652</b>	F 103,50
8,5 mm			
120x120	nat rett.	<b>0003059</b>	F 81,90
60x120	nat rett.	<b>0002607</b>	F 63,50
80x80	nat rett.	<b>0003063</b>	F 57,90
60x60	nat rett.	<b>0002693</b>	F 53,50

**ABKSTONE**

163,5x323 nat.	<b>0005377</b>	± 6 mm
163,5x323 nat.	<b>0005322</b>	± 12 mm
163,5x323 nat.	<b>0006251</b>	± 20 mm



## BASE ASH

6 mm			
160x320	nat rett.	<b>0003161</b>	F 137,50
** 120x280	nat rett.	<b>0008653</b>	F 103,50
8,5 mm			
120x120	nat rett.	<b>0003060</b>	F 81,90
60x120	nat rett.	<b>0002608</b>	F 63,50
80x80	nat rett.	<b>0003064</b>	F 57,90
60x60	nat rett.	<b>0002694</b>	F 53,50

**ABKSTONE**

163,5x323 nat.	<b>0003159</b>	± 6 mm
163,5x323 nat.	<b>0003781</b>	± 12 mm
163,5x323 nat.	<b>0006249</b>	± 20 mm



# Lab325

## BASE TAUPE

6 mm			
** 120x280	nat rett.	<b>0008654</b>	F 103,50
8,5 mm			
120x120	nat rett.	<b>0002587</b>	F 81,90
60x120	nat rett.	<b>0002609</b>	F 63,50
80x80	nat rett.	<b>0002613</b>	F 57,90
60x60	nat rett.	<b>0002695</b>	F 53,50


## BASE PEPPER

6 mm			
160x320	nat rett.	<b>0003162</b>	F 137,50
** 120x280	nat rett.	<b>0008655</b>	F 103,50
8,5 mm			
120x120	nat rett.	<b>0002588</b>	F 81,90
60x120	nat rett.	<b>0002610</b>	F 63,50
80x80	nat rett.	<b>0002614</b>	F 57,90
60x60	nat rett.	<b>0002696</b>	F 53,50

**ABKSTONE**

163,5x323 nat.	<b>0003160</b>	± 6 mm
163,5x323 nat.	<b>0005321</b>	± 12 mm
163,5x323 nat.	<b>0006250</b>	± 20 mm

\*\* Fino ad esaurimento scorte l' art. verrà consegnato nel formato 120x278 6 mm oppure 120x270 7 mm. The item will be delivered in sizes 120x278 (thickness 6 mm) or 120x270 (thickness 7 mm) while stocks last.



CONCRETE

# Index

## Projects

<b>Stone</b>	POETRY STONE ATLANTIS NATIVE ALPES ALPES RAW MONOLITH
<b>Marble</b>	SENSI ROMA SENSI 900 SENSI SIGNORIA SENSI GEMS SENSI UP
<b>Concrete</b>	BLEND GHOST LAB325 CROSSROAD CHALK
<b>Metal</b>	INTERNO 9 WIDE INTERNO 9
<b>Wood</b>	POETRY WOOD ECO CHIC NEST CROSSROAD WOOD DOLPHIN SOLERAS
<b>Traditional</b>	UNIKA RE-WORK FOSSIL SENSI CLASSIC DOWNTOWN DOCKS PETRAIA
<b>Decor &amp; Wall</b>	POETRY COLORS POETRY DECOR WIDE&STYLE MINI WIDE&STYLE MINI VOL.2 PLAY CROSSROAD BRICK DO UP CHROME
<b>Out.20 20 mm</b>	POETRY STONE - SENSI ROMA - NATIVE ATLANTIS - BLEND - GHOST - LAB325 POETRY WOOD - ECO CHIC - DOLPHIN SOLERAS
<b>Out.30 30 mm</b>	LAB325 TRENTO
<b>Hardkoll</b>	COLLANTI E SIGILLANTI ADHESIVES AND SEALANTS
<b>Technical info</b>	INFORMAZIONI TECNICHE

# Lab325

## FORM PEARL

8,5 mm

60x120 nat rett. **0002627** F 67,50



## FORM ASH

8,5 mm

60x120 nat rett. **0002628** F 67,50



## METAL ASH

8,5 mm

60x120 nat rett. **0002675** F 67,50



## FORM PEPPER

8,5 mm

60x120 nat rett. **0002630** F 67,50



## FORM TAUPE

8,5 mm

60x120 nat rett. **0002629** F 67,50



## METAL TAUPE

8,5 mm

60x120 nat rett. **0002676** F 67,50



## MATITE ALLUMINIO - ALUMINIUM STRIPS

Articoli realizzati in alluminio anodizzato per l'uso a parete, adatti a raccordare piastrelle di diverso spessore (8,5/7/6 mm). Avvertenze per la posa e la pulizia a pag. 330  
Anodized Aluminium strips for use between wall tiles of different thicknesses (8,5/7/6 mm). Instructions for installation and cleaning page. 330



MATITA ALLUMINIO 0,5x120  4  
Parte superiore arrotondata / Rounded top.

 **MATITA ALLUMINIO**  
**0000086** PZ 24,50

Parte superiore arrotondata e colorata con resine acriliche.  
Rounded top colored with acrylic resins.

 **MATITA ALLUM. ORO**  
**0008535** PZ 32,50

 **MATITA ALLUM. RAME SCURO**  
**0008534** PZ 32,50

 **MATITA ALLUM. WHITE**  
**0000087** PZ 32,50

 **MATITA ALLUM. TERRACOTTA**  
**0008530** PZ 32,50

 **MATITA ALLUM. BLU**  
**0008532** PZ 32,50

 **MATITA ALLUM. VERDE**  
**0008531** PZ 32,50

 **MATITA ALLUM. ARDESIA**  
**0008533** PZ 32,50

 **MATITA ALLUM. BLACK**  
**0000088** PZ 32,50



MATITA ALLUMINIO 0,5x120  4  
Parte superiore piatta colorata in bagno galvanico / Flat top colored in galvanic bath.


 **MATITA ALLUM. BRONZO**  
**0000557** PZ 40,50

 **MATITA ALLUM. RAME**  
**0000556** PZ 40,50


# Lab325

## OUTDOOR R11 8,5 mm




60x60  3  
BASE PEARL R11 rett. P3  
**0003008** F 56,50




20x40  15  
FORM ASH R11 nat. **0002679** F 37,50




60x60  3  
BASE ASH R11 rett. P3  
**0003009** F 56,50



20x40  15  
FORM TAUPE R11 nat. **0002680** F 37,50


## OUT.20 R11 20 mm P.tech




60x120  1  
BASE ASH R11 rett. **0002705** P.TECH F 89,90



60x120  1  
BASE TAUPE R11 rett. **0002706** P.TECH F 89,90




60x120  1  
FORM ASH R11 rett. **0002703** P.TECH F 89,90




60x120  1  
FORM TAUPE R11 rett. **0002704** P.TECH F 89,90

Per la serie completa vedi pag. 313  
For the complete collection see page 313

## OUT.30 R11 30 mm



90x90  1  
BASE TAUPE 30 R11 rett. **0009231** F 144,90



90x90  1  
BASE PEPPER 30 R11 rett. **0009232** F 144,90

Per la serie completa vedi pag. 318  
For the complete collection see page 318

CONCRETE

# Index

## Projects

### Stone

POETRY STONE  
ATLANTIS  
NATIVE  
ALPES  
ALPES RAW  
MONOLITH

### Marble

SENSI ROMA  
SENSI 900  
SENSI SIGNORIA  
SENSI GEMS  
SENSI UP

### Concrete

BLEND  
GHOST  
LAB325  
CROSSROAD CHALK

### Metal

INTERNO 9 WIDE  
INTERNO 9

### Wood

POETRY WOOD  
ECO CHIC  
NEST  
CROSSROAD WOOD  
DOLPHIN  
SOLERAS

## Traditional

UNIKA  
RE-WORK  
FOSSIL  
SENSI CLASSIC  
DOWNTOWN  
DOCKS  
PETRAIA

## Decor & Wall

POETRY COLORS  
POETRY DECOR  
WIDE&STYLE MINI  
WIDE&STYLE MINI VOL.2  
PLAY  
CROSSROAD BRICK  
DO UP  
CHROME

## Out.20 20 mm

POETRY STONE - SENSI ROMA - NATIVE  
ATLANTIS - BLEND - GHOST - LAB325  
POETRY WOOD - ECO CHIC - DOLPHIN  
SOLERAS

## Out.30 30 mm

LAB325  
TRENTO

## Hardkoll

COLLANTI E SIGILLANTI  
ADHESIVES AND SEALANTS

## Technical info

INFORMAZIONI TECNICHE

# Lab325

DECORI / DECORATIVE 8,5 mm	BASE PEARL	BASE ASH	BASE TAUPE	BASE PEPPER																																				
<table border="1"> <tr><td>A</td><td colspan="2">SLIM PACK mix sizes rett.</td><td>Pcs/box: 1 ☉ = 0,54 mq</td></tr> <tr><td>B</td><td>C</td><td>F 113,50</td><td>A 7,5x60 ☉ 4</td></tr> <tr><td>D</td><td>D</td><td></td><td>B 7,5x40 ☉ 4</td></tr> <tr><td>E</td><td>F</td><td></td><td>C 7,5x20 ☉ 4</td></tr> <tr><td>G</td><td>H</td><td></td><td>D 7,5x30 ☉ 4</td></tr> <tr><td></td><td></td><td></td><td>E 7,5x40 Diagonale Sx ☉ 1</td></tr> <tr><td></td><td></td><td></td><td>F 7,5x20 Diagonale Dx ☉ 1</td></tr> <tr><td></td><td></td><td></td><td>G 7,5x20 Diagonale Sx ☉ 1</td></tr> <tr><td></td><td></td><td></td><td>H 7,5x40 Diagonale Dx ☉ 1</td></tr> </table>	A	SLIM PACK mix sizes rett.		Pcs/box: 1 ☉ = 0,54 mq	B	C	F 113,50	A 7,5x60 ☉ 4	D	D		B 7,5x40 ☉ 4	E	F		C 7,5x20 ☉ 4	G	H		D 7,5x30 ☉ 4				E 7,5x40 Diagonale Sx ☉ 1				F 7,5x20 Diagonale Dx ☉ 1				G 7,5x20 Diagonale Sx ☉ 1				H 7,5x40 Diagonale Dx ☉ 1	0002885	0002886	0002887	0002888
A	SLIM PACK mix sizes rett.		Pcs/box: 1 ☉ = 0,54 mq																																					
B	C	F 113,50	A 7,5x60 ☉ 4																																					
D	D		B 7,5x40 ☉ 4																																					
E	F		C 7,5x20 ☉ 4																																					
G	H		D 7,5x30 ☉ 4																																					
			E 7,5x40 Diagonale Sx ☉ 1																																					
			F 7,5x20 Diagonale Dx ☉ 1																																					
			G 7,5x20 Diagonale Sx ☉ 1																																					
			H 7,5x40 Diagonale Dx ☉ 1																																					

PEZZI SPECIALI / SPECIAL TRIMS 8,5 mm	BASE PEARL	BASE ASH	BASE TAUPE	BASE PEPPER
 BATTISCOPA 5,5x60 PZ 9,50 ☉ 10	0002889	0002890	0002891	0002892
 BATTISCOPA 5,5x80 PZ 10,90 ☉ 8	0003075	0003076	0002681	0002682
 GRADONE TOP rett. 32x120x4,5x2 PZ 198,90 ☉ 1	0003077	0003078	0002683	0002684
 ANGOLARE TOP SX 32x120x4,5x2 PZ 228,50 ☉ 1	0003079	0003080	0002685	0002686
 ANGOLARE TOP DX 32x120x4,5x2 PZ 228,50 ☉ 1	0003081	0003082	0002687	0002688
		FORM ASH	FORM TAUPE	
 ELEM. L. MONOLITICO R11 15x30x3,5 PZ 17,50 ☉ 8	-	0003574	0003575	-

## GRES PORCELLANATO TUTTA MASSA FULL BODY PORCELAIN

Classificazione secondo norme UNI EN 14411 (ISO 13006) Allegato G-Gruppo Bla UGL  
Classification in accordance with UNI EN 14411 (ISO 13006) Annex G-Group Bla UGL



PROPRIETÀ FISICO-CHIMICHE PHYSICAL-CHEMICAL PROPERTIES	NORMA NORM	VALORE PRESCRITTO DALLE NORME VALUE PRESCRIBED FROM THE NORMS	*VAL. / VALUE LAB325 NAT.	*VAL. / VALUE LAB325 OUTDOOR/ OUT.20 P.TECH OUT.30
RESISTENZA ALLO SCIVOLAMENTO SLIP RESISTANCE	B.C.R.A. C.A.	μ 0,19 SCIVOLOSITÀ PERICOLOSA - DANGEROUSLY SLIPPERY 0,20 < μ < 0,39 SCIVOLOSITÀ ECCESSIVA - EXCESSIVELY SLIPPERY 0,40 < μ < 0,74 ATTRITO SODDISFACENTE - SATISFACTORY GRIP μ 0,75 ATTRITO ECCELLENTE - EXCELLENT GRIP	> 0,40	> 0,40
	B.C.R.A. G.B.		> 0,40	> 0,40
	ASTM C 1028 [S.C.O.F.]	SLIP RESISTANT (> 0,60)	> 0,60 DRY	> 0,60 DRY
	DIN 51130	IN FUNZIONE DELL'AMBIENTE O DELLA ZONA DI LAVORO BASING ON THE ENVIRONMENT OR THE WORKING AREA	R10	R11
	DIN 51097	-	A+B	A+B+C
ANSI A 137-1:2012 [D.C.O.F.]		≥ 0,42	> 0,42	> 0,42

\* Valori medi di produzione / Average production values

## P. tech ON DEMAND

La tecnologia P.TECH migliora le performance anti-scivolo dei pavimenti, mantenendo inalterati i valori di resistenza meccanica del gres porcellanato, con una finitura estremamente piacevole al tatto e facile da pulire.  
LAB325 in finitura P.TECH, nei formati 60x120, 120x120 e 80x80, può essere fornita su richiesta con un ordine soggetto a lotto minimo di produzione.


The innovative P.TECH technology which improves the slip resistance of floors while delivering the renowned mechanical strength of porcelain tiles and a finish that is both extremely pleasant to the touch and easy to clean.  
LAB325 in P.TECH finish, in the 60x120, 120x120 and 80x80 sizes, can be supplied on request with an order subject to a minimum production batch.

# Lab325

## THE PERFECT COMBO

DALLA CONSULTAZIONE DELLA MATERIOTECA ABK, NASCE LA NUOVA SEZIONE DEDICATA AGLI ABBINAMENTI CHE VALORIZZANO LE SUPERFICI DELLE PRINCIPALI COLLEZIONI.

THE NEW SECTION EXPLORES THE DIFFERENT WAYS IN WHICH ABK MATERIALS CAN BE COORDINATED TO ENHANCE THE SURFACES OF THE MAIN COLLECTIONS.



CONCRETE

# Index

## Projects

Stone	POETRY STONE ATLANTIS NATIVE ALPES ALPES RAW MONOLITH
Marble	SENSI ROMA SENSI 900 SENSI SIGNORIA SENSI GEMS SENSI UP
Concrete	BLEND GHOST LAB325 CROSSROAD CHALK
Metal	INTERNO 9 WIDE INTERNO 9
Wood	POETRY WOOD ECO CHIC NEST CROSSROAD WOOD DOLPHIN SOLERAS
Traditional	UNIKA RE-WORK FOSSIL SENSI CLASSIC DOWNTOWN DOCKS PETRAIA

## Decor & Wall

POETRY COLORS POETRY DECOR WIDE&STYLE MINI WIDE&STYLE MINI VOL.2 PLAY CROSSROAD BRICK DO UP CHROME	POETRY STONE - SENSI ROMA - NATIVE ATLANTIS - BLEND - GHOST - LAB325 POETRY WOOD - ECO CHIC - DOLPHIN SOLERAS
---	--

## Out.20 20 mm

LAB325 TRENTO	
------------------	--

## Out.30 30 mm



COLLANTI E SIGILLANTI ADHESIVES AND SEALANTS	
---	--

## Hardkoll

INFORMAZIONI TECNICHE	
-----------------------	--

## Technical info

--	--




CONCRETE

# Crossroad Chalk

GRES PORCELLANATO TUTTA MASSA - UGL  
FULL BODY PORCELAIN - UGL


WHITE



SAND



GREY



SMOKE



COAL



6 mm

160x320 nat.  
120x280 nat.

8,5 mm

120x120 nat.  
60x120 nat.  
80x80 nat.



# Index

## Projects

### Stone

POETRY STONE  
ATLANTIS  
NATIVE  
ALPES  
ALPES RAW  
MONOLITH

### Marble

SENSI ROMA  
SENSI 900  
SENSI SIGNORIA  
SENSI GEMS  
SENSI UP

### Concrete

BLEND  
GHOST  
LAB325  
CROSSROAD CHALK

### Metal

INTERNO 9 WIDE  
INTERNO 9

### Wood

POETRY WOOD  
ECO CHIC  
NEST  
CROSSROAD WOOD  
DOLPHIN  
SOLERAS

### Traditional

UNIKA  
RE-WORK  
FOSSIL  
SENSI CLASSIC  
DOWNTOWN  
DOCKS  
PETRAIA

### Decor & Wall

POETRY COLORS  
POETRY DECOR  
WIDE&STYLE MINI  
WIDE&STYLE MINI VOL.2  
PLAY  
CROSSROAD BRICK  
DO UP  
CHROME

### Out.20 20 mm

POETRY STONE - SENSI ROMA - NATIVE  
ATLANTIS - BLEND - GHOST - LAB325  
POETRY WOOD - ECO CHIC - DOLPHIN  
SOLERAS

### Out.30 30 mm

LAB325  
TRENTO

### Hardkoll

COLLANTI E SIGILLANTI  
ADHESIVES AND SEALANTS

### Technical info

INFORMAZIONI TECNICHE

# Crossroad Chalk

## WHITE

6 mm			
** 120x280	nat rett.	<b>0008718</b>	F 103,50
8,5 mm			
120x120	nat rett.	<b>0000520</b>	F 81,90
60x120	nat rett.	<b>0001207</b>	F 63,50
80x80	nat rett.	<b>0000508</b>	F 57,90



## SAND

6 mm			
* 160x320	nat rett.	<b>0000491</b>	F 137,50
** 120x280	nat rett.	<b>0008719</b>	F 103,50
8,5 mm			
120x120	nat rett.	<b>0000521</b>	F 81,90
60x120	nat rett.	<b>0001208</b>	F 63,50
80x80	nat rett.	<b>0000509</b>	F 57,90



# Crossroad Chalk

## GREY

6 mm			
** 120x280	nat rett.	<b>0008278</b>	F 103,50
8,5 mm			
120x120	nat rett.	<b>0000523</b>	F 81,90
60x120	nat rett.	<b>0001210</b>	F 63,50
80x80	nat rett.	<b>0000511</b>	F 57,90



## SMOKE

6 mm			
** 120x280	nat rett.	<b>0008277</b>	F 103,50
8,5 mm			
120x120	nat rett.	<b>0000522</b>	F 81,90
60x120	nat rett.	<b>0001209</b>	F 63,50
80x80	nat rett.	<b>0000510</b>	F 57,90



\* Fino ad esaurimento scorte l' art. verrà consegnato a spessore 7 mm. The item will be delivered in a 7 mm thickness while stocks last.

\*\* Fino ad esaurimento scorte l' art. verrà consegnato nel formato 120x278 6 mm oppure 120x240 7 mm. The item will be delivered in sizes 120x278 (thickness 6 mm) or 120x240 (thickness 7 mm) while stocks last.

CONCRETE

# Index

## Projects

<b>Stone</b>	POETRY STONE ATLANTIS NATIVE ALPES ALPES RAW MONOLITH
<b>Marble</b>	SENSI ROMA SENSI 900 SENSI SIGNORIA SENSI GEMS SENSI UP
<b>Concrete</b>	BLEND GHOST LAB325 CROSSROAD CHALK
<b>Metal</b>	INTERNO 9 WIDE INTERNO 9
<b>Wood</b>	POETRY WOOD ECO CHIC NEST CROSSROAD WOOD DOLPHIN SOLERAS
<b>Traditional</b>	UNIKA RE-WORK FOSSIL SENSI CLASSIC DOWNTOWN DOCKS PETRAIA
<b>Decor &amp; Wall</b>	POETRY COLORS POETRY DECOR WIDE&STYLE MINI WIDE&STYLE MINI VOL.2 PLAY CROSSROAD BRICK DO UP CHROME
<b>Out.20</b> 20 mm	POETRY STONE - SENSI ROMA - NATIVE ATLANTIS - BLEND - GHOST - LAB325 POETRY WOOD - ECO CHIC - DOLPHIN SOLERAS
<b>Out.30</b> 30 mm	LAB325 TRENTO
<b>Hardkoll</b>	COLLANTI E SIGILLANTI ADHESIVES AND SEALANTS
<b>Technical info</b>	INFORMAZIONI TECNICHE

# Crossroad Chalk

## COAL

6 mm			
* 160x320	nat rett.	<b>0000494</b>	F 137,50
** 120x280	nat rett.	<b>0008279</b>	F 103,50
8,5 mm			
120x120	nat rett.	<b>0000524</b>	F 81,90
60x120	nat rett.	<b>0001211</b>	F 63,50
80x80	nat rett.	<b>0000512</b>	F 57,90



\* Fino ad esaurimento scorte l' art. verrà consegnato a spessore 7 mm. The item will be delivered in a 7 mm thickness while stocks last.

\*\* Fino ad esaurimento scorte l' art. verrà consegnato nel formato 120x278 6 mm oppure 120x240 7 mm. The item will be delivered in sizes 120x278 (thickness 6 mm) or 120x240 (thickness 7 mm) while stocks last.

# Crossroad Chalk

DECORI / DECORATIVE			WHITE	SAND	GREY	SMOKE	CONCRETE	COAL
	MOS GEM 30x34 rett. F 241,50	<b>8,5 mm</b> ⊗ 5	<b>0000578</b>	<b>0000579</b>	<b>0000581</b>	<b>0000580</b>		<b>0000582</b>
	TRAPEZIO 60x30x30 rett. F 195,50	<b>7 mm</b> ⊗ 4 = 0,46 MQ	<b>0000526</b>	<b>0000527</b>	<b>0000529</b>	<b>0000528</b>		-
	ROMBO 30 30x30 rett. F 195,50	<b>7 mm</b> ⊗ 7 = 0,54 MQ	<b>0000532</b>	<b>0000533</b>	<b>0000535</b>	-		<b>0000536</b>

PEZZI SPECIALI / SPECIAL TRIMS			WHITE	SAND	GREY	SMOKE	COAL
	* BATTISCOPIA 5,5x80 PZ 10,90	<b>8,5 mm</b> ⊗ 8	<b>0001212</b>	<b>0001213</b>	<b>0001215</b>	<b>0001214</b>	<b>0001216</b>
	GRADONE TOP rett. 32x120x4,5x2 PZ 198,90	<b>8,5 mm</b> ⊗ 1	<b>0001217</b>	<b>0001218</b>	<b>0001220</b>	<b>0001219</b>	<b>0001221</b>
	ANGOLARE TOP SX 32x120x4,5x2 PZ 228,50	<b>8,5 mm</b> ⊗ 1	<b>0001222</b>	<b>0001223</b>	<b>0001225</b>	<b>0001224</b>	<b>0001226</b>
	ANGOLARE TOP DX 32x120x4,5x2 PZ 228,50	<b>8,5 mm</b> ⊗ 1	<b>0001227</b>	<b>0001228</b>	<b>0001230</b>	<b>0001229</b>	<b>0001231</b>

\* Fino ad esaurimento scorte l' art. verrà consegnato a spessore 7 mm. The item will be delivered in a 7 mm thickness while stocks last.

## MATITE ALLUMINIO - ALUMINIUM STRIPS

Articoli realizzati in alluminio anodizzato per l'uso a parete, adatti a raccordare piastrelle di diverso spessore (8,5/7/6 mm). Avvertenze per la posa e la pulizia a pag. 330  
Anodized Aluminium strips for use between wall tiles of different thicknesses (8,5/7/6 mm). Instructions for installation and cleaning page. 330

	MATITA ALLUM. WHITE <b>000087</b>	PZ 32,50
MATITA ALLUMINIO 0,5x120 ⊗ 4 Parte superiore arrotondata / Rounded top.	MATITA ALLUM. TERRACOTTA <b>0008530</b>	PZ 32,50
	MATITA ALLUM. BLU <b>0008532</b>	PZ 32,50
MATITA ALLUMINIO <b>000086</b>	MATITA ALLUM. VERDE <b>0008531</b>	PZ 32,50
Parte superiore arrotondata e colorata con resine acriliche. Rounded top colored with acrylic resins.	MATITA ALLUM. ARDESIA <b>0008533</b>	PZ 32,50
	MATITA ALLUM. ORO <b>0008535</b>	PZ 32,50
	MATITA ALLUM. RAME <b>0000557</b>	PZ 40,50
	MATITA ALLUM. RAME SCURO <b>0008534</b>	PZ 32,50
	MATITA ALLUM. RAME <b>0000556</b>	PZ 40,50
	MATITA ALLUM. BLACK <b>000088</b>	PZ 32,50

## GRES PORCELLANATO TUTTA MASSA FULL BODY PORCELAIN

Classificazione secondo norme UNI EN 14411 (ISO 13006) Allegato G-Gruppo Bla UGL  
Classification in accordance with UNI EN 14411 (ISO 13006) Annex G-Group Bla UGL



PROPRIETÀ FISICO-CHIMICHE PHYSICAL-CHEMICAL PROPERTIES	NORMA NORM	VALORE PRESCRITTO DALLE NORME VALUE PRESCRIBED FROM THE NORMS	* VAL. / VALUE CROSSROAD CHALK NAT.
RESISTENZA ALLO SCIVOLAMENTO SLIP RESISTANCE	B.C.R.A. C.A.	μ 0,19 SCIVOLOSITÀ PERICOLOSA - DANGEROUSLY SLIPPERY 0,20 < μ < 0,39 SCIVOLOSITÀ ECCESSIVA - EXCESSIVELY SLIPPERY 0,40 < μ < 0,74 ATTRITO SODDISFACENTE - SATISFACTORY GRIP μ 0,75 ATTRITO ECCELLENTE - EXCELLENT GRIP	> 0,40
	B.C.R.A. G.B.		> 0,40
RESISTENZA ALLO SCIVOLAMENTO SLIP RESISTANCE	ASTM C 1028 [S.C.O.F.]	SLIP RESISTANT (> 0,60)	> 0,60 DRY > 0,60 WET
	DIN 51130	IN FUNZIONE DELL'AMBIENTE O DELLA ZONA DI LAVORO BASING ON THE ENVIRONMENT OR THE WORKING AREA	R10
	DIN 51097	-	A+B
	ANSI A 137-1:2012 [D.C.O.F.]	≥ 0,42	> 0,42

\* Valori medi di produzione / Average production values

# Index

## Projects

<b>Stone</b>	POETRY STONE ATLANTIS NATIVE ALPES ALPES RAW MONOLITH
<b>Marble</b>	SENSI ROMA SENSI 900 SENSI SIGNORIA SENSI GEMS SENSI UP
<b>Concrete</b>	BLEND GHOST LAB325 CROSSROAD CHALK
<b>Metal</b>	INTERNO 9 WIDE INTERNO 9
<b>Wood</b>	POETRY WOOD ECO CHIC NEST CROSSROAD WOOD DOLPHIN SOLERAS

## Traditional

UNIKA RE-WORK FOSSIL SENSI CLASSIC DOWNTOWN DOCKS PETRAIA
---

## Decor & Wall

POETRY COLORS POETRY DECOR WIDE&STYLE MINI WIDE&STYLE MINI VOL.2 PLAY CROSSROAD BRICK DO UP CHROME
---

## Out.20 20 mm

POETRY STONE - SENSI ROMA - NATIVE ATLANTIS - BLEND - GHOST - LAB325 POETRY WOOD - ECO CHIC - DOLPHIN SOLERAS
--

## Out.30 30 mm

LAB325 TRENTO
------------------

## Hardkoll

COLLANTI E SIGILLANTI ADHESIVES AND SEALANTS
---

## Technical info


INFORMAZIONI TECNICHE
-----------------------

# Crossroad Chalk

## THE PERFECT COMBO

DALLA CONSULTAZIONE DELLA MATERIOTECA ABK, NASCE LA NUOVA SEZIONE DEDICATA AGLI ABBINAMENTI CHE VALORIZZANO LE SUPERFICI DELLE PRINCIPALI COLLEZIONI.

THE NEW SECTION EXPLORES THE DIFFERENT WAYS IN WHICH ABK MATERIALS CAN BE COORDINATED TO ENHANCE THE SURFACES OF THE MAIN COLLECTIONS.



# Crossroad Chalk

CONCRETE



# Index

## Projects

<b>Stone</b>	POETRY STONE ATLANTIS NATIVE ALPES ALPES RAW MONOLITH
<b>Marble</b>	SENSI ROMA SENSI 900 SENSI SIGNORIA SENSI GEMS SENSI UP
<b>Concrete</b>	BLEND GHOST LAB325 CROSSROAD CHALK
<b>Metal</b>	INTERNO 9 WIDE INTERNO 9
<b>Wood</b>	POETRY WOOD ECO CHIC NEST CROSSROAD WOOD DOLPHIN SOLERAS
<b>Traditional</b>	UNIKA RE-WORK FOSSIL SENSI CLASSIC DOWNTOWN DOCKS PETRAIA
<b>Decor &amp; Wall</b>	POETRY COLORS POETRY DECOR WIDE&STYLE MINI WIDE&STYLE MINI VOL.2 PLAY CROSSROAD BRICK DO UP CHROME
<b>Out.20 20 mm</b>	POETRY STONE - SENSI ROMA - NATIVE ATLANTIS - BLEND - GHOST - LAB325 POETRY WOOD - ECO CHIC - DOLPHIN SOLERAS
<b>Out.30 30 mm</b>	LAB325 TRENTO
<b>Hardkoll</b>	COLLANTI E SIGILLANTI ADHESIVES AND SEALANTS
<b>Technical info</b>	INFORMAZIONI TECNICHE

METAL

# Interno 9

GRES PORCELLANATO A MASSA COLORATA  
FULL BODY COLORED PORCELAIN

WIDE  
RUST



**6 mm**  
160x320 nat.  
120x280 nat.

WIDE  
DARK



**8,5 mm**  
120x120 nat.  
80x160 nat.  
80x80 nat.


WIDE  
SILVER



WIDE  
PEARL



RUST



**8,5 mm**  
60x120 nat. / lapp.  
30x120 nat. / lapp.  
60x60 nat. / lapp.  
30x60 nat.

MUD



DUNE




DARK



SILVER



PEARL



# Index

## Projects

### Stone

POETRY STONE  
ATLANTIS  
NATIVE  
ALPES  
ALPES RAW  
MONOLITH

### Marble

SENSI ROMA  
SENSI 900  
SENSI SIGNORIA  
SENSI GEMS  
SENSI UP

### Concrete

BLEND  
GHOST  
LAB325  
CROSSROAD CHALK

### Metal

INTERNO 9 WIDE  
INTERNO 9

### Wood

POETRY WOOD  
ECO CHIC  
NEST  
CROSSROAD WOOD  
DOLPHIN  
SOLERAS

### Traditional

UNIKA  
RE-WORK  
FOSSIL  
SENSI CLASSIC  
DOWNTOWN  
DOCKS  
PETRAIA

### Decor & Wall

POETRY COLORS  
POETRY DECOR  
WIDE&STYLE MINI  
WIDE&STYLE MINI VOL.2  
PLAY  
CROSSROAD BRICK  
DO UP  
CHROME

### Out.20 20 mm

POETRY STONE - SENSI ROMA - NATIVE  
ATLANTIS - BLEND - GHOST - LAB325  
POETRY WOOD - ECO CHIC - DOLPHIN  
SOLERAS

### Out.30 30 mm

LAB325  
TRENTO

### Hardkoll

COLLANTI E SIGILLANTI  
ADHESIVES AND SEALANTS

### Technical info

INFORMAZIONI TECNICHE



## Interno 9 wide

### RUST

#### 6 mm

160x320	nat rett.	<b>0000299</b>	F 131,50
---------	-----------	----------------	----------

120x280	nat rett.	<b>0008649</b>	F 98,50
---------	-----------	----------------	---------

#### 8,5 mm

120x120	nat rett.	<b>0000314</b>	F 79,90
---------	-----------	----------------	---------

80x160	nat rett.	<b>0000305</b>	F 89,50
--------	-----------	----------------	---------

80x80	nat rett.	<b>0000308</b>	F 55,50
-------	-----------	----------------	---------

### ABKSTONE

163,5x323 nat.	<b>0000296</b>	⊗ 6 mm
----------------	----------------	--------

163,5x323 nat.	<b>0003779</b>	⊗ 12 mm
----------------	----------------	---------



### DARK

#### 6 mm

160x320	nat rett.	<b>0000300</b>	F 131,50
---------	-----------	----------------	----------

120x280	nat rett.	<b>0008650</b>	F 98,50
---------	-----------	----------------	---------

#### 8,5 mm

120x120	nat rett.	<b>0000315</b>	F 79,90
---------	-----------	----------------	---------

80x160	nat rett.	<b>0000306</b>	F 89,50
--------	-----------	----------------	---------

80x80	nat rett.	<b>0000309</b>	F 55,50
-------	-----------	----------------	---------

### ABKSTONE

163,5x323 nat.	<b>0000297</b>	⊗ 6 mm
----------------	----------------	--------

163,5x323 nat.	<b>0005319</b>	⊗ 12 mm
----------------	----------------	---------



## Interno 9 wide

### SILVER

#### 6 mm

160x320	nat rett.	<b>0000301</b>	F 131,50
---------	-----------	----------------	----------

120x280	nat rett.	<b>0008651</b>	F 98,50
---------	-----------	----------------	---------

#### 8,5 mm

120x120	nat rett.	<b>0000316</b>	F 79,90
---------	-----------	----------------	---------

80x160	nat rett.	<b>0000307</b>	F 89,50
--------	-----------	----------------	---------

80x80	nat rett.	<b>0000310</b>	F 55,50
-------	-----------	----------------	---------

### ABKSTONE

163,5x323 nat.	<b>0000298</b>	⊗ 6 mm
----------------	----------------	--------

163,5x323 nat.	<b>0005320</b>	⊗ 12 mm
----------------	----------------	---------



### PEARL

#### 6 mm

120x280	nat rett.	<b>0008269</b>	F 98,50
---------	-----------	----------------	---------

#### 8,5 mm

120x120	nat rett.	<b>0000630</b>	F 79,90
---------	-----------	----------------	---------

80x160	nat rett.	<b>0000627</b>	F 89,50
--------	-----------	----------------	---------

80x80	nat rett.	<b>0000628</b>	F 55,50
-------	-----------	----------------	---------



METAL

# Index

## Projects

### Stone

POETRY STONE  
ATLANTIS  
NATIVE  
ALPES  
ALPES RAW  
MONOLITH

### Marble

SENSI ROMA  
SENSI 900  
SENSI SIGNORIA  
SENSI GEMS  
SENSI UP

### Concrete

BLEND  
GHOST  
LAB325  
CROSSROAD CHALK

### Metal

INTERNO 9 WIDE  
INTERNO 9

### Wood

POETRY WOOD  
ECO CHIC  
NEST  
CROSSROAD WOOD  
DOLPHIN  
SOLERAS

## Traditional

UNIKA  
RE-WORK  
FOSSIL  
SENSI CLASSIC  
DOWNTOWN  
DOCKS  
PETRAIA

## Decor & Wall

POETRY COLORS  
POETRY DECOR  
WIDE&STYLE MINI  
WIDE&STYLE MINI VOL.2  
PLAY  
CROSSROAD BRICK  
DO UP  
CHROME

### Out.20 20 mm

POETRY STONE - SENSI ROMA - NATIVE  
ATLANTIS - BLEND - GHOST - LAB325  
POETRY WOOD - ECO CHIC - DOLPHIN  
SOLERAS

### Out.30 30 mm

LAB325  
TRENTO

## Hardkoll

COLLANTI E SIGILLANTI  
ADHESIVES AND SEALANTS

## Technical info

INFORMAZIONI TECNICHE

# Interno 9 wide

## MATITE ALLUMINIO - ALUMINIUM STRIPS

Articoli realizzati in alluminio anodizzato per l'uso a parete, adatti a raccordare piastrelle di diverso spessore (8,5/7/6 mm). Avvertenze per la posa e la pulizia a pag. 330  
Anodized Aluminium strips for use between wall tiles of different thicknesses (8,5/7/6 mm). Instructions for installation and cleaning page. 330

	MATITA ALLUM. WHITE <b>000087</b> PZ 32,50		MATITA ALLUMINIO 0,5x120  Parte superiore arrotondata / Rounded top.
	MATITA ALLUM. TERRACOTTA <b>0008530</b> PZ 32,50		MATITA ALLUMINIO 0,5x120  Parte superiore piatta colorata in bagno galvanico / Flat top colored in galvanic bath.
	MATITA ALLUM. BLU <b>0008532</b> PZ 32,50		MATITA ALLUM. BRONZO <b>0000557</b> PZ 40,50
	MATITA ALLUM. VERDE <b>0008531</b> PZ 32,50		MATITA ALLUM. RAME <b>0000556</b> PZ 40,50
	MATITA ALLUM. ORO <b>0008535</b> PZ 32,50		MATITA ALLUM. ARDESIA <b>0008533</b> PZ 32,50
	MATITA ALLUM. RAME SCURO <b>0008534</b> PZ 32,50		MATITA ALLUM. BLACK <b>000088</b> PZ 32,50

DECORI / DECORATIVE 7 mm	RUST	DARK	SILVER	PEARL
 MOS. VERSUS 30x29 F 290,50 	<b>0000961</b>	<b>0000962</b>	<b>0000963</b>	<b>0000964</b>
PEZZI SPECIALI / SPECIAL TRIMS 8,5 mm	RUST	DARK	SILVER	PEARL
 * BATTISCOPA 5,5x80 PZ 10,90 	<b>0000720</b>	<b>0000721</b>	<b>0000722</b>	<b>0000723</b>
 GRADONE TOP rett. 32x120x4,5x2 PZ 198,90 	<b>0000724</b>	<b>0000725</b>	<b>0000726</b>	<b>0000727</b>
 ANGOLARE TOP SX 32x120x4,5x2 PZ 228,50 	<b>0000763</b>	<b>0000764</b>	<b>0000765</b>	<b>0000766</b>
 ANGOLARE TOP DX 32x120x4,5x2 PZ 228,50 	<b>0000767</b>	<b>0000768</b>	<b>0000769</b>	<b>0000770</b>

\* Fino ad esaurimento scorte l' art. verrà consegnato a spessore 7 mm. The item will be delivered 7 mm thick while stocks last.

## GRES PORCELLANATO A MASSA COLORATA FULL BODY COLORED PORCELAIN

Classificazione secondo norme UNI EN 14411 (ISO 13006) Allegato G-Gruppo Bla GL  
Classification in accordance with UNI EN 14411 (ISO 13006) Annex G-Group Bla GL



PROPRIETÀ FISICO-CHIMICHE PHYSICAL-CHEMICAL PROPERTIES	NORMA NORM	VALORE PRESCRITTO DALLE NORME VALUE PRESCRIBED FROM THE NORMS	* VAL. / VALUE INTERNO 9 WIDE NAT.
RESISTENZA ALLO SCIVOLAMENTO SLIP RESISTANCE	B.C.R.A. C.A.	$\mu$ 0,19 SCIVOLOSITÀ PERICOLOSA - DANGEROUSLY SLIPPERY $0,20 < \mu < 0,39$ SCIVOLOSITÀ ECCESSIVA - EXCESSIVELY SLIPPERY $0,40 < \mu < 0,74$ ATTRITO SODDISFACENTE - SATISFACTORY GRIP $\mu$ 0,75 ATTRITO ECCELLENTE - EXCELLENT GRIP	> 0,40
	B.C.R.A. G.B.		> 0,40
RESISTENZA ALLO SCIVOLAMENTO SLIP RESISTANCE	ASTM C 1028 (S.C.O.F.)	SLIP RESISTANT (> 0,60)	> 0,60 DRY > 0,60 WET
	DIN 51130	IN FUNZIONE DELL'AMBIENTE O DELLA ZONA DI LAVORO BASING ON THE ENVIRONMENT OR THE WORKING AREA	R10
	DIN 51097		A+B
	ANSI A 137-1:2012 (D.C.O.F.)		> 0,42



























\* Valori medi di produzione / Average production values


# Interno 9 wide

## THE PERFECT COMBO

DALLA CONSULTAZIONE DELLA MATERIOTECA ABK, NASCE LA NUOVA SEZIONE DEDICATA AGLI ABBINAMENTI CHE VALORIZZANO LE SUPERFICI DELLE PRINCIPALI COLLEZIONI.

THE NEW SECTION EXPLORES THE DIFFERENT WAYS IN WHICH ABK MATERIALS CAN BE COORDINATED TO ENHANCE THE SURFACES OF THE MAIN COLLECTIONS.

	POETRY STONE	BLEND CONCRETE	SENSI	POETRY WOOD	ECO CHIC
					
RUST	PIRENEI ECRU	IRON	CALACATTA VENA ORO	PRECIOUS BLACK	GOLD
					
DARK	PIRENEI GREY	ASH	LILAC GREY	TAJ MAHAL	ECRU
					
SILVER	PIASE SMOKE	MOON	LABRADORITE	ICEBERG	MUD
					
PEARL	PIASE MUD	GREY	PORT GOLD	STONE GREY	OAK
	CHROME				
					
	WHITE	BLACK			



METAL

# Index

## Projects

<b>Stone</b>	POETRY STONE ATLANTIS NATIVE ALPES ALPES RAW MONOLITH
<b>Marble</b>	SENSI ROMA SENSI 900 SENSI SIGNORIA SENSI GEMS SENSI UP
<b>Concrete</b>	BLEND GHOST LAB325 CROSSROAD CHALK
<b>Metal</b>	INTERNO 9 WIDE INTERNO 9
<b>Wood</b>	POETRY WOOD ECO CHIC NEST CROSSROAD WOOD DOLPHIN SOLERAS
<b>Traditional</b>	UNIKA RE-WORK FOSSIL SENSI CLASSIC DOWNTOWN DOCKS PETRAIA

## Decor & Wall

POETRY COLORS POETRY DECOR WIDE&STYLE MINI WIDE&STYLE MINI VOL.2 PLAY CROSSROAD BRICK DO UP CHROME	POETRY STONE - SENSI ROMA - NATIVE ATLANTIS - BLEND - GHOST - LAB325 POETRY WOOD - ECO CHIC - DOLPHIN SOLERAS
---	--

## Out.20 20 mm

LAB325 TRENTO	
------------------	--

## Out.30 30 mm

COLLANTI E SIGILLANTI ADHESIVES AND SEALANTS	
---	--

## Technical info

INFORMAZIONI TECNICHE	
-----------------------	--

# Interno 9

## RUST

8,5 mm

60x120	nat rett.	<b>I9R34300</b>	F 60,90
60x120	lapp. rett.	<b>I9L34300</b>	F 73,90
30x120	nat rett.	<b>I9R57300</b>	F 61,50
30x120	lapp. rett.	<b>I9L57300</b>	F 73,90
60x60	nat rett.	<b>I9R01300</b>	F 51,50
60x60	lapp. rett.	<b>I9L01300</b>	F 67,50
30x60	nat rett.	<b>I9R03300</b>	F 47,50



## MUD

8,5 mm

60x120	nat rett.	<b>I9R34250</b>	F 60,90
60x120	lapp. rett.	<b>I9L34250</b>	F 73,90
30x120	nat rett.	<b>I9R57250</b>	F 61,50
30x120	lapp. rett.	<b>I9L57250</b>	F 73,90
60x60	nat rett.	<b>I9R01250</b>	F 51,50
60x60	lapp. rett.	<b>I9L01250</b>	F 67,50
30x60	nat rett.	<b>I9R03250</b>	F 47,50



# Interno 9

## DUNE

8,5 mm

60x120	nat rett.	<b>I9R34100</b>	F 60,90
60x120	lapp. rett.	<b>I9L34100</b>	F 73,90
30x120	nat rett.	<b>I9R57100</b>	F 61,50
30x120	lapp. rett.	<b>I9L57100</b>	F 73,90
60x60	nat rett.	<b>I9R01100</b>	F 51,50
60x60	lapp. rett.	<b>I9L01100</b>	F 67,50
30x60	nat rett.	<b>I9R03100</b>	F 47,50

## DARK

8,5 mm

60x120	nat rett.	<b>I9R34200</b>	F 60,90
60x120	lapp. rett.	<b>I9L34200</b>	F 73,90
30x120	nat rett.	<b>I9R57200</b>	F 61,50
30x120	lapp. rett.	<b>I9L57200</b>	F 73,90
60x60	nat rett.	<b>I9R01200</b>	F 51,50
60x60	lapp. rett.	<b>I9L01200</b>	F 67,50
30x60	nat rett.	<b>I9R03200</b>	F 47,50



METAL

# Index

## Projects

### Stone

POETRY STONE  
ATLANTIS  
NATIVE  
ALPES  
ALPES RAW  
MONOLITH

### Marble

SENSI ROMA  
SENSI 900  
SENSI SIGNORIA  
SENSI GEMS  
SENSI UP

### Concrete

BLEND  
GHOST  
LAB325  
CROSSROAD CHALK

### Metal

INTERNO 9 WIDE  
INTERNO 9

### Wood

POETRY WOOD  
ECO CHIC  
NEST  
CROSSROAD WOOD  
DOLPHIN  
SOLERAS

## Traditional

UNIKA  
RE-WORK  
FOSSIL  
SENSI CLASSIC  
DOWNTOWN  
DOCKS  
PETRAIA

## Decor & Wall

POETRY COLORS  
POETRY DECOR  
WIDE&STYLE MINI  
WIDE&STYLE MINI VOL.2  
PLAY  
CROSSROAD BRICK  
DO UP  
CHROME

## Out.20 20 mm

POETRY STONE - SENSI ROMA - NATIVE  
ATLANTIS - BLEND - GHOST - LAB325  
POETRY WOOD - ECO CHIC - DOLPHIN  
SOLERAS

## Out.30 30 mm

LAB325  
TRENTO

## Hardkoll

COLLANTI E SIGILLANTI  
ADHESIVES AND SEALANTS

## Technical info

INFORMAZIONI TECNICHE

# Interno 9

## SILVER

8,5 mm

60x120	nat rett.	<b>I9R34150</b>	F 60,90
60x120	lapp. rett.	<b>I9L34150</b>	F 73,90
30x120	nat rett.	<b>I9R57150</b>	F 61,50
30x120	lapp. rett.	<b>I9L57150</b>	F 73,90
60x60	nat rett.	<b>I9R01150</b>	F 51,50
60x60	lapp. rett.	<b>I9L01150</b>	F 67,50
30x60	nat rett.	<b>I9R03150</b>	F 47,50



## PEARL

8,5 mm

60x120	nat rett.	<b>I9R34050</b>	F 60,90
60x120	lapp. rett.	<b>I9L34050</b>	F 73,90
30x120	nat rett.	<b>I9R57050</b>	F 61,50
30x120	lapp. rett.	<b>I9L57050</b>	F 73,90
60x60	nat rett.	<b>I9R01050</b>	F 51,50
60x60	lapp. rett.	<b>I9L01050</b>	F 67,50
30x60	nat rett.	<b>I9R03050</b>	F 47,50



# Interno 9

## DUO COLD

8,5 mm

* 60x60	nat rett.	<b>I9R01160</b>	F 77,50
---------	-----------	-----------------	---------

\* Articolo composto da pattern grafici diversi che non prevedono agganci tra loro e miscelati in modo casuale in fase di inscatolamento. Non si garantisce pertanto la presenza costante di tutti i soggetti all'interno delle confezioni. This article comes in several different versions with unconnected patterns that are mixed randomly at the time of packaging. There is therefore no guarantee that all patterns will be present in any individual box.



METAL

# Index

## Projects

### Stone

POETRY STONE  
ATLANTIS  
NATIVE  
ALPES  
ALPES RAW  
MONOLITH

### Marble

SENSI ROMA  
SENSI 900  
SENSI SIGNORIA  
SENSI GEMS  
SENSI UP

### Concrete

BLEND  
GHOST  
LAB325  
CROSSROAD CHALK

### Metal

INTERNO 9 WIDE  
INTERNO 9

### Wood

POETRY WOOD  
ECO CHIC  
NEST  
CROSSROAD WOOD  
DOLPHIN  
SOLERAS

## Traditional

UNIKA  
RE-WORK  
FOSSIL  
SENSI CLASSIC  
DOWNTOWN  
DOCKS  
PETRAIA

## Decor & Wall

POETRY COLORS  
POETRY DECOR  
WIDE&STYLE MINI  
WIDE&STYLE MINI VOL.2  
PLAY  
CROSSROAD BRICK  
DO UP  
CHROME

## Out.20 20 mm

POETRY STONE - SENSI ROMA - NATIVE  
ATLANTIS - BLEND - GHOST - LAB325  
POETRY WOOD - ECO CHIC - DOLPHIN  
SOLERAS

## Out.30 30 mm

LAB325  
TRENTO

## Hardkoll


COLLANTI E SIGILLANTI  
ADHESIVES AND SEALANTS

## Technical info

INFORMAZIONI TECNICHE

# Interno 9

## DECORI DA RIVESTIMENTO - WALL DECORS



30x120  $\varnothing$  2  
**FASCIA RAKU DARK MIX 2**  
**I9R57051** (prezzo al pz) PZ 172,50  
 (Metalli preziosi - Precious metals)



19,5x8,5  $\varnothing$  4  
**LOSANGA RAKU MIX**  
**I9R03052** PZ 29,90

## DECORI DA RIVESTIMENTO E DA PAVIMENTO WALL AND FLOOR DECORS



5x30  $\varnothing$  4  
**FASCIA ESSENZE MIX**  
**I9R03053** PZ 25,50  
 (Legno - Wood)



4x30  $\varnothing$  4  
**FASCIA ARDESIA GRIGIO**  
**RER09204** PZ 24,50  
 (Pietra naturale - Natural stone)

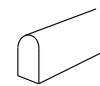


4x30  $\varnothing$  4  
**FASCIA ARDESIA BRONZO**  
**RER09054** PZ 24,50  
 (Pietra naturale - Natural stone)

\* Art. realizzati con materiali naturali:  
 vedi indicazioni per posa e pulizia a pag. 330 dell' area tecnica.  
 Items produced with natural materials:  
 check the technical area at page 330.

## MATITE ALLUMINIO - ALUMINIUM STRIPS

Articoli realizzati in alluminio anodizzato per l'uso a parete, adatti a raccordare piastrelle di diverso spessore (8,5/7/6 mm). Avvertenze per la posa e la pulizia a pag. 330  
 Anodized Aluminium strips for use between wall tiles of different thicknesses (8,5/7/6 mm). Instructions for installation and cleaning page. 330



**MATITA ALLUMINIO 0,5x120**  $\varnothing$  4  
 Parte superiore arrotondata / Rounded top.

**MATITA ALLUMINIO**  
**0000086** PZ 24,50

Parte superiore arrotondata e colorata con  
 resine acriliche.  
 Rounded top colored with acrylic resins.

**MATITA ALLUM. ORO**  
**0008535** PZ 32,50

**MATITA ALLUM. RAME SCURO**  
**0008534** PZ 32,50

**MATITA ALLUM. WHITE**  
**0000087** PZ 32,50

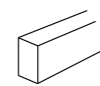
**MATITA ALLUM. TERRACOTTA**  
**0008530** PZ 32,50

**MATITA ALLUM. BLU**  
**0008532** PZ 32,50

**MATITA ALLUM. VERDE**  
**0008531** PZ 32,50

**MATITA ALLUM. ARDESIA**  
**0008533** PZ 32,50

**MATITA ALLUM. BLACK**  
**0000088** PZ 32,50



**MATITA ALLUMINIO 0,5x120**  $\varnothing$  4  
 Parte superiore colorata in bagno  
 galvanico / Flat top colored in galvanic bath.

**MATITA ALLUM. BRONZO**  
**0000557** PZ 40,50

**MATITA ALLUM. RAME**  
**0000556** PZ 40,50

# Interno 9

DECORI / DECORATIVE	8,5 mm	RUST	MUD	DUNE	DARK	SILVER	PEARL
	MOS. LOSANGA rett. 30x60 F 138,50 $\varnothing$ 4	<b>I9R03301</b>	<b>I9R03251</b>	<b>I9R03101</b>	<b>I9R03201</b>	<b>I9R03151</b>	<b>I9R03051</b>
	MOS. QUADRETTI rett. 30x30 F 117,50 $\varnothing$ 4	<b>I9R09301</b>	<b>I9R09251</b>	<b>I9R09101</b>	<b>I9R09201</b>	<b>I9R09151</b>	<b>I9R09051</b>
	MIX SIZES 60x120 $\varnothing$ 2 F 109,50 Pcs box: 30x120 $\varnothing$ 2 20x120 $\varnothing$ 2 10x120 $\varnothing$ 2	<b>I9R34310</b>	<b>I9R34260</b>	<b>I9R34110</b>	<b>I9R34210</b>	<b>I9R34160</b>	<b>I9R34060</b>

PEZZI SPECIALI / SPECIAL TRIMS	8,5 mm	RUST	MUD	DUNE	DARK	SILVER	PEARL
	BATTISCOPA rett. 5,5x60 PZ 9,50 $\varnothing$ 10	<b>I9R01302</b>	<b>I9R01252</b>	<b>I9R01102</b>	<b>I9R01202</b>	<b>I9R01152</b>	<b>I9R01052</b>
	GRADONE TOP rett. 32x120x4,5x2 PZ 198,90 $\varnothing$ 1	<b>I9R34301</b>	<b>I9R34251</b>	<b>I9R34101</b>	<b>I9R34201</b>	<b>I9R34151</b>	<b>I9R34051</b>
	ANGOLARE TOP SX 32x120x4,5x2 PZ 228,50 $\varnothing$ 1	<b>I9R34302</b>	<b>I9R34252</b>	<b>I9R34102</b>	<b>I9R34202</b>	<b>I9R34152</b>	<b>I9R34052</b>
	ANGOLARE TOP DX 32x120x4,5x2 PZ 228,50 $\varnothing$ 1	<b>I9R34303</b>	<b>I9R34253</b>	<b>I9R34103</b>	<b>I9R34203</b>	<b>I9R34153</b>	<b>I9R34053</b>

## GRES PORCELLANATO A MASSA COLORATA FULL BODY COLORED PORCELAIN

Classificazione secondo norme UNI EN 14411 (ISO 13006) Allegato G-Gruppo BIa GL  
 Classification in accordance with UNI EN 14411 (ISO 13006) Annex G-Group BIa GL



PROPRIETÀ FISICO-CHIMICHE PHYSICAL-CHEMICAL PROPERTIES	NORMA NORM	VALORE PRESCRITTO DALLE NORME VALUE PRESCRIBED FROM THE NORMS	* VAL. / VALUE INTERNO 9 NAT.
	B.C.R.A. C.A.	$\mu$ 0,19 SCIVOLOSITÀ PERICOLOSA - DANGEROUSLY SLIPPERY 0,20 < $\mu$ < 0,39 SCIVOLOSITÀ ECCESSIVA - EXCESSIVELY SLIPPERY 0,40 < $\mu$ < 0,74 ATTRITO SODDISFACENTE - SATISFACTORY GRIP $\mu$ 0,75 ATTRITO ECCELLENTE - EXCELLENT GRIP	> 0,40
	B.C.R.A. G.B.		> 0,40
RESISTENZA ALLO SCIVOLAMENTO SLIP RESISTANCE	ASTM C 1028 (S.C.O.F.)	SLIP RESISTANT (> 0,60)	> 0,60 DRY > 0,60 WET
	DIN 51130	IN FUNZIONE DELL'AMBIENTE O DELLA ZONA DI LAVORO BASING ON THE ENVIRONMENT OR THE WORKING AREA	R10
	DIN 51097	-	A+B
	ANSI A 137-1:2012 [D.C.O.F.]	$\geq$ 0,42	> 0,42

\* Valori medi di produzione / Average production values

# Index

## Projects

### Stone

POETRY STONE  
 ATLANTIS  
 NATIVE  
 ALPES  
 ALPES RAW  
 MONOLITH

### Marble

SENSI ROMA  
 SENSI 900  
 SENSI SIGNORIA  
 SENSI GEMS  
 SENSI UP

### Concrete

BLEND  
 GHOST  
 LAB325  
 CROSSROAD CHALK

### Metal

INTERNO 9 WIDE  
 INTERNO 9

### Wood

POETRY WOOD  
 ECO CHIC  
 NEST  
 CROSSROAD WOOD  
 DOLPHIN  
 SOLERAS

## Traditional

UNIKA  
 RE-WORK  
 FOSSIL  
 SENSI CLASSIC  
 DOWNTOWN  
 DOCKS  
 PETRAIA

## Decor & Wall

POETRY COLORS  
 POETRY DECOR  
 WIDE&STYLE MINI  
 WIDE&STYLE MINI VOL.2  
 PLAY  
 CROSSROAD BRICK  
 DO UP  
 CHROME

## Out.20 20 mm

POETRY STONE - SENSI ROMA - NATIVE  
 ATLANTIS - BLEND - GHOST - LAB325  
 POETRY WOOD - ECO CHIC - DOLPHIN  
 SOLERAS

## Out.30 30 mm

LAB325  
 TRENTO

## Hardkoll

COLLANTI E SIGILLANTI  
 ADHESIVES AND SEALANTS

## Technical info

INFORMAZIONI TECNICHE

WOOD

# Poetry Wood

GRES PORCELLANATO A MASSA COLORATA  
FULL BODY COLORED PORCELAIN

GOLD



ECRU



OAK



MUD



8,5 mm

26,5x180 nat.

30x120 nat.

20x120 nat. / R11

20 mm

30x180 R11

30x120 R11

P. tech

3D tech

by  paola navone



# Index

## Projects

### Stone

POETRY STONE  
ATLANTIS  
NATIVE  
ALPES  
ALPES RAW  
MONOLITH

### Marble

SENSI ROMA  
SENSI 900  
SENSI SIGNORIA  
SENSI GEMS  
SENSI UP

### Concrete

BLEND  
GHOST  
LAB325  
CROSSROAD CHALK

### Metal

INTERNO 9 WIDE  
INTERNO 9

### Wood

POETRY WOOD  
ECO CHIC  
NEST  
CROSSROAD WOOD  
DOLPHIN  
SOLERAS

### Traditional

UNIKA  
RE-WORK  
FOSSIL  
SENSI CLASSIC  
DOWNTOWN  
DOCKS  
PETRAIA

### Decor & Wall

POETRY COLORS  
POETRY DECOR  
WIDE&STYLE MINI  
WIDE&STYLE MINI VOL.2  
PLAY  
CROSSROAD BRICK  
DO UP  
CHROME

### Out.20

20 mm

POETRY STONE - SENSI ROMA - NATIVE  
ATLANTIS - BLEND - GHOST - LAB325  
POETRY WOOD - ECO CHIC - DOLPHIN  
SOLERAS

### Out.30

30 mm

LAB325  
TRENTO

### Hardkoll

COLLANTI E SIGILLANTI  
ADHESIVES AND SEALANTS

### Technical info

INFORMAZIONI TECNICHE

## Poetry Wood



floor  
POETRY WOOD OAK 20x120 - OAK DEC. METAL 20x120



floor  
POETRY WOOD MUD NAT. RETT. 26,5x180

# Index

## Projects

<b>Stone</b>	POETRY STONE ATLANTIS NATIVE ALPES ALPES RAW MONOLITH
<b>Marble</b>	SENSI ROMA SENSI 900 SENSI SIGNORIA SENSI GEMS SENSI UP
<b>Concrete</b>	BLEND GHOST LAB325 CROSSROAD CHALK
<b>Metal</b>	INTERNO 9 <sup>WIDE</sup> INTERNO 9
<b>Wood</b>	POETRY WOOD ECO CHIC NEST CROSSROAD WOOD DOLPHIN SOLERAS
<b>Traditional</b>	UNIKA RE-WORK FOSSIL SENSI CLASSIC DOWNTOWN DOCKS PETRAIA
<b>Decor &amp; Wall</b>	POETRY COLORS POETRY DECOR WIDE&STYLE MINI WIDE&STYLE MINI VOL.2 PLAY CROSSROAD BRICK DO UP CHROME
<b>Out.20</b> 20 mm	POETRY STONE - SENSI ROMA - NATIVE ATLANTIS - BLEND - GHOST - LAB325 POETRY WOOD - ECO CHIC - DOLPHIN SOLERAS
<b>Out.30</b> 30 mm	LAB325 TRENTO
<b>Hardkoll</b>	COLLANTI E SIGILLANTI ADHESIVES AND SEALANTS
<b>Technical info</b>	INFORMAZIONI TECNICHE

# Poetry Wood

## POETRY GOLD

8,5 mm

26,5x180	nat rett.	<b>0010054</b>	F 80,50
30x120	nat rett.	<b>0010336</b>	F 61,50
20x120	nat rett.	<b>0010058</b>	F 56,90



## POETRY ECRU

8,5 mm

26,5x180	nat rett.	<b>0010055</b>	F 80,50
30x120	nat rett.	<b>0010337</b>	F 61,50
20x120	nat rett.	<b>0010059</b>	F 56,90



# Poetry Wood

WOOD

## POETRY OAK

8,5 mm

26,5x180	nat rett.	<b>0010056</b>	F 80,50
30x120	nat rett.	<b>0010338</b>	F 61,50
20x120	nat rett.	<b>0010060</b>	F 56,90



## POETRY MUD

8,5 mm

26,5x180	nat rett.	<b>0010057</b>	F 80,50
30x120	nat rett.	<b>0010339</b>	F 61,50
20x120	nat rett.	<b>0010061</b>	F 56,90



# Index

## Projects

### Stone

POETRY STONE  
ATLANTIS  
NATIVE  
ALPES  
ALPES RAW  
MONOLITH

### Marble

SENSI ROMA  
SENSI 900  
SENSI SIGNORIA  
SENSI GEMS  
SENSI UP

### Concrete

BLEND  
GHOST  
LAB325  
CROSSROAD CHALK

### Metal

INTERNO 9 WIDE  
INTERNO 9

### Wood

POETRY WOOD  
ECO CHIC  
NEST  
CROSSROAD WOOD  
DOLPHIN  
SOLERAS

## Traditional

UNIKA  
RE-WORK  
FOSSIL  
SENSI CLASSIC  
DOWNTOWN  
DOCKS  
PETRAIA

## Decor & Wall

POETRY COLORS  
POETRY DECOR  
WIDE&STYLE MINI  
WIDE&STYLE MINI VOL.2  
PLAY  
CROSSROAD BRICK  
DO UP  
CHROME

## Out.20 20 mm

POETRY STONE - SENSI ROMA - NATIVE  
ATLANTIS - BLEND - GHOST - LAB325  
POETRY WOOD - ECO CHIC - DOLPHIN  
SOLERAS

## Out.30 30 mm

LAB325  
TRENTO

## Hardkoll

COLLANTI E SIGILLANTI  
ADHESIVES AND SEALANTS

## Technical info

INFORMAZIONI TECNICHE



# Poetry Wood



20x120 6 **3D tech** PEI V  
 \* 0010066 PAINT nat. rett. F 68,50

## DECORI DA RIVESTIMENTO E PAVIMENTO - WALL AND FLOOR DECORS



20x120 3  
 \*\* 0010072 DEC. METAL OAK MIX 3 nat. rett. PZ 108,90  
 ( prezzo al pz / price for piece )

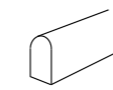


20x120 3  
 \*\* 0010073 DEC. METAL MUD MIX 3 nat. rett. PZ 108,90  
 ( prezzo al pz / price for piece )

# Poetry Wood

## MATITE ALLUMINIO - ALUMINIUM STRIPS

Articoli realizzati in alluminio anodizzato per l'uso a parete, adatti a raccordare piastrelle di diverso spessore (8,5/7/6 mm). Avvertenze per la posa e la pulizia a pag. 330  
 Anodized Aluminium strips for use between wall tiles of different thicknesses (8,5/7/6 mm). Instructions for installation and cleaning page. 330



MATITA ALLUMINIO 0,5x120 4  
 Parte superiore arrotondata / Rounded top.

MATITA ALLUMINIO  
 0000086 PZ 24,50

Parte superiore arrotondata e colorata con resine acriliche.  
 Rounded top colored with acrylic resins.

MATITA ALLUM. ORO  
 0008535 PZ 32,50

MATITA ALLUM. RAME SCURO  
 0008534 PZ 32,50

MATITA ALLUM. WHITE  
 0000087 PZ 32,50

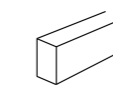
MATITA ALLUM. TERRACOTTA  
 0008530 PZ 32,50

MATITA ALLUM. BLU  
 0008532 PZ 32,50

MATITA ALLUM. VERDE  
 0008531 PZ 32,50

MATITA ALLUM. ARDESIA  
 0008533 PZ 32,50

MATITA ALLUM. BLACK  
 0000088 PZ 32,50



MATITA ALLUMINIO 0,5x120 4  
 Parte superiore piatta colorata in bagno galvanico / Flat top colored in galvanic bath.

MATITA ALLUM. BRONZO  
 0000557 PZ 40,50

MATITA ALLUM. RAME  
 0000556 PZ 40,50

## OUTDOOR R11 8,5 mm P. tech

20x120 6  
 POETRY WOOD GOLD R11 rett.  
 0010062 P.TECH F 58,90

20x120 6  
 POETRY WOOD ECRU R11 rett.  
 0010063 P.TECH F 58,90

20x120 6  
 POETRY WOOD OAK R11 rett.  
 0010064 P.TECH F 58,90

20x120 6  
 POETRY WOOD MUD R11 rett.  
 0010065 P.TECH F 58,90

## OUT.20 R11 20 mm P. tech

30x180 1  
 POETRY WOOD GOLD 20 R11 rett.  
 0010078 P.TECH F 105,50

30x180 1  
 POETRY WOOD OAK 20 R11 rett.  
 0010079 P.TECH F 105,50

30x120 1  
 POETRY WOOD GOLD 20 R11 rett.  
 0010081 P.TECH F 89,90

30x120 1  
 POETRY WOOD OAK 20 R11 rett.  
 0010082 P.TECH F 89,90

Per la serie completa vedi pag. 314  
 For the complete collection see page 314

WOOD

# Index

## Projects

### Stone

POETRY STONE  
 ATLANTIS  
 NATIVE  
 ALPES  
 ALPES RAW  
 MONOLITH

### Marble

SENSI ROMA  
 SENSI 900  
 SENSI SIGNORIA  
 SENSI GEMS  
 SENSI UP

### Concrete

BLEND  
 GHOST  
 LAB325  
 CROSSROAD CHALK

### Metal

INTERNO 9 WIDE  
 INTERNO 9

### Wood

POETRY WOOD  
 ECO CHIC  
 NEST  
 CROSSROAD WOOD  
 DOLPHIN  
 SOLERAS

## Traditional

UNIKA  
 RE-WORK  
 FOSSIL  
 SENSI CLASSIC  
 DOWNTOWN  
 DOCKS  
 PETRAIA

## Decor & Wall

POETRY COLORS  
 POETRY DECOR  
 WIDE&STYLE MINI  
 WIDE&STYLE MINI VOL.2  
 PLAY  
 CROSSROAD BRICK  
 DO UP  
 CHROME

## Out.20 20 mm

POETRY STONE - SENSI ROMA - NATIVE  
 ATLANTIS - BLEND - GHOST - LAB325  
 POETRY WOOD - ECO CHIC - DOLPHIN  
 SOLERAS

## Out.30 30 mm

LAB325  
 TRENTO

## Hardkoll

COLLANTI E SIGILLANTI  
 ADHESIVES AND SEALANTS

## Technical info

INFORMAZIONI TECNICHE

# Poetry Wood


PEZZI SPECIALI / SPECIAL TRIMS 8,5 mm	GOLD	ECRU	OAK	MUD
BATTISCOPA rett. 6,5x120 PZ 12,90	0010344	0010345	0010346	0010347
GRADONE TOP rett. 32x120x4,5x2 PZ 198,90	0010348	0010349	0010350	0010351
ANGOLARE TOP SX 32x120x4,5x2 PZ 228,50	0010352	0010353	0010354	0010355
ANGOLARE TOP DX 32x120x4,5x2 PZ 228,50	0010356	0010357	0010358	0010359

# Poetry Wood

## THE PERFECT COMBO

DALLA CONSULTAZIONE DELLA MATERIOTECA ABK, NASCE LA NUOVA SEZIONE DEDICATA AGLI ABBINAMENTI CHE VALORIZZANO LE SUPERFICI DELLE PRINCIPALI COLLEZIONI.

THE NEW SECTION EXPLORES THE DIFFERENT WAYS IN WHICH ABK MATERIALS CAN BE COORDINATED TO ENHANCE THE SURFACES OF THE MAIN COLLECTIONS.



WOOD

# Index

## Projects

Stone	Marble	Concrete	Metal	Wood
POETRY STONE ATLANTIS NATIVE ALPES ALPES RAW MONOLITH	SENSI ROMA SENSI 900 SENSI SIGNORIA SENSI GEMS SENSI UP	BLEND GHOST LAB325 CROSSROAD CHALK	INTERNO 9 WIDE INTERNO 9	POETRY WOOD ECO CHIC NEST CROSSROAD WOOD DOLPHIN SOLERAS

## Traditional

UNIKA  
RE-WORK  
FOSSIL  
SENSI CLASSIC  
DOWNTOWN  
DOCKS  
PETRAIA

## Decor & Wall

POETRY COLORS  
POETRY DECOR  
WIDE&STYLE MINI  
WIDE&STYLE MINI VOL.2  
PLAY  
CROSSROAD BRICK  
DO UP  
CHROME

## Out.20 20 mm

POETRY STONE - SENSI ROMA - NATIVE  
ATLANTIS - BLEND - GHOST - LAB325  
POETRY WOOD - ECO CHIC - DOLPHIN  
SOLERAS

## Out.30 30 mm

LAB325  
TRENTO

## Hardkoll

COLLANTI E SIGILLANTI  
ADHESIVES AND SEALANTS

## Technical info

INFORMAZIONI TECNICHE


### GRES PORCELLANATO A MASSA COLORATA FULL BODY COLORED PORCELAIN

Classificazione secondo norme UNI EN 14411 (ISO 13006) Allegato G Gruppo Bla GL  
Classification in accordance with UNI EN 14411 (ISO 13006) Annex G-Group Bla GL



PROPRIETÀ FISICO-CHIMICHE PHYSICAL-CHEMICAL PROPERTIES	NORMA NORM	VALORE PRESCRITTO DALLE NORME VALUE PRESCRIBED FROM THE NORMS	*VAL. / VALUE POETRY WOOD NAT.	*VAL. / VALUE POETRY WOOD OUTDOOR / OUT.20 P.TECH
	B.C.R.A. C.A.	$\mu$ 0,19 SCIVOLOSITÀ PERICOLOSA - DANGEROUSLY SLIPPERY 0,20 < $\mu$ < 0,39 SCIVOLOSITÀ ECCESSIVA - EXCESSIVELY SLIPPERY 0,40 < $\mu$ < 0,74 ATRITO SODDISFACENTE - SATISFACTORY GRIP $\mu$ 0,75 ATRITO ECCELLENTE - EXCELLENT GRIP	> 0,40	> 0,40
	B.C.R.A. G.B.		> 0,40	> 0,40
RESISTENZA ALLO SCIVOLAMENTO SLIP RESISTANCE	ASTM C 1028 {S.C.O.F.}	SLIP RESISTANT (> 0,60)	> 0,60 DRY > 0,60 WET	> 0,60 DRY > 0,60 WET
	DIN 51130	IN FUNZIONE DELL'AMBIENTE O DELLA ZONA DI LAVORO BASING ON THE ENVIRONMENT OR THE WORKING AREA	R10	R11
	DIN 51097 ANSI A 137-1:2012 {D.C.O.F.}	-	A+B > 0,42	A+B+C > 0,42

\* Valori medi di produzione / Average production values



WOOD

# Eco Chic

GRES PORCELLANATO A MASSA COLORATA  
FULL BODY COLORED PORCELAIN

ALMOND



NATURALE



AVANA



BROWN



8,5 mm

20x170 nat.  
20x120 nat.

20 mm

30x180 R11



# Index

## Projects

### Stone

POETRY STONE  
ATLANTIS  
NATIVE  
ALPES  
ALPES RAW  
MONOLITH

### Marble

SENSI ROMA  
SENSI 900  
SENSI SIGNORIA  
SENSI GEMS  
SENSI UP

### Concrete

BLEND  
GHOST  
LAB325  
CROSSROAD CHALK

### Metal

INTERNO 9 WIDE  
INTERNO 9

### Wood

POETRY WOOD  
ECO CHIC  
NEST  
CROSSROAD WOOD  
DOLPHIN  
SOLERAS

### Traditional

UNIKA  
RE-WORK  
FOSSIL  
SENSI CLASSIC  
DOWNTOWN  
DOCKS  
PETRAIA

### Decor & Wall

POETRY COLORS  
POETRY DECOR  
WIDE&STYLE MINI  
WIDE&STYLE MINI VOL.2  
PLAY  
CROSSROAD BRICK  
DO UP  
CHROME

### Out.20

20 mm

POETRY STONE - SENSI ROMA - NATIVE  
ATLANTIS - BLEND - GHOST - LAB325  
POETRY WOOD - ECO CHIC - DOLPHIN  
SOLERAS

### Out.30

30 mm

LAB325  
TRENTO

### Hardkoll

COLLANTI E SIGILLANTI  
ADHESIVES AND SEALANTS

### Technical info

INFORMAZIONI TECNICHE

# Eco Chic

## ALMOND

8,5 mm

20x170	nat rett.	<b>0006390</b>	F 73,50
--------	-----------	----------------	---------

20x120	nat rett.	<b>0004938</b>	F 53,50
--------	-----------	----------------	---------



## NATURALE

8,5 mm

20x170	nat rett.	<b>0005050</b>	F 73,50
--------	-----------	----------------	---------

20x120	nat rett.	<b>0004939</b>	F 53,50
--------	-----------	----------------	---------



# Eco Chic

WOOD

## AVANA

8,5 mm

20x170	nat rett.	<b>0005051</b>	F 73,50
--------	-----------	----------------	---------

20x120	nat rett.	<b>0004940</b>	F 53,50
--------	-----------	----------------	---------



## BROWN

8,5 mm

20x170	nat rett.	<b>0006391</b>	F 73,50
--------	-----------	----------------	---------

20x120	nat rett.	<b>0004941</b>	F 53,50
--------	-----------	----------------	---------



# Index

## Projects

### Stone

POETRY STONE  
ATLANTIS  
NATIVE  
ALPES  
ALPES RAW  
MONOLITH

### Marble

SENSI ROMA  
SENSI 900  
SENSI SIGNORIA  
SENSI GEMS  
SENSI UP

### Concrete

BLEND  
GHOST  
LAB325  
CROSSROAD CHALK

### Metal

INTERNO 9 WIDE  
INTERNO 9

### Wood

POETRY WOOD  
ECO CHIC  
NEST  
CROSSROAD WOOD  
DOLPHIN  
SOLERAS

## Traditional

UNIKA  
RE-WORK  
FOSSIL  
SENSI CLASSIC  
DOWNTOWN  
DOCKS  
PETRAIA

## Decor & Wall

POETRY COLORS  
POETRY DECOR  
WIDE&STYLE MINI  
WIDE&STYLE MINI VOL.2  
PLAY  
CROSSROAD BRICK  
DO UP  
CHROME

## Out.20 20 mm

POETRY STONE - SENSI ROMA - NATIVE  
ATLANTIS - BLEND - GHOST - LAB325  
POETRY WOOD - ECO CHIC - DOLPHIN  
SOLERAS

## Out.30 30 mm

LAB325  
TRENTO

## Hardkoll

COLLANTI E SIGILLANTI  
ADHESIVES AND SEALANTS

## Technical info

INFORMAZIONI TECNICHE

# Eco Chic





floor  
ECO CHIC AVANA 20x170 nat. rett.  
OUT.20 ECO CHIC AVANA 30x180 R11 rett.

## DECORI DA RIVESTIMENTO - WALL DECORS 8,5 mm


		
5x60  PZ 21,50 <b>0006775</b> LIST. AVIO rett. Lucido / Glossy	5x60  PZ 21,50 <b>0006776</b> LIST. PHARD rett. Lucido / Glossy	5x60  PZ 21,50 <b>0006777</b> LIST. SENAPE rett. Lucido / Glossy

## OUT.20 R11 20 mm P. tech



30x180  F 105,50  
NATURALE R11 rett.  
**0006377** P.TECH















30x180  F 105,50  
AVANA R11 rett.  
**0006378** P.TECH

Per la serie completa vedi pag. 314  
For the complete collection see page 314

# Eco Chic

WOOD

DECORI / DECORATIVE 8,5 mm				
	ALMOND	NATURALE	AVANA	BROWN
MIX SIZES rett. 30x60 F 83,50  Pcs 5x60  box: 10x60  15x60 	<b>0006771</b>	<b>0006772</b>	<b>0006773</b>	<b>0006774</b>
PEZZI SPECIALI / SPECIAL TRIMS 8,5 mm	ALMOND	NATURALE	AVANA	BROWN
BATTISCOPA rett. 6,5x120 PZ 11,90 	<b>0004946</b>	<b>0004947</b>	<b>0004948</b>	<b>0004949</b>
GRADONE TOP rett. 32x120x4,5x2 PZ 198,90 	<b>0006662</b>	<b>0006663</b>	<b>0006664</b>	<b>0006665</b>
ANGOLARE TOP SX 32x120x4,5x2 PZ 228,50 	<b>0006666</b>	<b>0006667</b>	<b>0006668</b>	<b>0006669</b>
ANGOLARE TOP DX 32x120x4,5x2 PZ 228,50 	<b>0006670</b>	<b>0006671</b>	<b>0006672</b>	<b>0006673</b>

## GRES PORCELLANATO A MASSA COLORATA FULL BODY COLORED PORCELAIN

Classificazione secondo norme UNI EN 14411 (ISO 13006) Allegato G Gruppo B1a GL  
Classification in accordance with UNI EN 14411 (ISO 13006) Annex G-Group B1a GL



PROPRIETÀ FISICO-CHIMICHE PHYSICAL-CHEMICAL PROPERTIES	NORMA NORM	VALORE PRESCRITTO DALLE NORME VALUE PRESCRIBED FROM THE NORMS	* VAL. / VALUE ECO CHIC NAT.	* VAL. / VALUE ECO CHIC OUT.20 P.TECH
	B.C.R.A. C.A.	$\mu$ 0,19 SCIVOLOSITÀ PERICOLOSA - DANGEROUSLY SLIPPERY 0,20 < $\mu$ < 0,39 SCIVOLOSITÀ ECCESSIVA - EXCESSIVELY SLIPPERY 0,40 < $\mu$ < 0,74 ATTRITO SODDISFACENTE - SATISFACTORY GRIP $\mu$ 0,75 ATTRITO ECCELLENTE - EXCELLENT GRIP	> 0,40	> 0,40
	B.C.R.A. G.B.		> 0,40	> 0,40
RESISTENZA ALLO SCIVOLAMENTO SLIP RESISTANCE	ASTM C 1028 [S.C.O.F.]	SLIP RESISTANT (> 0,60)	> 0,60 DRY > 0,60 WET	> 0,60 DRY > 0,60 WET
	DIN 51130	IN FUNZIONE DELL'AMBIENTE O DELLA ZONA DI LAVORO BASING ON THE ENVIRONMENT OR THE WORKING AREA	R10	R11
	DIN 51097	-	A+B	A+B+C
	ANSI A 137-1:2012 [D.C.O.F.]	$\geq 0,42$	> 0,42	> 0,42

\* Valori medi di produzione / Average production values

# Index

## Projects

Stone	Marble	Concrete	Metal	Wood	Traditional	Decor & Wall
POETRY STONE ATLANTIS NATIVE ALPES ALPES RAW MONOLITH	SENSI ROMA SENSI 900 SENSI SIGNORIA SENSI GEMS SENSI UP	BLEND GHOST LAB325 CROSSROAD CHALK	INTERNO 9 <sup>WIDE</sup> INTERNO 9	POETRY WOOD ECO CHIC NEST CROSSROAD WOOD DOLPHIN SOLERAS	UNIKA RE-WORK FOSSIL SENSI CLASSIC DOWNTOWN DOCKS PETRAIA	POETRY COLORS POETRY DECOR WIDE&STYLE MINI WIDE&STYLE MINI VOL.2 PLAY CROSSROAD BRICK DO UP CHROME

## Out.20 20 mm

POETRY STONE - SENSI ROMA - NATIVE  
ATLANTIS - BLEND - GHOST - LAB325  
POETRY WOOD - ECO CHIC - DOLPHIN  
SOLERAS

## Out.30 30 mm

LAB325  
TRENTO

## Hardkoll

COLLANTI E SIGILLANTI  
ADHESIVES AND SEALANTS

## Technical info


INFORMAZIONI TECNICHE

# Eco Chic

## THE PERFECT COMBO


DALLA CONSULTAZIONE DELLA MATERIOTECA ABK, NASCE LA NUOVA SEZIONE DEDICATA AGLI ABBINAMENTI CHE VALORIZZANO LE SUPERFICI DELLE PRINCIPALI COLLEZIONI.

THE NEW SECTION EXPLORES THE DIFFERENT WAYS IN WHICH ABK MATERIALS CAN BE COORDINATED TO ENHANCE THE SURFACES OF THE MAIN COLLECTIONS.



# Eco Chic

WOOD



# Index

## Projects

### Stone

POETRY STONE  
ATLANTIS  
NATIVE  
ALPES  
ALPES RAW  
MONOLITH

### Marble

SENSI ROMA  
SENSI 900  
SENSI SIGNORIA  
SENSI GEMS  
SENSI UP

### Concrete

BLEND  
GHOST  
LAB325  
CROSSROAD CHALK

### Metal

INTERNO 9 WIDE  
INTERNO 9

### Wood

POETRY WOOD  
ECO CHIC  
NEST  
CROSSROAD WOOD  
DOLPHIN  
SOLERAS

## Traditional

UNIKA  
RE-WORK  
FOSSIL  
SENSI CLASSIC  
DOWNTOWN  
DOCKS  
PETRAIA

## Decor & Wall

POETRY COLORS  
POETRY DECOR  
WIDE&STYLE MINI  
WIDE&STYLE MINI VOL.2  
PLAY  
CROSSROAD BRICK  
DO UP  
CHROME

## Out.20 20 mm

POETRY STONE - SENSI ROMA - NATIVE  
ATLANTIS - BLEND - GHOST - LAB325  
POETRY WOOD - ECO CHIC - DOLPHIN  
SOLERAS

## Out.30 30 mm

LAB325  
TRENTO

## Hardkoll

COLLANTI E SIGILLANTI  
ADHESIVES AND SEALANTS

## Technical info


INFORMAZIONI TECNICHE

WOOD

# Nest

GRES PORCELLANATO A MASSA COLORATA  
FULL BODY COLORED PORCELAIN

BEIGE



OAK



TAUPE



BLUE



8,5 mm

20x120 nat.



# Index

## Projects

### Stone

POETRY STONE  
ATLANTIS  
NATIVE  
ALPES  
ALPES RAW  
MONOLITH

### Marble

SENSI ROMA  
SENSI 900  
SENSI SIGNORIA  
SENSI GEMS  
SENSI UP

### Concrete

BLEND  
GHOST  
LAB325  
CROSSROAD CHALK

### Metal

INTERNO 9 <sup>WIDE</sup>  
INTERNO 9

### Wood

POETRY WOOD  
ECO CHIC  
NEST  
CROSSROAD WOOD  
DOLPHIN  
SOLERAS

### Traditional

UNIKA  
RE-WORK  
FOSSIL  
SENSI CLASSIC  
DOWNTOWN  
DOCKS  
PETRAIA

### Decor & Wall

POETRY COLORS  
POETRY DECOR  
WIDE&STYLE MINI  
WIDE&STYLE MINI VOL.2  
PLAY  
CROSSROAD BRICK  
DO UP  
CHROME

### Out.20 20 mm

POETRY STONE - SENSI ROMA - NATIVE  
ATLANTIS - BLEND - GHOST - LAB325  
POETRY WOOD - ECO CHIC - DOLPHIN  
SOLERAS

### Out.30 30 mm

LAB325  
TRENTO

### Hardkoll

COLLANTI E SIGILLANTI  
ADHESIVES AND SEALANTS

### Technical info

INFORMAZIONI TECNICHE

# Nest

BEIGE

8,5 mm

20x120 nat rett. 0002739 F 53,50



OAK

8,5 mm

20x120 nat rett. 0002741 F 53,50



# Nest

TAUPE

8,5 mm

20x120 nat rett. 0002740 F 53,50



BLUE

8,5 mm

20x120 nat rett. 0003224 F 53,50



WOOD

# Index

## Projects

### Stone

POETRY STONE  
ATLANTIS  
NATIVE  
ALPES  
ALPES RAW  
MONOLITH

### Marble

SENSI ROMA  
SENSI 900  
SENSI SIGNORIA  
SENSI GEMS  
SENSI UP

### Concrete

BLEND  
GHOST  
LAB325  
CROSSROAD CHALK

### Metal

INTERNO 9 WIDE  
INTERNO 9

### Wood

POETRY WOOD  
ECO CHIC  
NEST  
CROSSROAD WOOD  
DOLPHIN  
SOLERAS

## Traditional

UNIKA  
RE-WORK  
FOSSIL  
SENSI CLASSIC  
DOWNTOWN  
DOCKS  
PETRAIA

## Decor & Wall

POETRY COLORS  
POETRY DECOR  
WIDE&STYLE MINI  
WIDE&STYLE MINI VOL.2  
PLAY  
CROSSROAD BRICK  
DO UP  
CHROME

## Out.20 20 mm

POETRY STONE - SENSI ROMA - NATIVE  
ATLANTIS - BLEND - GHOST - LAB325  
POETRY WOOD - ECO CHIC - DOLPHIN  
SOLERAS

## Out.30 30 mm

LAB325  
TRENTO

## Hardkoll





COLLANTI E SIGILLANTI  
ADHESIVES AND SEALANTS

## Technical info

INFORMAZIONI TECNICHE



# Nest


PEZZI SPECIALI / SPECIAL TRIMS 8,5 mm	BEIGE	OAK	TAUPE	BLUE
BATTISCOPA 6,5x120 PZ 12,90  6	0003227	0003229	0003228	0003230
GRADONE TOP rett. 32x120x4,5x2 PZ 198,90  1	0003232	0003234	0003233	0003235
ANGOLARE TOP SX 32x120x4,5x2 PZ 228,50  1	0003237	0003239	0003238	0003240
ANGOLARE TOP DX 32x120x4,5x2 PZ 228,50  1	0003242	0003244	0003243	0003245

# Nest

## THE PERFECT COMBO

DALLA CONSULTAZIONE DELLA MATERIOTECA ABK, NASCE LA NUOVA SEZIONE DEDICATA AGLI ABBINAMENTI CHE VALORIZZANO LE SUPERFICI DELLE PRINCIPALI COLLEZIONI.

THE NEW SECTION EXPLORES THE DIFFERENT WAYS IN WHICH ABK MATERIALS CAN BE COORDINATED TO ENHANCE THE SURFACES OF THE MAIN COLLECTIONS.



WOOD

# Index

## Projects

### Stone

POETRY STONE  
ATLANTIS  
NATIVE  
ALPES  
ALPES RAW  
MONOLITH

### Marble

SENSI ROMA  
SENSI 900  
SENSI SIGNORIA  
SENSI GEMS  
SENSI UP

### Concrete

BLEND  
GHOST  
LAB325  
CROSSROAD CHALK

### Metal

INTERNO 9 WIDE  
INTERNO 9

### Wood

POETRY WOOD  
ECO CHIC  
NEST  
CROSSROAD WOOD  
DOLPHIN  
SOLERAS

## Traditional

UNIKA  
RE-WORK  
FOSSIL  
SENSI CLASSIC  
DOWNTOWN  
DOCKS  
PETRAIA

## Decor & Wall

POETRY COLORS  
POETRY DECOR  
WIDE&STYLE MINI  
WIDE&STYLE MINI VOL.2  
PLAY  
CROSSROAD BRICK  
DO UP  
CHROME

## Out.20 20 mm

POETRY STONE - SENSI ROMA - NATIVE  
ATLANTIS - BLEND - GHOST - LAB325  
POETRY WOOD - ECO CHIC - DOLPHIN  
SOLERAS

## Out.30 30 mm

LAB325  
TRENTO

## Hardkoll

COLLANTI E SIGILLANTI  
ADHESIVES AND SEALANTS

## Technical info

INFORMAZIONI TECNICHE


### GRES PORCELLANATO A MASSA COLORATA FULL BODY COLORED PORCELAIN

Classificazione secondo norme UNI EN 14411 (ISO 13006) Allegato G-Gruppo Bla GL  
Classification in accordance with UNI EN 14411 (ISO 13006) Annex G-Group Bla GL



PROPRIETÀ FISICO-CHIMICHE PHYSICAL-CHEMICAL PROPERTIES	NORMA NORM	VALORE PRESCRITTO DALLE NORME VALUE PRESCRIBED FROM THE NORMS	*VAL. / VALUE NEST NAT.
	B.C.R.A. C.A.	$\mu < 0,19$ SCIVOLOSITÀ PERICOLOSA - DANGEROUSLY SLIPPERY $0,20 < \mu < 0,39$ SCIVOLOSITÀ ECCESSIVA - EXCESSIVELY SLIPPERY	> 0,40
	B.C.R.A. G.B.	$0,40 < \mu < 0,74$ ATTRITO SODDISFACENTE - SATISFACTORY GRIP $\mu > 0,75$ ATTRITO ECCELLENTE - EXCELLENT GRIP	> 0,40
RESISTENZA ALLO SCIVOLAMENTO SLIP RESISTANCE	ASTM C 1028 (S.C.O.F.)	SLIP RESISTANT (> 0,60)	> 0,60 DRY > 0,60 WET
	DIN 51130	IN FUNZIONE DELL'AMBIENTE O DELLA ZONA DI LAVORO BASING ON THE ENVIRONMENT OR THE WORKING AREA	R10
	DIN 51097	-	A
	ANSI A 137-1:2012 (D.C.O.F.)	$\geq 0,42$	> 0,42

\*Valori medi di produzione / Average production values



WOOD

# Crossroad Wood

GRES PORCELLANATO A MASSA COLORATA  
FULL BODY COLORED PORCELAIN

WHITE




COAL



SAND



TAN



GREY



AMBER



6 mm  
26x200 nat.

8,5 mm  
20x120 nat.



# Index

## Projects

### Stone

POETRY STONE  
ATLANTIS  
NATIVE  
ALPES  
ALPES RAW  
MONOLITH

### Marble

SENSI ROMA  
SENSI 900  
SENSI SIGNORIA  
SENSI GEMS  
SENSI UP

### Concrete

BLEND  
GHOST  
LAB325  
CROSSROAD CHALK

### Metal

INTERNO 9 WIDE  
INTERNO 9

### Wood

POETRY WOOD  
ECO CHIC  
NEST  
CROSSROAD WOOD  
DOLPHIN  
SOLERAS

### Traditional

UNIKA  
RE-WORK  
FOSSIL  
SENSI CLASSIC  
DOWNTOWN  
DOCKS  
PETRAIA

### Decor & Wall

POETRY COLORS  
POETRY DECOR  
WIDE&STYLE MINI  
WIDE&STYLE MINI VOL.2  
PLAY  
CROSSROAD BRICK  
DO UP  
CHROME

### Out.20 20 mm

POETRY STONE - SENSI ROMA - NATIVE  
ATLANTIS - BLEND - GHOST - LAB325  
POETRY WOOD - ECO CHIC - DOLPHIN  
SOLERAS

### Out.30 30 mm

LAB325  
TRENTO

### Hardkoll

COLLANTI E SIGILLANTI  
ADHESIVES AND SEALANTS

### Technical info

INFORMAZIONI TECNICHE

# Crossroad Wood

## WHITE

6 mm

\* 26x200 nat rett. **0000538** F 80,50

8,5 mm

20x120 nat rett. **0000543** F 53,50



## SAND

6 mm

\* 26x200 nat rett. **0000539** F 80,50

8,5 mm

20x120 nat rett. **0000544** F 53,50



\* Fino ad esaurimento scorte l'art verrà consegnato con spessore 7 mm.  
The item will be delivered 7 mm thickness while stocks last.

# Crossroad Wood

WOOD

## GREY

8,5 mm

20x120 nat rett. **0000559** F 53,50



## COAL

8,5 mm

20x120 nat rett. **0000547** F 53,50



# Index

## Projects

### Stone

POETRY STONE  
ATLANTIS  
NATIVE  
ALPES  
ALPES RAW  
MONOLITH

### Marble

SENSI ROMA  
SENSI 900  
SENSI SIGNORIA  
SENSI GEMS  
SENSI UP

### Concrete

BLEND  
GHOST  
LAB325  
CROSSROAD CHALK

### Metal

INTERNO 9 WIDE  
INTERNO 9

### Wood

POETRY WOOD  
ECO CHIC  
NEST  
CROSSROAD WOOD  
DOLPHIN  
SOLERAS

## Traditional

UNIKA  
RE-WORK  
FOSSIL  
SENSI CLASSIC  
DOWNTOWN  
DOCKS  
PETRAIA

## Decor & Wall

POETRY COLORS  
POETRY DECOR  
WIDE&STYLE MINI  
WIDE&STYLE MINI VOL.2  
PLAY  
CROSSROAD BRICK  
DO UP  
CHROME

## Out.20 20 mm

POETRY STONE - SENSI ROMA - NATIVE  
ATLANTIS - BLEND - GHOST - LAB325  
POETRY WOOD - ECO CHIC - DOLPHIN  
SOLERAS

## Out.30 30 mm

LAB325  
TRENTO

## Hardkoll

COLLANTI E SIGILLANTI  
ADHESIVES AND SEALANTS

## Technical info

INFORMAZIONI TECNICHE

# Crossroad Wood

## AMBER

6 mm

26x200 nat. rett. **0000540** F 80,50

8,5 mm

20x120 nat. rett. **0000545** F 53,50



## TAN

8,5 mm

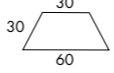


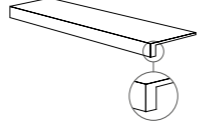
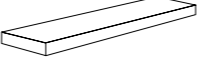
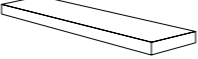
20x120 nat. rett. **0000546** F 53,50



# Crossroad Wood

WOOD



DECORI / DECORATIVE 7 mm	WHITE	SAND	GREY	COAL	AMBER	TAN
 *TRAPEZIO 60x30x30 rett. F 195,50 Ø 4 = 0,46 MQ	<b>0001097</b>	<b>0001098</b>	-	<b>0001101</b>	<b>0001099</b>	<b>0001100</b>
 *ROMBO 30 30x30 rett. F 195,50 Ø 7 = 0,54 MQ	<b>0001103</b>	<b>0001104</b>	<b>0001108</b>	<b>0001107</b>	<b>0001105</b>	<b>0001106</b>
PEZZI SPECIALI / SPECIAL TRIMS 8,5 mm	WHITE	SAND	GREY	COAL	AMBER	TAN
 BATTISCOPA rett. 6,5x120 PZ 12,90 Ø 6	<b>0001258</b>	<b>0001262</b>	<b>0001298</b>	<b>0001297</b>	<b>0001295</b>	<b>0001296</b>
 GRADONE TOP rett. 32x120x4,5x2 PZ 198,90 Ø 1	<b>0001299</b>	<b>0001300</b>	<b>0001304</b>	<b>0001303</b>	<b>0001301</b>	<b>0001302</b>
 ANGOLARE TOP SX 32x120x4,5x2 PZ 228,50 Ø 1	<b>0001305</b>	<b>0001306</b>	<b>0001310</b>	<b>0001309</b>	<b>0001307</b>	<b>0001308</b>
 ANGOLARE TOP DX 32x120x4,5x2 PZ 228,50 Ø 1	<b>0001311</b>	<b>0001312</b>	<b>0001316</b>	<b>0001315</b>	<b>0001313</b>	<b>0001314</b>

## GRES PORCELLANATO A MASSA COLORATA FULL BODY COLORED PORCELAIN

Classificazione secondo norme UNI EN 14411 (ISO 13006) Allegato G-Gruppo Bla GL  
Classification in accordance with UNI EN 14411 (ISO 13006) Annex G-Group Bla GL



PROPRIETÀ FISICO-CHIMICHE PHYSICAL-CHEMICAL PROPERTIES	NORMA NORM	VALORE PRESCRITTO DALLE NORME VALUE PRESCRIBED FROM THE NORMS	* VAL. / VALUE CROSSROAD WOOD NAT.
RESISTENZA ALLO SCIVOLAMENTO SLIP RESISTANCE	B.C.R.A. C.A.	$\mu < 0,19$ SCIVOLOSITÀ PERICOLOSA - DANGEROUSLY SLIPPERY $0,20 < \mu < 0,39$ SCIVOLOSITÀ ECCESSIVA - EXCESSIVELY SLIPPERY $0,40 < \mu < 0,74$ ATTRITO SODDISFACENTE - SATISFACTORY GRIP $\mu > 0,75$ ATTRITO ECCELLENTE - EXCELLENT GRIP	> 0,40
	B.C.R.A. G.B.		> 0,40
	ASTM C 1028 (S.C.O.F.)	SLIP RESISTANT (> 0,60)	> 0,60 DRY > 0,60 WET
	DIN 51130	IN FUNZIONE DELL'AMBIENTE O DELLA ZONA DI LAVORO BASING ON THE ENVIRONMENT OR THE WORKING AREA	R10
	DIN 51097	-	A
	ANSI A 137-1:2012 (D.C.O.F.)	≥ 0,42	> 0,42

\* Valori medi di produzione / Average production values

# Index

## Projects

### Stone

POETRY STONE  
ATLANTIS  
NATIVE  
ALPES  
ALPES RAW  
MONOLITH

### Marble

SENSI ROMA  
SENSI 900  
SENSI SIGNORIA  
SENSI GEMS  
SENSI UP

### Concrete

BLEND  
GHOST  
LAB325  
CROSSROAD CHALK

### Metal

INTERNO 9 WIDE  
INTERNO 9

### Wood

POETRY WOOD  
ECO CHIC  
NEST  
CROSSROAD WOOD  
DOLPHIN  
SOLERAS

## Traditional

UNIKA  
RE-WORK  
FOSSIL  
SENSI CLASSIC  
DOWNTOWN  
DOCKS  
PETRAIA

## Decor & Wall

POETRY COLORS  
POETRY DECOR  
WIDE&STYLE MINI  
WIDE&STYLE MINI VOL.2  
PLAY  
CROSSROAD BRICK  
DO UP  
CHROME

## Out.20 20 mm

POETRY STONE - SENSI ROMA - NATIVE  
ATLANTIS - BLEND - GHOST - LAB325  
POETRY WOOD - ECO CHIC - DOLPHIN  
SOLERAS

## Out.30 30 mm

LAB325  
TRENTO

## Hardkoll

COLLANTI E SIGILLANTI  
ADHESIVES AND SEALANTS

## Technical info

INFORMAZIONI TECNICHE

WOOD

# Dolphin

GRES PORCELLANATO A MASSA COLORATA  
FULL BODY COLORED PORCELAIN

MILK



MOON



CLAY



GREY



OAK



COAL



8,5 mm

40x170 nat.  
20x170 nat.  
20x120 nat. / R11

20 mm

30x120 R11



# Index

## Projects

### Stone

POETRY STONE  
ATLANTIS  
NATIVE  
ALPES  
ALPES RAW  
MONOLITH

### Marble

SENSI ROMA  
SENSI 900  
SENSI SIGNORIA  
SENSI GEMS  
SENSI UP

### Concrete

BLEND  
GHOST  
LAB325  
CROSSROAD CHALK

### Metal

INTERNO 9 WIDE  
INTERNO 9

### Wood

POETRY WOOD  
ECO CHIC  
NEST  
CROSSROAD WOOD  
DOLPHIN  
SOLERAS

### Traditional

UNIKA  
RE-WORK  
FOSSIL  
SENSI CLASSIC  
DOWNTOWN  
DOCKS  
PETRAIA

### Decor & Wall

POETRY COLORS  
POETRY DECOR  
WIDE&STYLE MINI  
WIDE&STYLE MINI VOL.2  
PLAY  
CROSSROAD BRICK  
DO UP  
CHROME

### Out.20 20 mm

POETRY STONE - SENSI ROMA - NATIVE  
ATLANTIS - BLEND - GHOST - LAB325  
POETRY WOOD - ECO CHIC - DOLPHIN  
SOLERAS

### Out.30 30 mm

LAB325  
TRENTO

### Hardkoll

COLLANTI E SIGILLANTI  
ADHESIVES AND SEALANTS

### Technical info

INFORMAZIONI TECNICHE

# Dolphin

## MILK

8,5 mm

40x170	nat rett.	<b>DPR5605A</b>	F 73,50
20x170	nat rett.	<b>DPR5505A</b>	F 73,50
20x120	nat rett.	<b>DPR35050</b>	F 53,50



## CLAY

8,5 mm

40x170	nat rett.	<b>DPR5610A</b>	F 73,50
20x170	nat rett.	<b>DPR5510A</b>	F 73,50
20x120	nat rett.	<b>DPR35100</b>	F 53,50



# Dolphin

## OAK

8,5 mm

40x170	nat rett.	<b>DPR5615A</b>	F 73,50
20x170	nat rett.	<b>DPR5516A</b>	F 73,50
20x120	nat rett.	<b>DPR35150</b>	F 53,50



## MOON

8,5 mm

20x120	nat rett.	<b>DPR35200</b>	F 53,50
--------	-----------	-----------------	---------



WOOD

# Index

## Projects

### Stone

POETRY STONE  
ATLANTIS  
NATIVE  
ALPES  
ALPES RAW  
MONOLITH

### Marble

SENSI ROMA  
SENSI 900  
SENSI SIGNORIA  
SENSI GEMS  
SENSI UP

### Concrete

BLEND  
GHOST  
LAB325  
CROSSROAD CHALK

### Metal

INTERNO 9 WIDE  
INTERNO 9

### Wood

POETRY WOOD  
ECO CHIC  
NEST  
CROSSROAD WOOD  
DOLPHIN  
SOLERAS

## Traditional

UNIKA  
RE-WORK  
FOSSIL  
SENSI CLASSIC  
DOWNTOWN  
DOCKS  
PETRAIA

## Decor & Wall

POETRY COLORS  
POETRY DECOR  
WIDE&STYLE MINI  
WIDE&STYLE MINI VOL.2  
PLAY  
CROSSROAD BRICK  
DO UP  
CHROME

### Out.20 20 mm

POETRY STONE - SENSI ROMA - NATIVE  
ATLANTIS - BLEND - GHOST - LAB325  
POETRY WOOD - ECO CHIC - DOLPHIN  
SOLERAS

### Out.30 30 mm

LAB325  
TRENTO

## Hardkoll

COLLANTI E SIGILLANTI  
ADHESIVES AND SEALANTS

## Technical info

INFORMAZIONI TECNICHE

# Dolphin

GREY

8,5 mm

20x120 nat rett. **DPR35250** F 53,50



COAL

8,5 mm

20x120 nat rett. **DPR35300** F 53,50



# Dolphin

WOOD


DECORI DA RIVESTIMENTO E PAVIMENTO - WALL AND FLOOR DECORS 8,5 mm



20x120 3  
LISTONE CLAY PAINT MIX 3  
**DPR35105** rett. PZ 98,90



20x15 6  
SNIP PAINT MIX 6 (5x20+10x20+15x20)  
**DPR35106** rett. PZ 138,50  
(prezzo a cp.)



20x120 3  
LISTONE GREY ENAMEL MIX 3  
**DPR35255** rett. PZ 98,90

# Index

## Projects

### Stone

POETRY STONE  
ATLANTIS  
NATIVE  
ALPES  
ALPES RAW  
MONOLITH

### Marble

SENSI ROMA  
SENSI 900  
SENSI SIGNORIA  
SENSI GEMS  
SENSI UP

### Concrete

BLEND  
GHOST  
LAB325  
CROSSROAD CHALK

### Metal

INTERNO 9 WIDE  
INTERNO 9

### Wood

POETRY WOOD  
ECO CHIC  
NEST  
CROSSROAD WOOD  
DOLPHIN  
SOLERAS

## Traditional

UNIKA  
RE-WORK  
FOSSIL  
SENSI CLASSIC  
DOWNTOWN  
DOCKS  
PETRAIA

## Decor & Wall

POETRY COLORS  
POETRY DECOR  
WIDE&STYLE MINI  
WIDE&STYLE MINI VOL.2  
PLAY  
CROSSROAD BRICK  
DO UP  
CHROME

### Out.20 20 mm

POETRY STONE - SENSI ROMA - NATIVE  
ATLANTIS - BLEND - GHOST - LAB325  
POETRY WOOD - ECO CHIC - DOLPHIN  
SOLERAS

### Out.30 30 mm

LAB325  
TRENTO

## Hardkoll


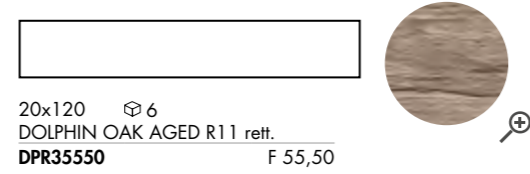

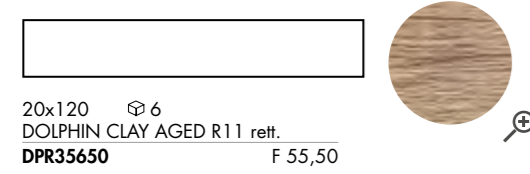
COLLANTI E SIGILLANTI  
ADHESIVES AND SEALANTS

## Technical info

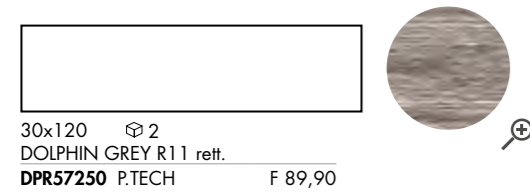
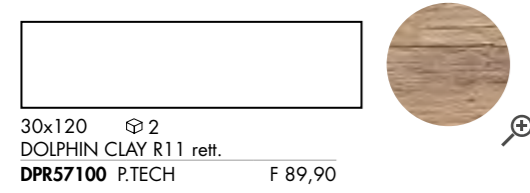
INFORMAZIONI TECNICHE

# Dolphin

OUTDOOR R11 8,5 mm



OUT.20 R11 20 mm P.tech



Per la serie completa vedi pag. 315  
For the complete collection see page 315

# Dolphin

WOOD

PEZZI SPECIALI / SPECIAL TRIMS 8,5 mm	MILK	CLAY	OAK	MOON	GREY	COAL
BATTISCOPA rett. 6,5x120 PZ 12,90 6	DPR35051	DPR35101	DPR35151	DPR35201	DPR35251	DPR35301
GRADONE TOP rett. 32x120x4,5x2 PZ 198,90 1	DPR35053	DPR35103	DPR35153	DPR35203	DPR35253	DPR35303
ANGOLARE TOP SX 32x120x4,5x2 PZ 228,50 1	DPR35054	DPR35104	DPR35154	DPR35204	DPR35254	DPR35304
ANGOLARE TOP DX 32x120x4,5x2 PZ 228,50 1	DPR35055	DPR35107	DPR35155	DPR35205	DPR35257	DPR35305
ELEMENTO L aged 15x60x4 PZ 53,50 R11 4	-	DPR35651	DPR35551	-	DPR35601	DPR35751

## GRES PORCELLANATO A MASSA COLORATA FULL BODY COLORED PORCELAIN

Classificazione secondo norme UNI EN 14411 (ISO 13006) Allegato G-Gruppo Bla GL  
Classification in accordance with UNI EN 14411 (ISO 13006) Annex G-Group Bla GL



PROPRIETÀ FISICO-CHIMICHE PHYSICAL-CHEMICAL PROPERTIES	NORMA NORM	VALORE PRESCRITTO DALLE NORME VALUE PRESCRIBED FROM THE NORMS	* VAL. / VALUE DOLPHIN NAT.	* VAL. / VALUE DOLPHIN OUTDOOR / OUT.20 P.TECH
RESISTENZA ALLO SCIVOLAMENTO SLIP RESISTANCE	B.C.R.A. C.A.	$\mu$ 0,19 SCIVOLOSITÀ PERICOLOSA - DANGEROUSLY SLIPPERY 0,20 < $\mu$ < 0,39 SCIVOLOSITÀ ECCESSIVA - EXCESSIVELY SLIPPERY 0,40 < $\mu$ < 0,74 ATTRITO SODDISFACENTE - SATISFACTORY GRIP $\mu$ 0,75 ATTRITO ECCELLENTE - EXCELLENT GRIP	> 0,40	> 0,40
	B.C.R.A. G.B.		> 0,40	> 0,40
	ASTM C 1028 [S.C.O.F.]	SLIP RESISTANT (> 0,60)	> 0,60 DRY > 0,60 WET	> 0,60 DRY > 0,60 WET
	DIN 51130	IN FUNZIONE DELL'AMBIENTE O DELLA ZONA DI LAVORO BASING ON THE ENVIRONMENT OR THE WORKING AREA	R10	R11
	DIN 51097 ANSI A 137-1:2012 [D.C.O.F.]	-	A ≥ 0,42	A+B+C > 0,42

\* Valori medi di produzione / Average production values

# Index

## Projects

Stone	POETRY STONE ATLANTIS NATIVE ALPES ALPES RAW MONOLITH
Marble	SENSI ROMA SENSI 900 SENSI SIGNORIA SENSI GEMS SENSI UP
Concrete	BLEND GHOST LAB325 CROSSROAD CHALK
Metal	INTERNO 9 WIDE INTERNO 9
Wood	POETRY WOOD ECO CHIC NEST CROSSROAD WOOD DOLPHIN SOLERAS
Traditional	UNIKA RE-WORK FOSSIL SENSI CLASSIC DOWNTOWN DOCKS PETRAIA
Decor & Wall	POETRY COLORS POETRY DECOR WIDE&STYLE MINI WIDE&STYLE MINI VOL.2 PLAY CROSSROAD BRICK DO UP CHROME

## Out.20 20 mm

POETRY STONE - SENSI ROMA - NATIVE  
ATLANTIS - BLEND - GHOST - LAB325  
POETRY WOOD - ECO CHIC - DOLPHIN  
SOLERAS

## Out.30 30 mm

LAB325  
TRENTO

## Hardkoll

COLLANTI E SIGILLANTI  
ADHESIVES AND SEALANTS

## Technical info

INFORMAZIONI TECNICHE



WOOD

# Soleras

GRES PORCELLANATO A MASSA COLORATA  
FULL BODY COLORED PORCELAIN

NATURALE



BIANCO



BEIGE



GRIGIO



AVANA



8,5 mm

20x170 nat.  
20x120 nat.  
20x80 nat. / R11  
13,5x80 nat.

20 mm

30x120 R11



# Index

## Projects

### Stone

POETRY STONE  
ATLANTIS  
NATIVE  
ALPES  
ALPES RAW  
MONOLITH

### Marble

SENSI ROMA  
SENSI 900  
SENSI SIGNORIA  
SENSI GEMS  
SENSI UP

### Concrete

BLEND  
GHOST  
LAB325  
CROSSROAD CHALK

### Metal

INTERNO 9 WIDE  
INTERNO 9

### Wood

POETRY WOOD  
ECO CHIC  
NEST  
CROSSROAD WOOD  
DOLPHIN  
SOLERAS

### Traditional

UNIKA  
RE-WORK  
FOSSIL  
SENSI CLASSIC  
DOWNTOWN  
DOCKS  
PETRAIA

### Decor & Wall

POETRY COLORS  
POETRY DECOR  
WIDE&STYLE MINI  
WIDE&STYLE MINI VOL.2  
PLAY  
CROSSROAD BRICK  
DO UP  
CHROME

### Out.20 20 mm

POETRY STONE - SENSI ROMA - NATIVE  
ATLANTIS - BLEND - GHOST - LAB325  
POETRY WOOD - ECO CHIC - DOLPHIN  
SOLERAS

### Out.30 30 mm

LAB325  
TRENTO

### Hardkoll

COLLANTI E SIGILLANTI  
ADHESIVES AND SEALANTS

### Technical info

INFORMAZIONI TECNICHE



## Soleras

WOOD

### NATURALE

8,5 mm

20x170 nat rett. **S1R5520A** F 73,50

20x120 nat rett. **S1R35200** F 53,50

20x80 nat rett. **S1R4920B** F 48,50

13,5x80 nat rett. **S1R48200** F 48,50

### BEIGE

8,5 mm

20x120 nat rett. **S1R35300** F 53,50

20x80 nat rett. **S1R4930B** F 48,50

13,5x80 nat rett. **S1R48300** F 48,50



# Index

## Projects

### Stone

POETRY STONE  
ATLANTIS  
NATIVE  
ALPES  
ALPES RAW  
MONOLITH

### Marble

SENSI ROMA  
SENSI 900  
SENSI SIGNORIA  
SENSI GEMS  
SENSI UP

### Concrete

BLEND  
GHOST  
LAB325  
CROSSROAD CHALK

### Metal

INTERNO 9 WIDE  
INTERNO 9

### Wood

POETRY WOOD  
ECO CHIC  
NEST  
CROSSROAD WOOD  
DOLPHIN  
SOLERAS

## Traditional

UNIKA  
RE-WORK  
FOSSIL  
SENSI CLASSIC  
DOWNTOWN  
DOCKS  
PETRAIA

## Decor & Wall

POETRY COLORS  
POETRY DECOR  
WIDE&STYLE MINI  
WIDE&STYLE MINI VOL.2  
PLAY  
CROSSROAD BRICK  
DO UP  
CHROME

### Out.20 20 mm

POETRY STONE - SENSI ROMA - NATIVE  
ATLANTIS - BLEND - GHOST - LAB325  
POETRY WOOD - ECO CHIC - DOLPHIN  
SOLERAS

### Out.30 30 mm

LAB325  
TRENTO

## Hardkoll

COLLANTI E SIGILLANTI  
ADHESIVES AND SEALANTS

## Technical info

INFORMAZIONI TECNICHE

# Soleras

## AVANA

8,5 mm

20x170	nat rett.	<b>S1R5525A</b>	F 73,50
20x120	nat rett.	<b>S1R35250</b>	F 53,50
20x80	nat rett.	<b>S1R4925B</b>	F 48,50
13,5x80	nat rett.	<b>S1R48250</b>	F 48,50



## BIANCO

8,5 mm

20x170	nat rett.	<b>S1R5505A</b>	F 73,50
20x120	nat rett.	<b>S1R35050</b>	F 53,50
20x80	nat rett.	<b>S1R4905B</b>	F 48,50
13,5x80	nat rett.	<b>S1R48050</b>	F 48,50



# Soleras

## GRIGIO

8,5 mm

20x170	nat rett.	<b>S1R5510A</b>	F 73,50
20x120	nat rett.	<b>S1R35100</b>	F 53,50
20x80	nat rett.	<b>S1R4910B</b>	F 48,50
13,5x80	nat rett.	<b>S1R48100</b>	F 48,50



WOOD

# Index

## Projects

### Stone

POETRY STONE  
ATLANTIS  
NATIVE  
ALPES  
ALPES RAW  
MONOLITH

### Marble

SENSI ROMA  
SENSI 900  
SENSI SIGNORIA  
SENSI GEMS  
SENSI UP

### Concrete

BLEND  
GHOST  
LAB325  
CROSSROAD CHALK

### Metal

INTERNO 9 WIDE  
INTERNO 9

### Wood

POETRY WOOD  
ECO CHIC  
NEST  
CROSSROAD WOOD  
DOLPHIN  
SOLERAS

## Traditional

UNIKA  
RE-WORK  
FOSSIL  
SENSI CLASSIC  
DOWNTOWN  
DOCKS  
PETRAIA

## Decor & Wall

POETRY COLORS  
POETRY DECOR  
WIDE&STYLE MINI  
WIDE&STYLE MINI VOL.2  
PLAY  
CROSSROAD BRICK  
DO UP  
CHROME

### Out.20 20 mm

POETRY STONE - SENSI ROMA - NATIVE  
ATLANTIS - BLEND - GHOST - LAB325  
POETRY WOOD - ECO CHIC - DOLPHIN  
SOLERAS

### Out.30 30 mm

LAB325  
TRENTO

## Hardkoll

COLLANTI E SIGILLANTI  
ADHESIVES AND SEALANTS

## Technical info

INFORMAZIONI TECNICHE

# Soleras







5x80  4  
 LIST. SOLERAS AVANA  
**S1R49255** nat. rett. PZ 8,50








5x40  4  
 \*LISTELLO WOOD  
**DKR51055** nat. rett. PZ 23,50

\* Antico legno alpino recuperato da costruzioni dismesse e trattato per l'utilizzo in parete e a pavimento. Ogni pezzo è unico e irripetibile. Antique alpin wood, recovered from discontinued buildings and treated for floor and wall use. Every single piece turns out to be different and unique.  
 Art. realizzati con materiali naturali: vedi indicazioni per posa e pulizia a pag. 330 dell' area tecnica.  
 Items produced with natural materials: check the technical area at page 330.

## OUTDOOR R11 8,5 mm





    
 20x80  8  
 SOLERAS NATURALE R11 rett.  
**S1R4965B** F 50,50





    
 20x80  8  
 SOLERAS AVANA R11 rett.  
**S1R4970B** F 50,50

    
 20x80  8  
 SOLERAS BIANCO R11 rett.  
**S1R4950B** F 50,50

    
 20x80  8  
 SOLERAS GRIGIO R11 rett.  
**S1R4955B** F 50,50

## OUT.20 R11 20 mm P.tech

    
 30x120  2  
 SOLERAS NATURALE R11 rett.  
**S1R57200** P.TECH F 89,90

    
 30x120  2  
 SOLERAS AVANA R11 rett.  
**S1R57250** P.TECH F 89,90





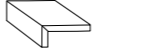

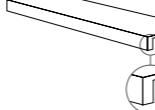

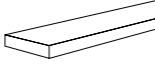





Per la serie completa vedi pag. 315  
 For the complete collection see page 315

# Soleras

WOOD



DECORI / DECORATIVE 8,5 mm	NATURALE	BEIGE	AVANA	BIANCO	GRIGIO
 FRENCH PATTERN rett. 20x80 F 101,90  6 80 cm 68,45 cm	-	-	<b>S1R4926A</b>	-	<b>S1R4911A</b>

PEZZI SPECIALI / SPECIAL TRIMS 8,5 mm	NATURALE	BEIGE	AVANA	BIANCO	GRIGIO
 BATTISCOPA rett. 6,5x80 PZ 10,90  8	<b>S1R49201</b>	<b>S1R49301</b>	<b>S1R49251</b>	<b>S1R49051</b>	<b>S1R49101</b>
 COMP. SCALINO rett. 35x80x4 PZ 95,50 (prezzo a comp.)  1 cp/box	<b>S1R49206</b>	<b>S1R49306</b>	<b>S1R49256</b>	<b>S1R49056</b>	<b>S1R49106</b>
 AE INC. rett. 12,5x40x3 PZ 32,50  4	<b>S1R49207A</b>	<b>S1R49307A</b>	<b>S1R49257A</b>	<b>S1R49057A</b>	<b>S1R49107A</b>
 GRADONE TOP rett. 32x120x4,5x2 PZ 198,90  1	<b>S1R55203</b>	<b>S1R55303</b>	<b>S1R55253</b>	<b>S1R55053</b>	<b>S1R55103</b>
 ANGOLARE TOP SX 32x120x4,5x2 PZ 228,50  1	<b>S1R55204</b>	<b>S1R55304</b>	<b>S1R55254</b>	<b>S1R55054</b>	<b>S1R55104</b>
 ANGOLARE TOP DX 32x120x4,5x2 PZ 228,50  1	<b>S1R55205</b>	<b>S1R55305</b>	<b>S1R55255</b>	<b>S1R55055</b>	<b>S1R55105</b>
 GRADINO L. R11 20x40x4 PZ 48,50  2	<b>S1R49651</b>	-	<b>S1R49701</b>	<b>S1R49501</b>	<b>S1R49551</b>

## GRES PORCELLANATO A MASSA COLORATA FULL BODY COLORED PORCELAIN

Classificazione secondo norme UNI EN 14411 (ISO 13006) Allegato G-Gruppo Bla GL  
 Classification in accordance with UNI EN 14411 (ISO 13006) Annex G-Group Bla GL



PROPRIETÀ FISICO-CHIMICHE PHYSICAL-CHEMICAL PROPERTIES	NORMA NORM	VALORE PRESCRITTO DALLE NORME VALUE PRESCRIBED FROM THE NORMS	* VAL. / VALUE SOLERAS NAT.	* VAL. / VALUE SOLERAS OUTDOOR/ OUT.20 P.TECH
RESISTENZA ALLO SCIVOLAMENTO SLIP RESISTANCE	B.C.R.A. C.A.	$\mu > 0,19$ SCIVOLOSITÀ PERICOLOSA - DANGEROUSLY SLIPPERY $0,20 < \mu < 0,39$ SCIVOLOSITÀ ECESSIVA - EXCESSIVELY SLIPPERY $0,40 < \mu < 0,74$ ATTRITO SODDISFACENTE - SATISFACTORY GRIP $\mu > 0,75$ ATTRITO ECCELLENTE - EXCELLENT GRIP	> 0,40	> 0,40
	B.C.R.A. G.B.		> 0,40	> 0,40
	ASTM C 1028 [S.C.O.F.]	SLIP RESISTANT (> 0,60)	> 0,60 DRY > 0,60 WET	> 0,60 DRY > 0,60 WET
	DIN 51130	IN FUNZIONE DELL'AMBIENTE O DELLA ZONA DI LAVORO BASING ON THE ENVIRONMENT OR THE WORKING AREA	R9	R11
	DIN 51097 ANSI A 137-1:2012 [D.C.O.F.]	-	A ≥ 0,42	A+B+C > 0,42

\* Valori medi di produzione / Average production values

# Index

## Projects

**Stone**  
 POETRY STONE  
 ATLANTIS  
 NATIVE  
 ALPES  
 ALPES RAW  
 MONOLITH

**Marble**  
 SENSI ROMA  
 SENSI 900  
 SENSI SIGNORIA  
 SENSI GEMS  
 SENSI UP

**Concrete**  
 BLEND  
 GHOST  
 LAB325  
 CROSSROAD CHALK

**Metal**  
 INTERNO 9 WIDE  
 INTERNO 9

**Wood**  
 POETRY WOOD  
 ECO CHIC  
 NEST  
 CROSSROAD WOOD  
 DOLPHIN  
 SOLERAS

**Traditional**  
 UNIKA  
 RE-WORK  
 FOSSIL  
 SENSI CLASSIC  
 DOWNTOWN  
 DOCKS  
 PETRAIA

**Decor & Wall**  
 POETRY COLORS  
 POETRY DECOR  
 WIDE&STYLE MINI  
 WIDE&STYLE MINI VOL.2  
 PLAY  
 CROSSROAD BRICK  
 DO UP  
 CHROME

**Out.20  
20 mm**  
 POETRY STONE - SENSI ROMA - NATIVE  
 ATLANTIS - BLEND - GHOST - LAB325  
 POETRY WOOD - ECO CHIC - DOLPHIN  
 SOLERAS

**Out.30  
30 mm**  
 LAB325  
 TRENTO

**Hardkoll**  
 COLLANTI E SIGILLANTI  
 ADHESIVES AND SEALANTS

**Technical info**  
 INFORMAZIONI TECNICHE

STONE

# Unika

GRES PORCELLANATO A MASSA COLORATA  
FULL BODY COLORED PORCELAIN

CREAM



ECRU



BRONZE



GREY



SMOKE



8,5 mm

60x120 nat.  
30x120 nat.  
60x60 nat.  
30x60 nat.  
20x40 R11



# Index

## Projects

### Stone

POETRY STONE  
ATLANTIS  
NATIVE  
ALPES  
ALPES RAW  
MONOLITH

### Marble

SENSI ROMA  
SENSI 900  
SENSI SIGNORIA  
SENSI GEMS  
SENSI UP

### Concrete

BLEND  
GHOST  
LAB325  
CROSSROAD CHALK

### Metal

INTERNO 9 WIDE  
INTERNO 9

### Wood

POETRY WOOD  
ECO CHIC  
NEST  
CROSSROAD WOOD  
DOLPHIN  
SOLERAS

### Traditional

UNIKA  
RE-WORK  
FOSSIL  
SENSI CLASSIC  
DOWNTOWN  
DOCKS  
PETRAIA

### Decor & Wall

POETRY COLORS  
POETRY DECOR  
WIDE&STYLE MINI  
WIDE&STYLE MINI VOL.2  
PLAY  
CROSSROAD BRICK  
DO UP  
CHROME

### Out.20 20 mm

POETRY STONE - SENSI ROMA - NATIVE  
ATLANTIS - BLEND - GHOST - LAB325  
POETRY WOOD - ECO CHIC - DOLPHIN  
SOLERAS

### Out.30 30 mm

LAB325  
TRENTO

### Hardkoll

COLLANTI E SIGILLANTI  
ADHESIVES AND SEALANTS

### Technical info

INFORMAZIONI TECNICHE

# Unika

## CREAM

8,5 mm

60x120	nat rett.	<b>UKR3405A</b>	F 60,90
30x120	nat rett.	<b>UKR57050</b>	F 61,50
60x60	nat rett.	<b>UKR01050</b>	F 51,50
30x60	nat rett.	<b>UKR03050</b>	F 47,50



## ECRU

8,5 mm

60x120	nat rett.	<b>UKR3410A</b>	F 60,90
30x120	nat rett.	<b>UKR57100</b>	F 61,50
60x60	nat rett.	<b>UKR01100</b>	F 51,50
30x60	nat rett.	<b>UKR03100</b>	F 47,50



# Unika

## BRONZE

8,5 mm

60x120	nat rett.	<b>UKR3430A</b>	F 60,90
30x120	nat rett.	<b>UKR57300</b>	F 61,50
60x60	nat rett.	<b>UKR01300</b>	F 51,50
30x60	nat rett.	<b>UKR03300</b>	F 47,50



## SMOKE

8,5 mm

60x120	nat rett.	<b>UKR3420A</b>	F 60,90
30x120	nat rett.	<b>UKR57200</b>	F 61,50
60x60	nat rett.	<b>UKR01200</b>	F 51,50
30x60	nat rett.	<b>UKR03200</b>	F 47,50



STONE

# Index

## Projects

### Stone

POETRY STONE  
ATLANTIS  
NATIVE  
ALPES  
ALPES RAW  
MONOLITH

### Marble

SENSI ROMA  
SENSI 900  
SENSI SIGNORIA  
SENSI GEMS  
SENSI UP

### Concrete

BLEND  
GHOST  
LAB325  
CROSSROAD CHALK

### Metal

INTERNO 9 WIDE  
INTERNO 9

### Wood

POETRY WOOD  
ECO CHIC  
NEST  
CROSSROAD WOOD  
DOLPHIN  
SOLERAS

## Traditional

UNIKA  
RE-WORK  
FOSSIL  
SENSI CLASSIC  
DOWNTOWN  
DOCKS  
PETRAIA

## Decor & Wall

POETRY COLORS  
POETRY DECOR  
WIDE&STYLE MINI  
WIDE&STYLE MINI VOL.2  
PLAY  
CROSSROAD BRICK  
DO UP  
CHROME

### Out.20 20 mm

POETRY STONE - SENSI ROMA - NATIVE  
ATLANTIS - BLEND - GHOST - LAB325  
POETRY WOOD - ECO CHIC - DOLPHIN  
SOLERAS

### Out.30 30 mm

LAB325  
TRENTO

## Hardkoll

COLLANTI E SIGILLANTI  
ADHESIVES AND SEALANTS

## Technical info

INFORMAZIONI TECNICHE

## GREY

8,5 mm

60x120	nat rett.	<b>UKR3415A</b>	F 60,90
30x120	nat rett.	<b>UKR57150</b>	F 61,50
60x60	nat rett.	<b>UKR01150</b>	F 51,50
30x60	nat rett.	<b>UKR03150</b>	F 47,50



## GAME GREY

8,5 mm

60x60	nat rett.	<b>UKR01450</b>	F 77,50
-------	-----------	-----------------	---------

(UNIKA GREY + DOLPHIN GREY)

Articolo composto da pattern grafici diversi che non prevedono agganci tra loro e miscelati in modo casuale in fase di inscatolamento. Non si garantisce pertanto la presenza costante di tutti i soggetti all'interno delle confezioni. This article comes in several different versions with unconnected patterns that are mixed randomly at the time of packaging. There is therefore no guarantee that all patterns will be present in any individual box.



## FREEDOM

8,5 mm

60x60	nat rett.	<b>UKR01350</b>	F 77,50
-------	-----------	-----------------	---------


Articolo composto da pattern grafici diversi che non prevedono agganci tra loro e miscelati in modo casuale in fase di inscatolamento. Non si garantisce pertanto la presenza costante di tutti i soggetti all'interno delle confezioni. This article comes in several different versions with unconnected patterns that are mixed randomly at the time of packaging. There is therefore no guarantee that all patterns will be present in any individual box.



## DECORI DA RIVESTIMENTO - WALL DECORS 8,5 mm



10x60 3  
**\*\* LISTONE WOM**  
**UKR01161** rett. PZ 40,50  
 (Metalli Preziosi - Precious metals)



10x10 6  
**\*\* TOZZETTO WOM MIX 6**  
**UKR01162** rett. PZ 17,50  
 (Metalli Preziosi - Precious metals)



1,5x30 4  
**\*\* R1R03207** PZ 26,90



1,5x30 4  
**\*\* R1R03157** PZ 26,90



1,5x30 4  
**\*\* R1R03106** PZ 26,90  
 (Vetro e metalli preziosi - Glass and precious metals)



5x30 4  
**\* FASCIA ESSENZE MIX**  
**I9R03053** PZ 25,50  
 (Legno - Wood)



4x30 4  
**\* FASCIA ARDESIA BRONZO**  
**RER09054** PZ 24,50



4x30 4  
**\* FASCIA ARDESIA GRIGIO**  
**RER09204** PZ 24,50  
 (Pietra naturale - Natural stone)

\* Art. realizzati con materiali naturali; vedi indicazioni per posa e pulizia a pag. 330 dell' area tecnica. Items produced with natural materials; check the technical area at page 330.

\*\* Metalli preziosi. Si consiglia di pulire la superficie senza utilizzare prodotti contenenti sostanze abrasive per non alterare la brillantezza del metallo prezioso. Precious metal. Do not use products containing abrasive substances to clean the decorative element so as not to affect the shine of the precious metal.

# Index

## Projects

### Stone

POETRY STONE  
ATLANTIS  
NATIVE  
ALPES  
ALPES RAW  
MONOLITH

### Marble

SENSI ROMA  
SENSI 900  
SENSI SIGNORIA  
SENSI GEMS  
SENSI UP

### Concrete

BLEND  
GHOST  
LAB325  
CROSSROAD CHALK

### Metal

INTERNO 9 WIDE  
INTERNO 9

### Wood

POETRY WOOD  
ECO CHIC  
NEST  
CROSSROAD WOOD  
DOLPHIN  
SOLERAS

## Traditional

UNIKA  
RE-WORK  
FOSSIL  
SENSI CLASSIC  
DOWNTOWN  
DOCKS  
PETRAIA

## Decor & Wall

POETRY COLORS  
POETRY DECOR  
WIDE&STYLE MINI  
WIDE&STYLE MINI VOL.2  
PLAY  
CROSSROAD BRICK  
DO UP  
CHROME

## Out.20 20 mm

POETRY STONE - SENSI ROMA - NATIVE  
ATLANTIS - BLEND - GHOST - LAB325  
POETRY WOOD - ECO CHIC - DOLPHIN  
SOLERAS

## Out.30 30 mm

LAB325  
TRENTO

## Hardkoll

COLLANTI E SIGILLANTI  
ADHESIVES AND SEALANTS


## Technical info

INFORMAZIONI TECNICHE

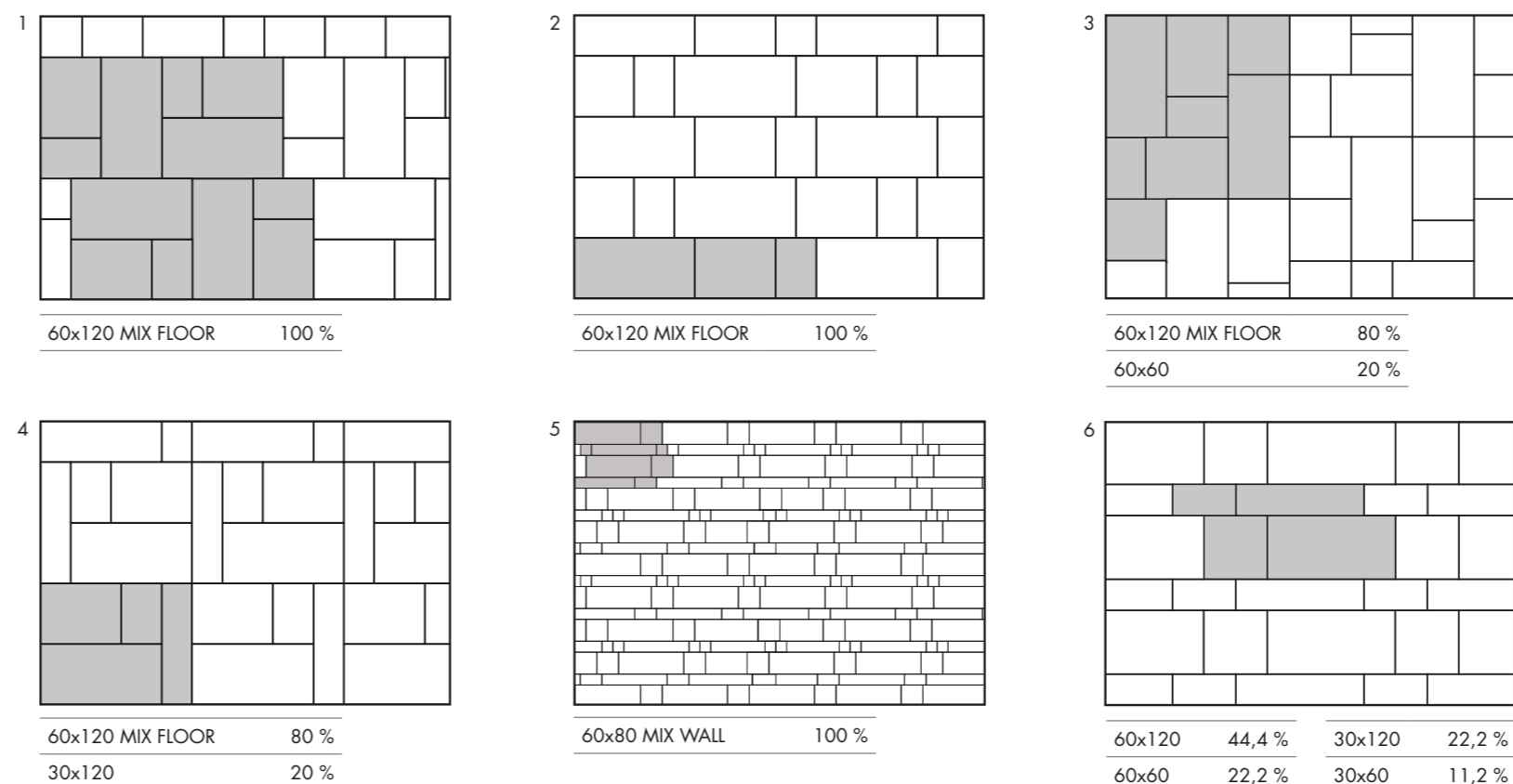
DECORI / DECORATIVE 8,5 mm	CREAM	ECRU	BRONZE	GREY	SMOKE
MOS. OPUS MINI rett. 30x30 F 290,50  4	UKR09052	UKR09102	UKR09302	UKR09152	UKR09202
MOS. QUADRETTI rett. 30x30 F 117,50  4	UKR09051	UKR09101	UKR09301	UKR09151	UKR09201
MIX FLOOR 60x120 F 94,50  2 Pcs box: 60x120  1 60x80  1 60x40  1	UKR3406A	UKR3411A	UKR3431A	UKR3416A	UKR3421A
MIX WALL 60x80 F 96,50  2 Pcs box: 20x60  4 20x20  4 10x60  4 10x20  2 10x10  4	UKR20050	UKR20100	UKR20300	UKR20150	UKR20200

PEZZI SPECIALI / SPECIAL TRIMS 8,5 mm	CREAM	ECRU	BRONZE	GREY	SMOKE
BATTISCOPA rett. 5,5x60 PZ 9,50  10	UKR01052	UKR01102	UKR01302	UKR01152	UKR01202
GRADONE TOP rett. 32x120x4,5x2 PZ 198,90  1	UKR34052	UKR34102	UKR34302	UKR34152	UKR34202
ANGOLARE TOP SX 32x120x4,5x2 PZ 228,50  1	UKR34054	UKR34104	UKR34304	UKR34154	UKR34204
ANGOLARE TOP DX 32x120x4,5x2 PZ 228,50  1	UKR34055	UKR34105	UKR34305	UKR34155	UKR34205
ELEMENTO L MONOL. 15x30x3,5 bocciardato nat. PZ 17,50 R11  8	-	UKN18101	-	UKN18151	-

OUTDOOR R11 8,5 mm



## SCHEMI DI POSA / INSTALLATION PATTERNS



STONE

# Index

## Projects

### Stone

POETRY STONE  
ATLANTIS  
NATIVE  
ALPES  
ALPES RAW  
MONOLITH

### Marble

SENSI ROMA  
SENSI 900  
SENSI SIGNORIA  
SENSI GEMS  
SENSI UP

### Concrete

BLEND  
GHOST  
LAB325  
CROSSROAD CHALK

### Metal

INTERNO 9 WIDE  
INTERNO 9

### Wood

POETRY WOOD  
ECO CHIC  
NEST  
CROSSROAD WOOD  
DOLPHIN  
SOLERAS

## Traditional

UNIKA  
RE-WORK  
FOSSIL  
SENSI CLASSIC  
DOWNTOWN  
DOCKS  
PETRAIA

## Decor & Wall

POETRY COLORS  
POETRY DECOR  
WIDE&STYLE MINI  
WIDE&STYLE MINI VOL.2  
PLAY  
CROSSROAD BRICK  
DO UP  
CHROME

## Out.20 20 mm

POETRY STONE - SENSI ROMA - NATIVE  
ATLANTIS - BLEND - GHOST - LAB325  
POETRY WOOD - ECO CHIC - DOLPHIN  
SOLERAS

## Out.30 30 mm

LAB325  
TRENTO

## Hardkoll

COLLANTI E SIGILLANTI  
ADHESIVES AND SEALANTS

## Technical info

INFORMAZIONI TECNICHE

### GRES PORCELLANATO A MASSA COLORATA FULL BODY COLORED PORCELAIN

Classificazione secondo norme UNI EN 14411 (ISO 13006) Allegato G-Gruppo Bla GL  
Classification in accordance with UNI EN 14411 (ISO 13006) Annex G-Group Bla GL



PROPRIETÀ FISICO-CHIMICHE PHYSICAL-CHEMICAL PROPERTIES	NORMA NORM	VALORE PRESCRITTO DALLE NORME VALUE PRESCRIBED FROM THE NORMS	* VAL. / VALUE UNIKA NAT.	* VAL. / VALUE UNIKA OUTDOOR
RESISTENZA ALLO SCIVOLAMENTO SLIP RESISTANCE	B.C.R.A. C.A.	$\mu > 0,19$ SCIUVOLITÀ PERICOLOSA - DANGEROUSLY SLIPPERY $0,20 < \mu < 0,39$ SCIUVOLITÀ ECCESSIVA - EXCESSIVELY SLIPPERY $0,40 < \mu < 0,74$ ATTRITO SODDISFACENTE - SATISFACTORY GRIP $\mu > 0,75$ ATTRITO ECCELLENTE - EXCELLENT GRIP	> 0,40	> 0,40
	B.C.R.A. G.B.		> 0,40	> 0,40
	ASTM C 1028 [S.C.O.F.]	SLIP RESISTANT [ $> 0,60$ ]	> 0,60 DRY > 0,60 WET	> 0,60 DRY > 0,60 WET
	DIN 51130	IN FUNZIONE DELL'AMBIENTE O DELLA ZONA DI LAVORO BASING ON THE ENVIRONMENT OR THE WORKING AREA	R10	R11
	DIN 51097 ANSI A 137-1:2012 [D.C.O.F.]	-	A+B $\geq 0,42$	A+B+C > 0,42

\* Valori medi di produzione / Average production values



STONE

# Re - work

GRES PORCELLANATO A MASSA COLORATA  
FULL BODY COLORED PORCELAIN

MULTI FOG



MULTI BEIGE



8,5 mm

40x80 nat.  
20x80 nat.  
20x40 R11

## Re - work

MULTI FOG

8,5 mm

40x80 nat rett. **RER51400** F 55,50

20x80 nat rett. **RER4940B** F 48,50


MULTI BEIGE

8,5 mm

40x80 nat rett. **RER51350** F 55,50

20x80 nat rett. **RER4935B** F 48,50

STONE



223

222

# Index

## Projects

### Stone

POETRY STONE  
ATLANTIS  
NATIVE  
ALPES  
ALPES RAW  
MONOLITH

### Marble

SENSI ROMA  
SENSI 900  
SENSI SIGNORIA  
SENSI GEMS  
SENSI UP

### Concrete

BLEND  
GHOST  
LAB325  
CROSSROAD CHALK

### Metal

INTERNO 9 <sup>WIDE</sup>  
INTERNO 9

### Wood

POETRY WOOD  
ECO CHIC  
NEST  
CROSSROAD WOOD  
DOLPHIN  
SOLERAS

## Traditional

UNIKA  
RE-WORK  
FOSSIL  
SENSI CLASSIC  
DOWNTOWN  
DOCKS  
PETRAIA

## Decor & Wall

POETRY COLORS  
POETRY DECOR  
WIDE&STYLE MINI  
WIDE&STYLE MINI VOL.2  
PLAY  
CROSSROAD BRICK  
DO UP  
CHROME

## Out.20 20 mm

POETRY STONE - SENSI ROMA - NATIVE  
ATLANTIS - BLEND - GHOST - LAB325  
POETRY WOOD - ECO CHIC - DOLPHIN  
SOLERAS

## Out.30 30 mm

LAB325  
TRENTO

## Hardkoll

COLLANTI E SIGILLANTI  
ADHESIVES AND SEALANTS


## Technical info


INFORMAZIONI TECNICHE

# Re - work


## DECORI DA RIVESTIMENTO - WALL DECORS

4x30   
 • FASCIA ARDESIA BRONZO  
**RER09054** rett. PZ 24,50  
 (Pietra naturale - Natural stone)

1,5x30   
 FASCIA VETRO BRONZO  
**R1R03157** PZ 26,90  
 (Vetro e metalli preziosi - Glass and precious metals)

1,5x80   
 MATITA METAL (alluminio - aluminium)  
**DKR51051** PZ 23,50


2x80   
 LISTELLO FOGGIA ARGENTO (Vetro - Glass)  
**FSR51210** PZ 46,50

4x30   
 • FASCIA ARDESIA GRIGIO  
**RER09204** rett. PZ 24,50  
 (Pietra naturale - Natural stone)

1,5x30   
 FASCIA VETRO PLATINO  
**R1R03207** PZ 26,90  
 (Vetro e metalli preziosi - Glass and precious metals)

5x40   
 • LISTELLO WOOD  
**DKR51055** rett. PZ 23,50


Antico legno alpino recuperato da costruzioni dismesse e trattato per l'utilizzo in parete e a pavimento.  
 Ogni pezzo è unico e irripetibile.  
 Antique alpin wood, recovered from discontinued buildings and treated for floor and wall use. Every single piece turns out to be different and unique.

1,5x30   
 FASCIA VETRO ORO  
**R1R03106** PZ 26,90  
 (Vetro e metalli preziosi - Glass and precious metals)

5x30   
 • FASCIA ESSENZE MIX  
**IPR03053** PZ 25,50  
 (legno - wood)

\* Art. realizzati con materiali naturali: vedi indicazioni per posa e pulizia a pag. 330 dell'area tecnica.  
 Items produced with natural materials: check the technical area at page 330

## OUTDOOR R 11 8,5 mm



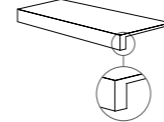

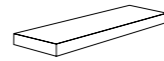



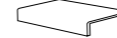

20x40   
 RE-WORK MULTI FOG R11 nat.  
**REN18400** F 37,50

20x40   
 RE-WORK MULTI BEIGE R11 nat.  
**REN18350** F 37,50

# Re - work

STONE

DECORI / DECORATIVE 8,5 mm	MULTI FOG	MULTI BEIGE
 MOS. OPUS MINI rett. 30x30 F 290,50  BORDI IRREGOLARI - IRREGULAR EDGES T484	<b>RER09403</b>	<b>RER09353</b>

PEZZI SPECIALI / SPECIAL TRIMS 8,5 mm	MULTI FOG	MULTI BEIGE
 BATTISCOPA rett. 6,5x60 PZ 9,50 	<b>RER01401</b>	<b>RER01351</b>
 GRADONE TOP rett. 33x60x4,5x2 PZ 92,50 	<b>RER03404</b>	<b>RER03354</b>
 ANGOLARE TOP SX 33x60x4,5x2 PZ 125,50 	<b>RER03406</b>	<b>RER03356</b>
 ANGOLARE TOP DX 33x60x4,5x2 PZ 125,50 	<b>RER03405</b>	<b>RER03355</b>
 ELEMENTO L MONOL. 15x30x3,5 PZ 17,50 R11 	<b>REN18401</b>	<b>REN18351</b>

## GRES PORCELLANATO A MASSA COLORATA FULL BODY COLORED PORCELAIN

Classificazione secondo norme UNI EN 14411 (ISO 13006) Allegato G-Gruppo B1a GL  
 Classification in accordance with UNI EN 14411 (ISO 13006) Annex G-Group B1a GL



PROPRIETÀ FISICO-CHIMICHE PHYSICAL-CHEMICAL PROPERTIES	NORMA NORM	VALORE PRESCRITTO DALLE NORME VALUE PRESCRIBED FROM THE NORMS	* VAL. / VALUE RE-WORK NAT.	* VAL. / VALUE RE-WORK OUTDOOR
RESISTENZA ALLO SCIVOLAMENTO SLIP RESISTANCE	B.C.R.A. C.A.	$\mu$ 0,19 SCIVOLOSITÀ PERICOLOSA - DANGEROUSLY SLIPPERY 0,20 < $\mu$ < 0,39 SCIVOLOSITÀ ECCESSIVA - EXCESSIVELY SLIPPERY 0,40 < $\mu$ < 0,74 ATTRITO SODDISFACENTE - SATISFACTORY GRIP $\mu$ 0,75 ATTRITO ECCELLENTE - EXCELLENT GRIP	> 0,40	> 0,40
	B.C.R.A. G.B.		> 0,40	> 0,40
	ASTM C 1028 [S.C.O.F.]	SLIP RESISTANT (> 0,60)	> 0,60 DRY	> 0,60 DRY
	DIN 51130	IN FUNZIONE DELL'AMBIENTE O DELLA ZONA DI LAVORO BASING ON THE ENVIRONMENT OR THE WORKING AREA	> 0,60 WET	> 0,60 WET
	DIN 51097	-	R10	R11
	ANSI A 137-1:2012 [D.C.O.F.]	≥ 0,42	A+B	A+B+C
		≥ 0,42	> 0,42	> 0,42

\* Valori medi di produzione / Average production values

# Index

## Projects

**Stone**  
 POETRY STONE  
 ATLANTIS  
 NATIVE  
 ALPES  
 ALPES RAW  
 MONOLITH

**Marble**  
 SENSI ROMA  
 SENSI 900  
 SENSI SIGNORIA  
 SENSI GEMS  
 SENSI UP

**Concrete**  
 BLEND  
 GHOST  
 LAB325  
 CROSSROAD CHALK

**Metal**  
 INTERNO 9 WIDE  
 INTERNO 9

**Wood**  
 POETRY WOOD  
 ECO CHIC  
 NEST  
 CROSSROAD WOOD  
 DOLPHIN  
 SOLERAS

**Traditional**  
 UNIKA  
 RE-WORK  
 FOSSIL  
 SENSI CLASSIC  
 DOWNTOWN  
 DOCKS  
 PETRAIA

**Decor & Wall**  
 POETRY COLORS  
 POETRY DECOR  
 WIDE&STYLE MINI  
 WIDE&STYLE MINI VOL.2  
 PLAY  
 CROSSROAD BRICK  
 DO UP  
 CHROME

**Out.20**  
 20 mm  
 POETRY STONE - SENSI ROMA - NATIVE  
 ATLANTIS - BLEND - GHOST - LAB325  
 POETRY WOOD - ECO CHIC - DOLPHIN  
 SOLERAS

**Out.30**  
 30 mm  
 LAB325  
 TRENTO

**Hardkoll**  
 COLLANTI E SIGILLANTI  
 ADHESIVES AND SEALANTS

**Technical info**  
 INFORMAZIONI TECNICHE

STONE

# Fossil

GRES PORCELLANATO  
PORCELAIN TILES


STONE  
CREAM



STONE  
BEIGE



STONE  
BROWN



STONE  
BLUE



STONE  
LIGHT GREY



8,5 mm

50x50 nat.

30x60 nat.



# Index

## Projects

<b>Stone</b>	POETRY STONE ATLANTIS NATIVE ALPES ALPES RAW MONOLITH
<b>Marble</b>	SENSI ROMA SENSI 900 SENSI SIGNORIA SENSI GEMS SENSI UP
<b>Concrete</b>	BLEND GHOST LAB325 CROSSROAD CHALK
<b>Metal</b>	INTERNO 9 WIDE INTERNO 9
<b>Wood</b>	POETRY WOOD ECO CHIC NEST CROSSROAD WOOD DOLPHIN SOLERAS
<b>Traditional</b>	UNIKA RE-WORK FOSSIL SENSI CLASSIC DOWNTOWN DOCKS PETRAIA
<b>Decor &amp; Wall</b>	POETRY COLORS POETRY DECOR WIDE&STYLE MINI WIDE&STYLE MINI VOL.2 PLAY CROSSROAD BRICK DO UP CHROME
<b>Out.20</b> 20 mm	POETRY STONE - SENSI ROMA - NATIVE ATLANTIS - BLEND - GHOST - LAB325 POETRY WOOD - ECO CHIC - DOLPHIN SOLERAS
<b>Out.30</b> 30 mm	LAB325 TRENTO
<b>Hardkoll</b>	COLLANTI E SIGILLANTI ADHESIVES AND SEALANTS
<b>Technical info</b>	INFORMAZIONI TECNICHE

# Fossil

## STONE CREAM

8,5 mm			
50x50	nat	<b>FSN24050</b>	F 54,50
30x60	nat	<b>FSN03050</b>	F 41,50



## STONE BEIGE

8,5 mm			
30x60	nat	<b>FSN03100</b>	F 41,50



# Fossil


## STONE BROWN

8,5 mm			
50x50	nat	<b>FSN24150</b>	F 54,50
30x60	nat	<b>FSN03150</b>	F 41,50



## STONE BLUE

8,5 mm			
50x50	nat	<b>FSN24250</b>	F 54,50
30x60	nat	<b>FSN03250</b>	F 41,50



STONE

# Index

## Projects

<b>Stone</b>	POETRY STONE ATLANTIS NATIVE ALPES ALPES RAW MONOLITH
<b>Marble</b>	SENSI ROMA SENSI 900 SENSI SIGNORIA SENSI GEMS SENSI UP
<b>Concrete</b>	BLEND GHOST LAB325 CROSSROAD CHALK
<b>Metal</b>	INTERNO 9 <sup>WIDE</sup> INTERNO 9
<b>Wood</b>	POETRY WOOD ECO CHIC NEST CROSSROAD WOOD DOLPHIN SOLERAS
<b>Traditional</b>	UNIKA RE-WORK FOSSIL SENSI CLASSIC DOWNTOWN DOCKS PETRAIA
<b>Decor &amp; Wall</b>	POETRY COLORS POETRY DECOR WIDE&STYLE MINI WIDE&STYLE MINI VOL.2 PLAY CROSSROAD BRICK DO UP CHROME
<b>Out.20</b> 20 mm	POETRY STONE - SENSI ROMA - NATIVE ATLANTIS - BLEND - GHOST - LAB325 POETRY WOOD - ECO CHIC - DOLPHIN SOLERAS
<b>Out.30</b> 30 mm	LAB325 TRENTO
<b>Hardkoll</b>	COLLANTI E SIGILLANTI ADHESIVES AND SEALANTS
<b>Technical info</b>	INFORMAZIONI TECNICHE

# Fossil

## STONE LIGHT GREY

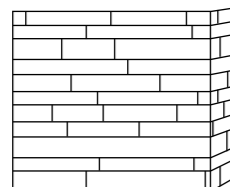
8,5 mm			
50x50	nat	<b>FSN24200</b>	F 54,50
30x60	nat	<b>FSN03200</b>	F 41,50



## COORDINATI DA RIVESTIMENTO / WALL COORDINATED DECORS 8,5 mm



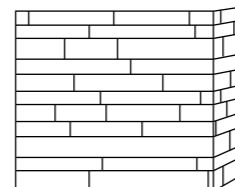
30x60  $\oplus$  6  
BLEND FOSSIL MIX CREAM  
**FSN03500** nat. F 41,50




33x30x12,5  $\oplus$  2  
ANG. INC. BLEND FOSSIL MIX GREY  
**FSN03501A** nat. PZ 38,50




30x60  $\oplus$  6  
BLEND FOSSIL MIX GREY  
**FSN03550** nat. F 41,50




33x30x12,5  $\oplus$  2  
ANG. INC. BLEND FOSSIL MIX GREY  
**FSN03551A** nat. PZ 38,50




30x30  $\oplus$  4  
MOS. QUADRETTI FOSSIL MIX CRE/BE/BR.  
**FSN03061** F 117,50



30x30  $\oplus$  4  
MOS. QUADRETTI FOSSIL MIX L. GREY/BLUE  
**FSN03211** F 117,50



30x30  $\oplus$  4  
MOS. MINI FOSSIL MIX CRE/BE/BR.  
**FSN03066** PZ 31,50



30x30  $\oplus$  4  
MOS. MINI FOSSIL MIX LIGHT GREY/BLUE  
**FSN03216** PZ 31,50

# Fossil

## DECORI DA RIVESTIMENTO - WALL DECORS



5x33,3  $\oplus$  4  
FASCIA ARS HOT  
**FSN03064** PZ 39,50  
(Marmo e metalli preziosi - Marble and precious metals)



5x33,3  $\oplus$  4  
FASCIA ARS COLD  
**FSN03214** PZ 39,50  
(Marmo e metalli preziosi - Marble and precious metals)



1,5x30  $\oplus$  4  
FASCIA VETRO BRONZO  
**R1R03157** PZ 26,90  
(Vetro e metalli preziosi - Glass and precious metals)





1,5x30  $\oplus$  4  
FASCIA VETRO PLATINO  
**R1R03207** PZ 26,90  
(Vetro e metalli preziosi - Glass and precious metals)



1,5x60  $\oplus$  4  
MATITA METAL (alluminio - aluminium)  
**DWR01001** PZ 18,50



1,5x30  $\oplus$  4  
FASCIA VETRO ORO  
**R1R03106** PZ 26,90  
(Vetro e metalli preziosi - Glass and precious metals)



DECORI / DECORATIVE 8,5 mm	CREAM	BEIGE	BROWN	BLUE	LIGHT GREY
MOS. QUADRETTI nat. 30x30 F 117,50 $\oplus$ 4	<b>FSN03060</b>	<b>FSN03110</b>	<b>FSN03160</b>	<b>FSN03260</b>	<b>FSN03210</b>
MOS. MURETTO nat. 30x30 F 123,50 $\oplus$ 6	<b>FSN03065</b>	<b>FSN03115</b>	<b>FSN03165</b>	<b>FSN03265</b>	<b>FSN03215</b>
PEZZI SPECIALI / SPECIAL TRIMS 8,5 mm	CREAM	BEIGE	BROWN	BLUE	LIGHT GREY
BATTISCOPIA nat. 8x50 PZ 7,50 $\oplus$ 12	<b>FSN24051</b>	<b>FSN24101</b>	<b>FSN24151</b>	<b>FSN24251</b>	<b>FSN24201</b>

## GRES PORCELLANATO PORCELAIN TILES

Classificazione secondo norme UNI EN 14411 (ISO 13006) Allegato G-Gruppo Bla GL  
Classification in accordance with UNI EN 14411 (ISO 13006) Annex G-Group Bla GL



PROPRIETÀ FISICO-CHIMICHE PHYSICAL-CHEMICAL PROPERTIES	NORMA NORM	VALORE PRESCRITTO DALLE NORME VALUE PRESCRIBED FROM THE NORMS	* VAL. / VALUE FOSSIL NAT.
RESISTENZA ALLO SCIVOLAMENTO SLIP RESISTANCE	B.C.R.A. C.A.	$\mu$ 0,19 SCIVOLosità PERICOLOSA - DANGEROUSLY SLIPPERY $0,20 < \mu < 0,39$ SCIVOLosità ECCESSIVA - EXCESSIVELY SLIPPERY $0,40 < \mu < 0,74$ ATTRITO SODDISFACENTE - SATISFACTORY GRIP $\mu$ 0,75 ATTRITO ECCELLENTE - EXCELLENT GRIP	> 0,40
	B.C.R.A. G.B.		> 0,40
	ASTM C 1028 [S.C.O.F.]	SLIP RESISTANT (> 0,60)	> 0,60 DRY > 0,60 WET
	DIN 51130	IN FUNZIONE DELL'AMBIENTE O DELLA ZONA DI LAVORO BASING ON THE ENVIRONMENT OR THE WORKING AREA	R10
	DIN 51097 ANSI A 137-1:2012 [D.C.O.F.]	-	A > 0,42

\* Valori medi di produzione / Average production values

STONE

# Index

## Projects

Stone	POETRY STONE ATLANTIS NATIVE ALPES ALPES RAW MONOLITH
Marble	SENSI ROMA SENSI 900 SENSI SIGNORIA SENSI GEMS SENSI UP
Concrete	BLEND GHOST LAB325 CROSSROAD CHALK
Metal	INTERNO 9 WIDE INTERNO 9
Wood	POETRY WOOD ECO CHIC NEST CROSSROAD WOOD DOLPHIN SOLERAS

## Traditional

UNIKA  
RE-WORK  
FOSSIL  
SENSI CLASSIC  
DOWNTOWN  
DOCKS  
PETRAIA

## Decor & Wall

POETRY COLORS  
POETRY DECOR  
WIDE&STYLE MINI  
WIDE&STYLE MINI VOL.2  
PLAY  
CROSSROAD BRICK  
DO UP  
CHROME

## Out.20 20 mm

POETRY STONE - SENSI ROMA - NATIVE  
ATLANTIS - BLEND - GHOST - LAB325  
POETRY WOOD - ECO CHIC - DOLPHIN  
SOLERAS

## Out.30 30 mm

LAB325  
TRENTO

## Hardkoll

COLLANTI E SIGILLANTI  
ADHESIVES AND SEALANTS

## Technical info


INFORMAZIONI TECNICHE

MARBLE


# Sensi Classic

GRES PORCELLANATO A MASSA COLORATA  
FULL BODY COLORED PORCELAIN


CALACATTA  
SELECT



SAHARA  
CREAM



STATUARIO  
WHITE



PIETRA  
GREY



8,5 mm

60x120 lux / sablé

60x60 lux / sablé



# Index

## Projects

### Stone

POETRY STONE  
ATLANTIS  
NATIVE  
ALPES  
ALPES RAW  
MONOLITH

### Marble

SENSI ROMA  
SENSI 900  
SENSI SIGNORIA  
SENSI GEMS  
SENSI UP

### Concrete

BLEND  
GHOST  
LAB325  
CROSSROAD CHALK

### Metal

INTERNO 9 WIDE  
INTERNO 9

### Wood

POETRY WOOD  
ECO CHIC  
NEST  
CROSSROAD WOOD  
DOLPHIN  
SOLERAS

### Traditional

UNIKA  
RE-WORK  
FOSSIL  
SENSI CLASSIC  
DOWNTOWN  
DOCKS  
PETRAIA

### Decor & Wall

POETRY COLORS  
POETRY DECOR  
WIDE&STYLE MINI  
WIDE&STYLE MINI VOL.2  
PLAY  
CROSSROAD BRICK  
DO UP  
CHROME

### Out.20 20 mm

POETRY STONE - SENSI ROMA - NATIVE  
ATLANTIS - BLEND - GHOST - LAB325  
POETRY WOOD - ECO CHIC - DOLPHIN  
SOLERAS

### Out.30 30 mm

LAB325  
TRENTO

### Hardkoll

COLLANTI E SIGILLANTI  
ADHESIVES AND SEALANTS

### Technical info

INFORMAZIONI TECNICHE

## Sensi Classic

### CALACATTA SELECT LUX

8,5 mm

60x120 lux rett. **1SL34050** F 80,90

60x60 lux rett. **1SL01050** F 75,50

### CALACATTA SELECT SABLÈ

8,5 mm

60x120 SABLÈ rett. **1SR34550** F 60,90

60x60 SABLÈ rett. **1SR01550** F 51,50

### SAHARA CREAM LUX

8,5 mm

60x120 lux rett. **1SL34100** F 80,90


60x60 lux rett. **1SL01100** F 75,50

### SAHARA CREAM SABLÈ

8,5 mm

60x120 SABLÈ rett. **1SR34600** F 60,90

60x60 SABLÈ rett. **1SR01600** F 51,50



## Sensi Classic

MARBLE

### STATUARIO WHITE LUX

8,5 mm

60x120 lux rett. **1SL34250** F 80,90



60x60 lux rett. **1SL01250** F 75,50

### STATUARIO WHITE SABLÈ

8,5 mm

60x120 SABLÈ rett. **1SR34750** F 60,90

60x60 SABLÈ rett. **1SR01750** F 51,50



### PIETRA GREY LUX

8,5 mm

60x120 lux rett. **1SL34200** F 80,90


60x60 lux rett. **1SL01200** F 75,50

### PIETRA GREY SABLÈ

8,5 mm

60x120 SABLÈ rett. **1SR34700** F 60,90

60x60 SABLÈ rett. **1SR01700** F 51,50



# Index

## Projects

<b>Stone</b>	POETRY STONE ATLANTIS NATIVE ALPES ALPES RAW MONOLITH
<b>Marble</b>	SENSI ROMA SENSI 900 SENSI SIGNORIA SENSI GEMS SENSI UP
<b>Concrete</b>	BLEND GHOST LAB325 CROSSROAD CHALK
<b>Metal</b>	INTERNO 9 WIDE INTERNO 9
<b>Wood</b>	POETRY WOOD ECO CHIC NEST CROSSROAD WOOD DOLPHIN SOLERAS
<b>Traditional</b>	UNIKA RE-WORK FOSSIL SENSI CLASSIC DOWNTOWN DOCKS PETRAIA
<b>Decor &amp; Wall</b>	POETRY COLORS POETRY DECOR WIDE&STYLE MINI WIDE&STYLE MINI VOL.2 PLAY CROSSROAD BRICK DO UP CHROME
<b>Out.20 20 mm</b>	POETRY STONE - SENSI ROMA - NATIVE ATLANTIS - BLEND - GHOST - LAB325 POETRY WOOD - ECO CHIC - DOLPHIN SOLERAS
<b>Out.30 30 mm</b>	LAB325 TRENTO
<b>Hardkoll</b>	COLLANTI E SIGILLANTI ADHESIVES AND SEALANTS
<b>Technical info</b>	INFORMAZIONI TECNICHE

# Sensi Classic

## DECORI DA RIVESTIMENTO - WALL DECORS 8,5 mm



7x60 4  
LIST. CHAINS ORO CALACATTA SEL.  
**1SL03051** lux PZ 42,90  
(Metallo prezioso: Oro - Precious metal: Gold)



7x60 4  
LIST. CHAINS ORO PIETRA GREY  
**1SL03201** lux PZ 42,90  
(Metallo prezioso: Oro - Precious metal: Gold)



30x30 4  
MOS. DEKOR COLD  
**1SL09251** lux PZ 41,90

2x30 4  
\*\* FASCIA MICRO ARGENTO  
**SCT067** PZ 16,50

2x30 4  
\*\* FASCIA MICRO ORO  
**SCT066** PZ 16,50



5x30 4  
\* FASCIA ESSENZE MIX  
**19R03053** PZ 25,50  
(Legno - Wood)



4x30 4  
\* FASCIA ARDESIA BRONZO  
**RER09054** rett. PZ 24,50  
(Pietra naturale - Natural stone)



4x30 4  
\* FASCIA ARDESIA GRIGIO  
**RER09204** rett. PZ 24,50  
(Pietra naturale - Natural stone)



1,5x30 4  
FASCIA VETRO BRONZO  
**R1R03157** PZ 26,90  
(Vetro e metalli preziosi - Glass and precious metals)



1,5x30 4  
FASCIA VETRO PLATINO  
**R1R03207** PZ 26,90  
(Vetro e metalli preziosi - Glass and precious metals)



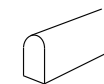
1,5x30 4  
FASCIA VETRO ORO  
**R1R03106** PZ 26,90  
(Vetro e metalli preziosi - Glass and precious metals)

\* Art. realizzati con materiali naturali  
Items produced with natural materials

\*\* Articoli realizzati con metalli preziosi; si consiglia di pulire la superficie senza utilizzare prodotti contenenti sostanze abrasive.  
Items produced with precious metals; do not use products containing abrasive substances to clean the surface.

## MATITE ALLUMINIO - ALUMINIUM STRIPS

Articoli realizzati in alluminio anodizzato per l'uso a parete, adatti a raccordare piastrelle di diverso spessore (8,5/7/6 mm). Avvertenze per la posa e la pulizia a pag. 330  
Anodized Aluminium strips for use between wall tiles of different thicknesses (8,5/7/6 mm). Instructions for installation and cleaning page. 330



MATITA ALLUMINIO 0,5x120 4  
Parte superiore arrotondata / Rounded top.

MATITA ALLUMINIO  
**0000086** PZ 24,50

Parte superiore arrotondata e colorata con resine acriliche.  
Rounded top colored with acrylic resins.

MATITA ALLUM. ORO  
**0008535** PZ 32,50

MATITA ALLUM. RAME SCURO  
**0008534** PZ 32,50

MATITA ALLUM. WHITE  
**0000087** PZ 32,50

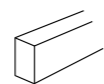
MATITA ALLUM. TERRACOTTA  
**0008530** PZ 32,50

MATITA ALLUM. BLU  
**0008532** PZ 32,50

MATITA ALLUM. VERDE  
**0008531** PZ 32,50

MATITA ALLUM. ARDESIA  
**0008533** PZ 32,50

MATITA ALLUM. BLACK  
**0000088** PZ 32,50



MATITA ALLUMINIO 0,5x120 4  
Parte superiore piatta colorata in bagno galvanico / Flat top colored in galvanic bath.

MATITA ALLUM. BRONZO  
**0000557** PZ 40,50

MATITA ALLUM. RAME  
**0000556** PZ 40,50

# Sensi Classic

## PEZZI SPECIALI / SPECIAL TRIMS 8,5 mm

		CALACATTA SELECT	SAHARA CREAM	STATUARIO WHITE	PIETRA GREY
	LONDON lux 4x30 PZ 21,50	<b>1SL11051</b>	<b>1SL11101</b>	<b>1SL11251</b>	<b>1SL11201</b>
	ANG. LONDON lux 4x3 PZ 24,50	<b>1SL11052</b>	<b>1SL11102</b>	<b>1SL11252</b>	<b>1SL11202</b>
	RACCORDO lux 1,2x30 PZ 15,50	<b>1SL11053</b>	<b>1SL11103</b>	<b>1SL11253</b>	<b>1SL11203</b>
	BATTISCOPA rett. 5,5x60 PZ 10,90	<b>LUX 1SL01051 SABLÉ 1SR01551</b>	<b>LUX 1SL01101 SABLÉ 1SR01601</b>	<b>LUX 1SL01251 SABLÉ 1SR01751</b>	<b>LUX 1SL01201 SABLÉ 1SR01701</b>
	GRADONE TOP rett. 32x120x4,5x2 PZ 210,50 PZ 198,90	<b>LUX 1SL34051 SABLÉ 1SR34551</b>	<b>LUX 1SL34101 SABLÉ 1SR34601</b>	<b>LUX 1SL34251 SABLÉ 1SR34751</b>	<b>LUX 1SL34201 SABLÉ 1SR34701</b>
	ANGOLARE TOP SX 32x120x4,5x2 PZ 239,90 PZ 228,50	<b>LUX 1SL34052 SABLÉ 1SR34552</b>	<b>LUX 1SL34102 SABLÉ 1SR34602</b>	<b>LUX 1SL34252 SABLÉ 1SR34752</b>	<b>LUX 1SL34202 SABLÉ 1SR34702</b>
	ANGOLARE TOP DX 32x120x4,5x2 PZ 239,90 PZ 228,50	<b>LUX 1SL34053 SABLÉ 1SR34553</b>	<b>LUX 1SL34103 SABLÉ 1SR34603</b>	<b>LUX 1SL34253 SABLÉ 1SR34753</b>	<b>LUX 1SL34203 SABLÉ 1SR34703</b>

MARBLE

# Index

## Projects

### Stone

POETRY STONE  
ATLANTIS  
NATIVE  
ALPES  
ALPES RAW  
MONOLITH

### Marble

SENSI ROMA  
SENSI 900  
SENSI SIGNORIA  
SENSI GEMS  
SENSI UP

### Concrete

BLEND  
GHOST  
LAB325  
CROSSROAD CHALK

### Metal

INTERNO 9 WIDE  
INTERNO 9

### Wood

POETRY WOOD  
ECO CHIC  
NEST  
CROSSROAD WOOD  
DOLPHIN  
SOLERAS

## Traditional

UNIKA  
RE-WORK  
FOSSIL  
SENSI CLASSIC  
DOWNTOWN  
DOCKS  
PETRAIA

## Decor & Wall

POETRY COLORS  
POETRY DECOR  
WIDE&STYLE MINI  
WIDE&STYLE MINI VOL.2  
PLAY  
CROSSROAD BRICK  
DO UP  
CHROME

## Out.20 20 mm

POETRY STONE - SENSI ROMA - NATIVE  
ATLANTIS - BLEND - GHOST - LAB325  
POETRY WOOD - ECO CHIC - DOLPHIN  
SOLERAS

## Out.30 30 mm

LAB325  
TRENTO

## Hardkoll

COLLANTI E SIGILLANTI  
ADHESIVES AND SEALANTS

## Technical info

INFORMAZIONI TECNICHE

## GRES PORCELLANATO A MASSA COLORATA FULL BODY COLORED PORCELAIN

Classificazione secondo norme UNI EN 14411 (ISO 13006) Allegato G-Gruppo Bla GL  
Classification in accordance with UNI EN 14411 (ISO 13006) Annex G-Group Bla GL



PROPRIETÀ FISICO-CHIMICHE PHYSICAL-CHEMICAL PROPERTIES	NORMA NORM	VALORE PRESCRITTO DALLE NORME VALUE PRESCRIBED FROM THE NORMS	* VAL. / VALUE SENSI CLASSIC SABLÉ
RESISTENZA ALLO SCIVOLAMENTO SLIP RESISTANCE	B.C.R.A. C.A.	$\mu < 0,19$ SCIVOLOSITÀ PERICOLOSA - DANGEROUSLY SLIPPERY	> 0,40
	B.C.R.A. G.B.	$0,20 < \mu < 0,39$ SCIVOLOSITÀ ECESSIVA - EXCESSIVELY SLIPPERY	> 0,40
	ASTM C 1028 (S.C.O.F.)	$0,40 < \mu < 0,74$ ATTRITO SODDISFACENTE - SATISFACTORY GRIP	> 0,60 DRY
		$\mu > 0,75$ ATTRITO ECCELLENTE - EXCELLENT GRIP	> 0,60 WET
	DIN 51130	IN FUNZIONE DELL'AMBIENTE O DELLA ZONA DI LAVORO BASING ON THE ENVIRONMENT OR THE WORKING AREA	R10
	DIN 51097	-	A+B
	ANSI A 137-1:2012 (D.C.O.F.)	$\geq 0,42$	> 0,42

\* Valori medi di produzione / Average production values



CONCRETE

# Downtown

GRES PORCELLANATO A MASSA COLORATA  
FULL BODY COLORED PORCELAIN

IVORY



ECRU



EARTH



ASH



GRAPHITE



8,5 mm

80x80 nat.

60x60 nat.

30x60 nat. / R11



# Index

## Projects

### Stone

POETRY STONE  
ATLANTIS  
NATIVE  
ALPES  
ALPES RAW  
MONOLITH

### Marble

SENSI ROMA  
SENSI 900  
SENSI SIGNORIA  
SENSI GEMS  
SENSI UP

### Concrete

BLEND  
GHOST  
LAB325  
CROSSROAD CHALK

### Metal

INTERNO 9 WIDE  
INTERNO 9

### Wood

POETRY WOOD  
ECO CHIC  
NEST  
CROSSROAD WOOD  
DOLPHIN  
SOLERAS

### Traditional

UNIKA  
RE-WORK  
FOSSIL  
SENSI CLASSIC  
DOWNTOWN  
DOCKS  
PETRAIA

### Decor & Wall

POETRY COLORS  
POETRY DECOR  
WIDE&STYLE MINI  
WIDE&STYLE MINI VOL.2  
PLAY  
CROSSROAD BRICK  
DO UP  
CHROME

### Out.20 20 mm

POETRY STONE - SENSI ROMA - NATIVE  
ATLANTIS - BLEND - GHOST - LAB325  
POETRY WOOD - ECO CHIC - DOLPHIN  
SOLERAS

### Out.30 30 mm

LAB325  
TRENTO

### Hardkoll

COLLANTI E SIGILLANTI  
ADHESIVES AND SEALANTS

### Technical info


INFORMAZIONI TECNICHE

# Downtown

## IVORY

8,5 mm


80x80	nat rett.	<b>DWR52050</b>	F 55,50
60x60	nat rett.	<b>DWR01050</b>	F 51,50
30x60	nat rett.	<b>DWR03050</b>	F 47,50



## ECRU

8,5 mm

60x60	nat rett.	<b>DWR01100</b>	F 51,50
30x60	nat rett.	<b>DWR03100</b>	F 47,50




# Downtown

## EARTH

8,5 mm


60x60	nat rett.	<b>DWR01150</b>	F 51,50
30x60	nat rett.	<b>DWR03150</b>	F 47,50



## ASH

8,5 mm

80x80	nat rett.	<b>DWR52200</b>	F 55,50
60x60	nat rett.	<b>DWR01200</b>	F 51,50
30x60	nat rett.	<b>DWR03200</b>	F 47,50



CONCRETE

# Index

## Projects

### Stone

POETRY STONE  
ATLANTIS  
NATIVE  
ALPES  
ALPES RAW  
MONOLITH

### Marble

SENSI ROMA  
SENSI 900  
SENSI SIGNORIA  
SENSI GEMS  
SENSI UP

### Concrete

BLEND  
GHOST  
LAB325  
CROSSROAD CHALK

### Metal

INTERNO 9 WIDE  
INTERNO 9

### Wood

POETRY WOOD  
ECO CHIC  
NEST  
CROSSROAD WOOD  
DOLPHIN  
SOLERAS

## Traditional

UNIKA  
RE-WORK  
FOSSIL  
SENSI CLASSIC  
DOWNTOWN  
DOCKS  
PETRAIA

## Decor & Wall

POETRY COLORS  
POETRY DECOR  
WIDE&STYLE MINI  
WIDE&STYLE MINI VOL.2  
PLAY  
CROSSROAD BRICK  
DO UP  
CHROME

### Out.20 20 mm

POETRY STONE - SENSI ROMA - NATIVE  
ATLANTIS - BLEND - GHOST - LAB325  
POETRY WOOD - ECO CHIC - DOLPHIN  
SOLERAS

### Out.30 30 mm

LAB325  
TRENTO

## Hardkoll

COLLANTI E SIGILLANTI  
ADHESIVES AND SEALANTS

## Technical info

INFORMAZIONI TECNICHE

# Downtown

## GRAPHITE

8,5 mm

60x60	nat. rett.	<b>DWR01250</b>	F 51,50
30x60	nat. rett.	<b>DWR03250</b>	F 47,50



8,5 mm



30x40  $\oplus$  4  
MOSAICO BRICK IVORY/ASH  
**DWR51051** nat. rett. PZ 25,50


(Miscelazione colori casuale - Random mixing colours)



30x40  $\oplus$  4  
MOSAICO BRICK ECRU/EARTH  
**DWR51001** nat. rett. PZ 25,50

(Miscelazione colori casuale - Random mixing colours)

## OUTDOOR R11 8,5 mm



30x60  $\oplus$  6  
DOWNTOWN ASH  
**DWN03600** walk R11 nat. F 43,50

# Downtown

CONCRETE



DECORI / DECORATIVE	8,5 mm	IVORY	ECRU	EARTH	ASH	GRAPHITE
	MOS. QUADRETTI rett. 30x30 F 117,50 $\oplus$ 4	<b>DWR09051</b>	<b>DWR09101</b>	<b>DWR09151</b>	<b>DWR09201</b>	<b>DWR09251</b>
	MOS. QUADRETTI walk 30x30 rett. F 117,50 $\oplus$ 4	<b>DWR03500</b>	-	<b>DWR03550</b>	<b>DWR03600</b>	-
	MIX SIZES rett. 30x60 F 83,50 $\oplus$ 6	<b>DWR00050</b>	<b>DWR00100</b>	<b>DWR00150</b>	<b>DWR00200</b>	-
	Pcs box: 5x60 $\oplus$ 6 10x60 $\oplus$ 6 15x60 $\oplus$ 6					

PEZZI SPECIALI / SPECIAL TRIMS		IVORY	ECRU	EARTH	ASH	GRAPHITE
	BATTISCOPA rett. 5,5x80 PZ 10,90 $\oplus$ 8	<b>DWR52054</b>	-	-	<b>DWR52204</b>	-
	BATTISCOPA rett. 5,5x60 PZ 9,50 $\oplus$ 10	<b>DWR01054</b>	<b>DWR01104</b>	<b>DWR01154</b>	<b>DWR01204</b>	<b>DWR01254</b>
	GRADONE TOP rett. 33x60x4,5x2 PZ 92,50 $\oplus$ 2	<b>DWR01053</b>	<b>DWR01103</b>	<b>DWR01153</b>	<b>DWR01203</b>	<b>DWR01253</b>
	ANGOLARE TOP SX 33x60x4,5x2 PZ 125,50 $\oplus$ 1	<b>DWR01056</b>	<b>DWR01106</b>	<b>DWR01156</b>	<b>DWR01206</b>	<b>DWR01256</b>
	ANGOLARE TOP DX 33x60x4,5x2 PZ 125,50 $\oplus$ 1	<b>DWR01055</b>	<b>DWR01105</b>	<b>DWR01155</b>	<b>DWR01205</b>	<b>DWR01255</b>
	ELEM. L walk INCOLL. 16,5x60x5 PZ 38,50 R11 $\oplus$ 4	-	-	-	<b>DWN03601A</b>	-

## GRES PORCELLANATO A MASSA COLORATA FULL BODY COLORED PORCELAIN

Classificazione secondo norme UNI EN 14411 (ISO 13006) Allegato G-Gruppo Bla GL  
Classification in accordance with UNI EN 14411 (ISO 13006) Annex G-Group Bla GL



PROPRIETÀ FISICO-CHIMICHE PHYSICAL-CHEMICAL PROPERTIES	NORMA NORM	VALORE PRESCRITTO DALLE NORME VALUE PRESCRIBED FROM THE NORMS	* VAL. / VALUE DOWNTOWN NAT.	* VAL. / VALUE DOWNTOWN OUTDOOR
	B.C.R.A. C.A.	$\mu$ 0,19 SCIVOLosità PERICOLOSA - DANGEROUSLY SLIPPERY 0,20 < $\mu$ < 0,39 SCIVOLosità ECCESSIVA - EXCESSIVELY SLIPPERY 0,40 < $\mu$ < 0,74 ATTRITO SODDISFACENTE - SATISFACTORY GRIP $\mu$ 0,75 ATTRITO ECCELLENTE - EXCELLENT GRIP	> 0,40	> 0,40
	B.C.R.A. G.B.		> 0,40	> 0,40
RESISTENZA ALLO SCIVOLAMENTO SLIP RESISTANCE	ASTM C 1028 [S.C.O.F.]	SUP RESISTANT (> 0,60)	> 0,60 DRY > 0,60 WET	> 0,60 DRY > 0,60 WET
	DIN 51130	IN FUNZIONE DELL'AMBIENTE O DELLA ZONA DI LAVORO BASING ON THE ENVIRONMENT OR THE WORKING AREA	R9	R11
	DIN 51097	-	A	A+B+C
	ANSI A 137-1:2012 [D.C.O.F.]	$\geq$ 0,42	> 0,42	> 0,42

\* Valori medi di produzione / Average production values

# Index

## Projects

### Stone

POETRY STONE  
ATLANTIS  
NATIVE  
ALPES  
ALPES RAW  
MONOLITH

### Marble

SENSI ROMA  
SENSI 900  
SENSI SIGNORIA  
SENSI GEMS  
SENSI UP

### Concrete

BLEND  
GHOST  
LAB325  
CROSSROAD CHALK

### Metal

INTERNO 9 WIDE  
INTERNO 9

### Wood

POETRY WOOD  
ECO CHIC  
NEST  
CROSSROAD WOOD  
DOLPHIN  
SOLERAS

## Traditional

UNIKA  
RE-WORK  
FOSSIL  
SENSI CLASSIC  
DOWNTOWN  
DOCKS  
PETRAIA

## Decor & Wall

POETRY COLORS  
POETRY DECOR  
WIDE&STYLE MINI  
WIDE&STYLE MINI VOL.2  
PLAY  
CROSSROAD BRICK  
DO UP  
CHROME

## Out.20 20 mm

POETRY STONE - SENSI ROMA - NATIVE  
ATLANTIS - BLEND - GHOST - LAB325  
POETRY WOOD - ECO CHIC - DOLPHIN  
SOLERAS

## Out.30 30 mm

LAB325  
TRENTO

## Hardkoll

COLLANTI E SIGILLANTI  
ADHESIVES AND SEALANTS

## Technical info

INFORMAZIONI TECNICHE

CONCRETE

# Docks

GRES PORCELLANATO A MASSA COLORATA  
FULL BODY COLORED PORCELAIN

BLACK



GREY




SILVER



WHITE



BONE



WARM



8,5 mm

80x80 nat.

60x120 nat.

60x60 nat.

30x60 nat. / R11



# Index

## Projects

### Stone

POETRY STONE  
ATLANTIS  
NATIVE  
ALPES  
ALPES RAW  
MONOLITH

### Marble

SENSI ROMA  
SENSI 900  
SENSI SIGNORIA  
SENSI GEMS  
SENSI UP

### Concrete

BLEND  
GHOST  
LAB325  
CROSSROAD CHALK

### Metal

INTERNO 9 WIDE  
INTERNO 9

### Wood

POETRY WOOD  
ECO CHIC  
NEST  
CROSSROAD WOOD  
DOLPHIN  
SOLERAS

### Traditional

UNIKA  
RE-WORK  
FOSSIL  
SENSI CLASSIC  
DOWNTOWN  
DOCKS  
PETRAIA

### Decor & Wall

POETRY COLORS  
POETRY DECOR  
WIDE&STYLE MINI  
WIDE&STYLE MINI VOL.2  
PLAY  
CROSSROAD BRICK  
DO UP  
CHROME

### Out.20 20 mm

POETRY STONE - SENSI ROMA - NATIVE  
ATLANTIS - BLEND - GHOST - LAB325  
POETRY WOOD - ECO CHIC - DOLPHIN  
SOLERAS

### Out.30 30 mm

LAB325  
TRENTO

### Hardkoll

COLLANTI E SIGILLANTI  
ADHESIVES AND SEALANTS

### Technical info

INFORMAZIONI TECNICHE

## Docks

### BLACK

8,5 mm

80x80	nat rett.	<b>DKR52200</b>	F 55,50
60x60	nat	<b>DKN01200</b>	F 44,90
60x60	nat rett.	<b>DKR01200</b>	F 51,50
30x60	nat rett.	<b>DKR03200</b>	F 47,50



### GREY

8,5 mm

80x80	nat rett.	<b>DKR52150</b>	F 55,50
60x60	nat rett.	<b>DKR01150</b>	F 51,50
30x60	nat rett.	<b>DKR03150</b>	F 47,50



## Docks

### SILVER

8,5 mm


80x80	nat rett.	<b>DKR52100</b>	F 55,50
60x120	nat rett.	<b>0007974</b>	F 60,90
60x60	nat rett.	<b>DKR01100</b>	F 51,50
30x60	nat rett.	<b>DKR03100</b>	F 47,50



### WHITE

8,5 mm

60x60	nat rett.	<b>DKR01050</b>	F 51,50
30x60	nat rett.	<b>DKR03050</b>	F 47,50



CONCRETE

# Index

## Projects

### Stone

POETRY STONE  
ATLANTIS  
NATIVE  
ALPES  
ALPES RAW  
MONOLITH

### Marble

SENSI ROMA  
SENSI 900  
SENSI SIGNORIA  
SENSI GEMS  
SENSI UP

### Concrete

BLEND  
GHOST  
LAB325  
CROSSROAD CHALK

### Metal

INTERNO 9 WIDE  
INTERNO 9

### Wood

POETRY WOOD  
ECO CHIC  
NEST  
CROSSROAD WOOD  
DOLPHIN  
SOLERAS

## Traditional

UNIKA  
RE-WORK  
FOSSIL  
SENSI CLASSIC  
DOWNTOWN  
DOCKS  
PETRAIA

## Decor & Wall

POETRY COLORS  
POETRY DECOR  
WIDE&STYLE MINI  
WIDE&STYLE MINI VOL.2  
PLAY  
CROSSROAD BRICK  
DO UP  
CHROME

### Out.20 20 mm

POETRY STONE - SENSI ROMA - NATIVE  
ATLANTIS - BLEND - GHOST - LAB325  
POETRY WOOD - ECO CHIC - DOLPHIN  
SOLERAS

### Out.30 30 mm

LAB325  
TRENTO

## Hardkoll

COLLANTI E SIGILLANTI  
ADHESIVES AND SEALANTS

## Technical info

INFORMAZIONI TECNICHE

# Docks

## BONE

8,5 mm

80x80	nat rett.	<b>DKR52250</b>	F 55,50
60x120	nat rett.	<b>0007975</b>	F 60,90
60x60	nat rett.	<b>DKR01250</b>	F 51,50
30x60	nat rett.	<b>DKR03250</b>	F 47,50



## WARM

8,5 mm

60x60	nat rett.	<b>DKR01300</b>	F 51,50
30x60	nat rett.	<b>DKR03300</b>	F 47,50




# Docks

CONCRETE

## DECORI DA RIVESTIMENTO - WALL DECORS 8,5 mm



30x60  $\oplus$  4  
DEC. MURALES SILVER MIX 4  
**DKR03113** rett. PZ 50,50




30x60  $\oplus$  4  
DEC. MURALES WHITE MIX 4  
**DKR03063** rett. PZ 50,50




30x60  $\oplus$  4  
DEC. MURALES BONE MIX 4  
**DKR03263** rett. PZ 50,50

2x60  $\oplus$  4  
MAT. MURALES BRONZE  
**DKR03064** rett. PZ 16,50

## DECORI DA RIVESTIMENTO E DA PAVIMENTO - WALL AND FLOOR DECORS 8,5 mm




30x30  $\oplus$  4  
DECORO COMBI 4 BIANCO/NERO  
**DKR01062** rett. PZ 31,50



30x30  $\oplus$  4  
DECORO COMBI 4 BEIGE/ROSSO  
**DKR01262** rett. PZ 31,50



30x30  $\oplus$  4  
DECORO COMBI 4 GRIGIO/NERO  
**DKR01112** rett. PZ 31,50



30x30  $\oplus$  4  
DECORO COMBI 4 GRIGIO/ROSSO  
**DKR01113** rett. PZ 31,50



30x40  $\oplus$  4  
MOSAICO BRICK GREY/BLACK  
**DKR51152** PZ 25,50  
(Miscelazione colori casuale - Random mixing colours)



30x40  $\oplus$  4  
MOSAICO BRICK WHITE/SILVER  
**DKR51052** PZ 25,50  
(Miscelazione colori casuale - Random mixing colours)



30x40  $\oplus$  4  
MOSAICO BRICK BONE/WARM  
**DKR51252** PZ 25,50  
(Miscelazione colori casuale - Random mixing colours)

# Index

## Projects

### Stone

POETRY STONE  
ATLANTIS  
NATIVE  
ALPES  
ALPES RAW  
MONOLITH

### Marble

SENSI ROMA  
SENSI 900  
SENSI SIGNORIA  
SENSI GEMS  
SENSI UP

### Concrete

BLEND  
GHOST  
LAB325  
CROSSROAD CHALK

### Metal

INTERNO 9 WIDE  
INTERNO 9

### Wood

POETRY WOOD  
ECO CHIC  
NEST  
CROSSROAD WOOD  
DOLPHIN  
SOLERAS

## Traditional

UNIKA  
RE-WORK  
FOSSIL  
SENSI CLASSIC  
DOWNTOWN  
DOCKS  
PETRAIA

## Decor & Wall

POETRY COLORS  
POETRY DECOR  
WIDE&STYLE MINI  
WIDE&STYLE MINI VOL.2  
PLAY  
CROSSROAD BRICK  
DO UP  
CHROME

## Out.20 20 mm

POETRY STONE - SENSI ROMA - NATIVE  
ATLANTIS - BLEND - GHOST - LAB325  
POETRY WOOD - ECO CHIC - DOLPHIN  
SOLERAS

## Out.30 30 mm

LAB325  
TRENTO

## Hardkoll

COLLANTI E SIGILLANTI  
ADHESIVES AND SEALANTS

## Technical info

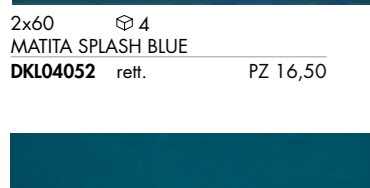
INFORMAZIONI TECNICHE

# Docks

## DECORI DA RIVESTIMENTO - WALL DECORS 8,5 mm



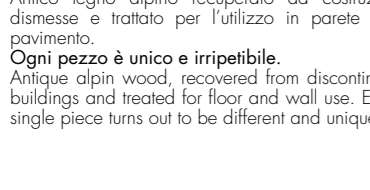
15x60 ☞ 2  
DEC. SPLASH BLUE MIX 2  
**DKL04051** rett. PZ 46,50



2x60 ☞ 4  
MATITA SPLASH BLUE  
**DKL04052** rett. PZ 16,50



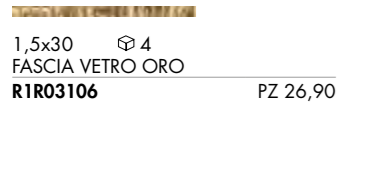
10x60 ☞ 4  
LIST. OPERA BLUE  
**DKR03062** rett. PZ 31,50



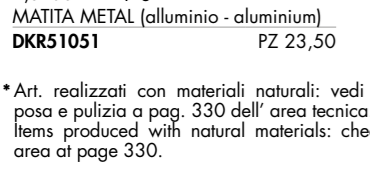
5x40 ☞ 4  
\*LISTELLO WOOD  
**DKR51055** rett. PZ 25,50

Antico legno alpino recuperato da costruzioni dismesse e trattato per l'utilizzo in parete e a pavimento.

Ogni pezzo è unico e irripetibile.  
Antique alpin wood, recovered from discontinued buildings and treated for floor and wall use. Every single piece turns out to be different and unique.



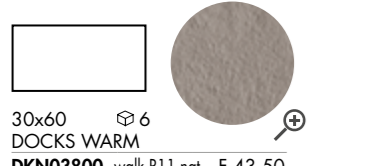
1,5x30 ☞ 4  
FASCIA VETRO ORO  
**R1R03106** PZ 26,90



1,5x80 ☞ 3  
MATITA METAL (alluminio - aluminium)  
**DKR51051** PZ 23,50

\*Art. realizzati con materiali naturali: vedi indicazioni per posa e pulizia a pag. 330 dell' area tecnica.  
Items produced with natural materials: check the technical area at page 330.

## OUTDOOR R 11 8,5 mm



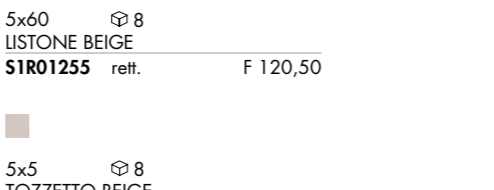
30x60 ☞ 6  
DOCKS WARM  
**DKN03800** walk R11 nat. F 43,50

## DECORI DA RIVESTIMENTO E DA PAVIMENTO


### WALL AND FLOOR DECORS 8,5 mm



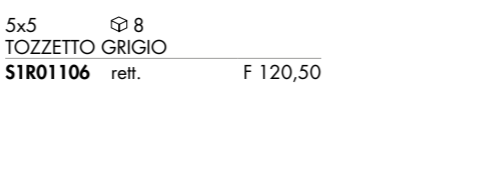
5x80 ☞ 4  
LIST. SOLERAS AVANA  
**S1R49255** rett. PZ 8,50



5x60 ☞ 8  
LISTONE BEIGE  
**S1R01255** rett. F 120,50



5x60 ☞ 8  
LISTONE GRIGIO  
**S1R01105** rett. F 120,50



5x5 ☞ 8  
TOZZETTO GRIGIO  
**S1R01106** rett. F 120,50



1,5x30 ☞ 4  
FASCIA VETRO BRONZO  
**R1R03157** PZ 26,90  
(Vetro e metalli preziosi - Glass and precious metals)



1,5x30 ☞ 4  
FASCIA VETRO PLATINO  
**R1R03207** PZ 26,90

# Docks

DECORI / DECORATIVE 8,5 mm	BLACK	GREY	SILVER	WHITE	BONE	WARM
MOS. QUADRETTI rett. 30x30 F 117,50 ☞ 4	<b>DKR09201</b>	<b>DKR09151</b>	<b>DKR09101</b>	<b>DKR09051</b>	<b>DKR09251</b>	<b>DKR09301</b>
MIX SIZES rett. 30x60 F 83,50 ☞ 6 Pcs box: 5x60 ☞ 6 10x60 ☞ 6 15x60 ☞ 6	<b>DKR00200</b>	<b>DKR00150</b>	<b>DKR00100</b>	<b>DKR00050</b>	<b>DKR00250</b>	<b>DKR00300</b>

PEZZI SPECIALI / SPECIAL TRIMS 8,5 mm	BLACK	GREY	SILVER	WHITE	BONE	WARM
BATTISCOPA rett. 5,5x80 PZ 10,90 ☞ 8	<b>DKR52202</b>	<b>DKR52152</b>	<b>DKR52102</b>	-	<b>DKR52252</b>	-
BATTISCOPA nat. 5,5x60 PZ 9,50 ☞ 10	<b>DKN01202</b>	-	-	-	-	-
BATTISCOPA rett. 5,5x60 PZ 9,50 ☞ 10	<b>DKR01202</b>	<b>DKR01152</b>	<b>DKR01102</b>	<b>DKR01052</b>	<b>DKR01252</b>	<b>DKR01302</b>
GRADONE TOP rett. 33x60x4,5x2 PZ 92,50 ☞ 2	<b>DKR03206</b>	<b>DKR03156</b>	<b>DKR03106</b>	<b>DKR03056</b>	<b>DKR03256</b>	<b>DKR03306</b>
ANGOLARE TOP SX 33x60x4,5x2 PZ 125,50 ☞ 1	<b>DKR03207</b>	<b>DKR03157</b>	<b>DKR03107</b>	<b>DKR03057</b>	<b>DKR03257</b>	<b>DKR03307</b>
ANGOLARE TOP DX 33x60x4,5x2 PZ 125,50 ☞ 1	<b>DKR03208</b>	<b>DKR03158</b>	<b>DKR03108</b>	<b>DKR03058</b>	<b>DKR03258</b>	<b>DKR03308</b>
ELEM. L WALK INCOLL. 16,5x60x5 PZ 38,50 R11 ☞ 4	-	-	-	-	-	<b>DKN03801A</b>

## GRES PORCELLANATO A MASSA COLORATA - FULL BODY COLORED PORCELAIN

Classificazione secondo norme UNI EN 14411 (ISO 13006) Allegato G-Gruppo Bla GL  
Classification in accordance with UNI EN 14411 (ISO 13006) Annex G-Group Bla GL



PROPRIETÀ FISICO-CHIMICHE PHYSICAL-CHEMICAL PROPERTIES	NORMA NORM	VALORE PRESCRITTO DALLE NORME VALUE PRESCRIBED FROM THE NORMS	* VAL. / VALUE DOCKS NAT.	* VAL. / VALUE DOCKS OUTDOOR
RESISTENZA ALLO SCIVOLAMENTO SLIP RESISTANCE	B.C.R.A. C.A.	$\mu$ 0,19 SCIVOLOSITÀ PERICOLOSA - DANGEROUSLY SLIPPERY 0,20 < $\mu$ < 0,39 SCIVOLOSITÀ ECCESSIVA - EXCESSIVELY SLIPPERY 0,40 < $\mu$ < 0,74 ATTRITO SODDISFACENTE - SATISFACTORY GRIP $\mu$ 0,75 ATTRITO ECCELLENTE - EXCELLENT GRIP	> 0,40	> 0,40
	B.C.R.A. G.B.		> 0,40	> 0,40
	ASTM C 1028 (S.C.O.F.)	SLIP RESISTANT (> 0,60)	> 0,60 DRY > 0,60 WET	> 0,60 DRY > 0,60 WET
	DIN 51130	IN FUNZIONE DELL'AMBIENTE O DELLA ZONA DI LAVORO BASING ON THE ENVIRONMENT OR THE WORKING AREA	R9	R11
	DIN 51097 ANSI A 137-1:2012 (D.C.O.F.)	-	A	A+B+C
		≥ 0,42	> 0,42	> 0,42

\* Valori medi di produzione / Average production values

# Index

## Projects

### Stone

POETRY STONE  
ATLANTIS  
NATIVE  
ALPES  
ALPES RAW  
MONOLITH

### Marble

SENSI ROMA  
SENSI 900  
SENSI SIGNORIA  
SENSI GEMS  
SENSI UP

### Concrete

BLEND  
GHOST  
LAB325  
CROSSROAD CHALK

### Metal

INTERNO 9 WIDE  
INTERNO 9

### Wood

POETRY WOOD  
ECO CHIC  
NEST  
CROSSROAD WOOD  
DOLPHIN  
SOLERAS

## Traditional

UNIKA  
RE-WORK  
FOSSIL  
SENSI CLASSIC  
DOWNTOWN  
DOCKS  
PETRAIA

## Decor & Wall

POETRY COLORS  
POETRY DECOR  
WIDE&STYLE MINI  
WIDE&STYLE MINI VOL.2  
PLAY  
CROSSROAD BRICK  
DO UP  
CHROME

## Out.20 20 mm

POETRY STONE - SENSI ROMA - NATIVE  
ATLANTIS - BLEND - GHOST - LAB325  
POETRY WOOD - ECO CHIC - DOLPHIN  
SOLERAS

## Out.30 30 mm

LAB325  
TRENTO

## Hardkoll

COLLANTI E SIGILLANTI  
ADHESIVES AND SEALANTS

## Technical info

INFORMAZIONI TECNICHE

RUSTIC

# Petraia

GRES PORCELLANATO  
PORCELAIN TILES

ROSSO



BEIGE

COTTO



ALMOND

OCRA



8,5 mm

50x50 nat.

33,3x33,3 nat. / R11

16,65x33,3 nat. / R11

## Petraia

RUSTIC

ROSSO

8,5 mm

50x50	nat	A61170A	F 54,50
33,3x33,3	nat	A8537H	F 47,90
33,3x33,3	R11	A8537GH	F 49,90
* 16,65x33,3	nat	A8537PC	F 54,50
* 16,65x33,3	R11	A8537PGC	F 56,50

COTTO

8,5 mm

50x50	nat	A61070A	F 54,50
33,3x33,3	nat	A8527H	F 47,90
33,3x33,3	R11	A8527GH	F 49,90
* 16,65x33,3	nat	A8527PC	F 54,50
* 16,65x33,3	R11	A8527PGC	F 56,50

\* Tavella ricavata da piastrella preincisa.  
Tile obtained from a pre-engraved tile.



# Index

## Projects

### Stone

POETRY STONE  
ATLANTIS  
NATIVE  
ALPES  
ALPES RAW  
MONOLITH

### Marble

SENSI ROMA  
SENSI 900  
SENSI SIGNORIA  
SENSI GEMS  
SENSI UP

### Concrete

BLEND  
GHOST  
LAB325  
CROSSROAD CHALK

### Metal

INTERNO 9 WIDE  
INTERNO 9

### Wood

POETRY WOOD  
ECO CHIC  
NEST  
CROSSROAD WOOD  
DOLPHIN  
SOLERAS

## Traditional

UNIKA  
RE-WORK  
FOSSIL  
SENSI CLASSIC  
DOWNTOWN  
DOCKS  
PETRAIA

## Decor & Wall

POETRY COLORS  
POETRY DECOR  
WIDE&STYLE MINI  
WIDE&STYLE MINI VOL.2  
PLAY  
CROSSROAD BRICK  
DO UP  
CHROME

## Out.20 20 mm

POETRY STONE - SENSI ROMA - NATIVE  
ATLANTIS - BLEND - GHOST - LAB325  
POETRY WOOD - ECO CHIC - DOLPHIN  
SOLERAS

## Out.30 30 mm

LAB325  
TRENTO

## Hardkoll

COLLANTI E SIGILLANTI  
ADHESIVES AND SEALANTS

## Technical info

INFORMAZIONI TECNICHE



# Petraia

## OCRA

8,5 mm

50x50	nat	<b>A61050A</b>	F 54,50
33,3x33,3	nat	<b>A8525H</b>	F 47,90
33,3x33,3	R11	<b>A8525GH</b>	F 49,90
• 16,65x33,3	nat	<b>A8525PC</b>	F 54,50
• 16,65x33,3	R11	<b>A8525PGC</b>	F 56,50



## BEIGE

8,5 mm

33,3x33,3	nat	<b>A8520H</b>	F 47,90
33,3x33,3	R11	<b>A8520GH</b>	F 49,90
• 16,65x33,3	nat	<b>A8520PC</b>	F 54,50
• 16,65x33,3	R11	<b>A8520PGC</b>	F 56,50



# Petraia

RUSTIC

## ALMOND

8,5 mm

50x50	nat	<b>A61040A</b>	F 54,50
33,3x33,3	nat	<b>A8524H</b>	F 47,90
• 16,65x33,3	nat	<b>A8524PC</b>	F 54,50



\* Tavella ricavata da piastrella preincisa.  
Tile obtained from a pre-engraved tile.

# Index

## Projects

### Stone

POETRY STONE  
ATLANTIS  
NATIVE  
ALPES  
ALPES RAW  
MONOLITH

### Marble

SENSI ROMA  
SENSI 900  
SENSI SIGNORIA  
SENSI GEMS  
SENSI UP

### Concrete

BLEND  
GHOST  
LAB325  
CROSSROAD CHALK

### Metal

INTERNO 9 WIDE  
INTERNO 9

### Wood

POETRY WOOD  
ECO CHIC  
NEST  
CROSSROAD WOOD  
DOLPHIN  
SOLERAS

## Traditional

UNIKA  
RE-WORK  
FOSSIL  
SENSI CLASSIC  
DOWNTOWN  
DOCKS  
PETRAIA

## Decor & Wall

POETRY COLORS  
POETRY DECOR  
WIDE&STYLE MINI  
WIDE&STYLE MINI VOL.2  
PLAY  
CROSSROAD BRICK  
DO UP  
CHROME

### Out.20 20 mm

POETRY STONE - SENSI ROMA - NATIVE  
ATLANTIS - BLEND - GHOST - LAB325  
POETRY WOOD - ECO CHIC - DOLPHIN  
SOLERAS

### Out.30 30 mm

LAB325  
TRENTO

## Hardkoll

COLLANTI E SIGILLANTI  
ADHESIVES AND SEALANTS

## Technical info

INFORMAZIONI TECNICHE

# Petraia

COORDINATI DA PAVIMENTO ABBINABILI A PETRAIA OCRA - ROSSO - COTTO. / FLOOR COORDINATED DECORS WHICH MATCH THE OCRA, ROSSO AND COTTO PETRAIA PLAIN TILES.

DECORI / DECORATIVE		8,5 mm				
		ROSSO	COTTO	OCRA	BEIGE	ALMOND
	12,5x25 LISTELLO DECORATO A5017V PZ 15,50					
	12,5x25 LISTELLO DECORATO A5017Q PZ 15,50					
	12,5x25 LISTELLO DECORATO A5017J PZ 15,50					
	12,5x12,5 TOZZETTO DECORATO A5017W PZ 11,90					
	12,5x12,5 TOZZETTO DECORATO A5017X PZ 11,90					
	12,5x12,5 TOZZETTO DECORATO A5017P PZ 11,90					
	12,5x12,5 TOZZETTO DECORATO A5017K PZ 11,90					

Si consiglia di pulire la superficie senza utilizzare prodotti contenenti sostanze abrasive.  
Do not use products containing abrasive substances to clean the decorative element.

DECORI / DECORATIVE		8,5 mm				
		ROSSO	COTTO	OCRA	BEIGE	ALMOND
	MOS. QUADRETTI 33,3x33,3 PZ 19,50 ⊕ 5	A8537U	A8527U	A8525U	A8520U	A8524U
	MOS. QUADRETTI OCRA/CO./RO. 33,3x33,3 PZ 19,50 ⊕ 5	A8525UM		-	-	-
	PARQUET 25x35 PZ 21,50 ⊕ 8	A5017A	A5007A	A5005A	A5000A	A5004A
	FRECCIA TRIANGOLI 12,5x25 PZ 14,50 ⊕ 8	A5017H		A5000H	A5004H	-
	FRECCIA RETTANGOLI 12,5x25 PZ 11,90 ⊕ 8	A5017G	A5007G	A5005G	A5000G	A5004G
	RACCORDO PARQUET 4x36 PZ 11,90 ⊕ 10	A5017M	A5007M	A5005M	A5000M	A5004M
	Q. ROUND 2,5x12,5 PZ 8,50 ⊕ 20	A501711	A500711	A500511	A500011	-
	SGUSCIA 2,5x1 PZ 15,50 ⊕ 20	A501712	A500712	A500512	A500012	-
	V-CAP 5x12,5 PZ 10,90 ⊕ 12	-	-	A50054	-	-
	C-CAP 5x5 PZ 19,50 ⊕ 12	-	-	A50055	-	-

# Petraia

PEZZI SPECIALI / SPECIAL TRIMS		8,5 mm				
		ROSSO	COTTO	OCRA	BEIGE	ALMOND
	BATTISCOPA 8x33,3 PZ 4,90 ⊕ 18	A85376	A85276	A85256	A85206	A85246
	GRADINO TORELLO 33,3x33,3 PZ 27,90 ⊕ 3	A85379	A85279	A85259	A85209	A85249
	ANGOLARE TORELLO 33,3x33,3 PZ 49,50 ⊕ 2	A85375	A85275	A85255	A85205	A85245
	ELEM. L INC. 33,3x16,65x5 PZ 21,50 ⊕ 8	A85373A	A85273A	A85253A	A85203A	-
	ELEM. L INC. R11 33,3x16,65x5 PZ 21,50 ⊕ 8	A85373GA	A85273GA	A85253GA	A85203GA	-

## GRES PORCELLANATO PORCELAIN TILES

Classificazione secondo norme UNI EN 14411 (ISO 13006) Allegato G-Gruppo Bla GL  
Classification in accordance with UNI EN 14411 (ISO 13006) Annex G-Group Bla GL



PROPRIETÀ FISICO-CHIMICHE PHYSICAL-CHEMICAL PROPERTIES	NORMA NORM	VALORE PRESCRITTO DALLE NORME VALUE PRESCRIBED FROM THE NORMS	* VAL. / VALUE PETRAIA NAT.	* VAL. / VALUE PETRAIA R11
RESISTENZA ALLO SCIVOLAMENTO SLIP RESISTANCE	B.C.R.A. C.A.	μ 0,19 SCIVOLosità PERICOLOSA - DANGEROUSLY SLIPPERY 0,20 < μ < 0,39 SCIVOLosità ECCESSIVA - EXCESSIVELY SLIPPERY 0,40 < μ < 0,74 ATTRITO SODDISFACENTE - SATISFACTORY GRIP μ 0,75 ATTRITO ECCELLENTE - EXCELLENT GRIP	> 0,40	> 0,40
	B.C.R.A. G.B.		> 0,40	> 0,40
	ASTM C 1028 [S.C.O.F.]	SLIP RESISTANT (> 0,60)	> 0,60 DRY > 0,60 WET	> 0,60 DRY > 0,60 WET
	DIN 51130	IN FUNZIONE DELL'AMBIENTE O DELLA ZONA DI LAVORO BASING ON THE ENVIRONMENT OR THE WORKING AREA	R9	R11
	DIN 51097	-	A	A+B+C
	ANSI A 137-1:2012 [D.C.O.F.]	≥ 0,42	> 0,42	> 0,42

\* Valori medi di produzione / Average production values

RUSTIC

# Index

## Projects

Stone	POETRY STONE ATLANTIS NATIVE ALPES ALPES RAW MONOLITH
Marble	SENSI ROMA SENSI 900 SENSI SIGNORIA SENSI GEMS SENSI UP
Concrete	BLEND GHOST LAB325 CROSSROAD CHALK
Metal	INTERNO 9 WIDE INTERNO 9
Wood	POETRY WOOD ECO CHIC NEST CROSSROAD WOOD DOLPHIN SOLERAS
Traditional	UNIKA RE-WORK FOSSIL SENSI CLASSIC DOWNTOWN DOCKS PETRAIA
Decor & Wall	POETRY COLORS POETRY DECOR WIDE&STYLE MINI WIDE&STYLE MINI VOL.2 PLAY CROSSROAD BRICK DO UP CHROME

## Out.20 20 mm

POETRY STONE - SENSI ROMA - NATIVE  
ATLANTIS - BLEND - GHOST - LAB325  
POETRY WOOD - ECO CHIC - DOLPHIN  
SOLERAS

## Out.30 30 mm

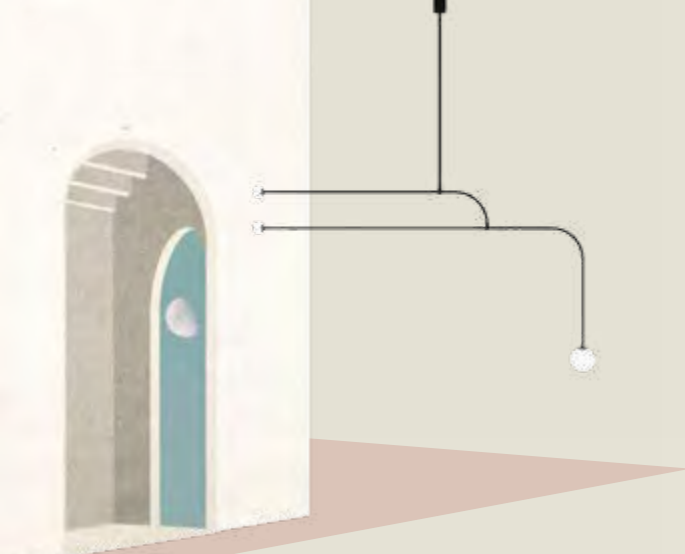
LAB325  
TRENTO

## Hardkoll

COLLANTI E SIGILLANTI  
ADHESIVES AND SEALANTS

## Technical info

INFORMAZIONI TECNICHE



# Decor & Wall

DECORAZIONE E RIVESTIMENTO

POETRY COLORS 260  
POETRY DECOR 266  
WIDE&STYLE MINI 274  
WIDE&STYLE MINI VOL.2 274  
PLAY 286  
CROSSROAD BRICK 294  
DO UP 296  
CHROME 304

# Index

## Projects

<b>Stone</b>	POETRY STONE ATLANTIS NATIVE ALPES ALPES RAW MONOLITH
<b>Marble</b>	SENSI ROMA SENSI 900 SENSI SIGNORIA SENSI GEMS SENSI UP
<b>Concrete</b>	BLEND GHOST LAB325 CROSSROAD CHALK
<b>Metal</b>	INTERNO 9 <sup>WIDE</sup> INTERNO 9
<b>Wood</b>	POETRY WOOD ECO CHIC NEST CROSSROAD WOOD DOLPHIN SOLERAS
<b>Traditional</b>	UNIKA RE-WORK FOSSIL SENSI CLASSIC DOWNTOWN DOCKS PETRAIA
<b>Decor &amp; Wall</b>	POETRY COLORS POETRY DECOR WIDE&STYLE MINI WIDE&STYLE MINI VOL.2 PLAY CROSSROAD BRICK DO UP CHROME
<b>Out.20</b> 20 mm	POETRY STONE - SENSI ROMA - NATIVE ATLANTIS - BLEND - GHOST - LAB325 POETRY WOOD - ECO CHIC - DOLPHIN SOLERAS
<b>Out.30</b> 30 mm	LAB325 TRENTO
<b>Hardkoll</b>	COLLANTI E SIGILLANTI ADHESIVES AND SEALANTS
<b>Technical info</b>	INFORMAZIONI TECNICHE

DECOR & WALL

# Poetry Colors

PASTA BIANCA DA RIVESTIMENTO  
WHITE BODY WALL TILES



8,5 mm  
10x10 nat.  
7,5x15 nat.

by  paola navone




# Index

## Projects

Stone	POETRY STONE ATLANTIS NATIVE ALPES ALPES RAW MONOLITH
Marble	SENSI ROMA SENSI 900 SENSI SIGNORIA SENSI GEMS SENSI UP
Concrete	BLEND GHOST LAB325 CROSSROAD CHALK
Metal	INTERNO 9 WIDE INTERNO 9
Wood	POETRY WOOD ECO CHIC NEST CROSSROAD WOOD DOLPHIN SOLERAS
Traditional	UNIKA RE-WORK FOSSIL SENSI CLASSIC DOWNTOWN DOCKS PETRAIA
Decor & Wall	POETRY COLORS POETRY DECOR WIDE&STYLE MINI WIDE&STYLE MINI VOL.2 PLAY CROSSROAD BRICK DO UP CHROME
Out.20 20 mm	POETRY STONE - SENSI ROMA - NATIVE ATLANTIS - BLEND - GHOST - LAB325 POETRY WOOD - ECO CHIC - DOLPHIN SOLERAS
Out.30 30 mm	LAB325 TRENTO
Hardkoll	COLLANTI E SIGILLANTI ADHESIVES AND SEALANTS
Technical info	INFORMAZIONI TECNICHE

# Poetry Colors



Wall  
 BLUE 7,5x15  
 POETRY STONE PIRENEI GREY 120x280

floor  
 POETRY STONE PIRENEI GREY 60x120



Wall  
 SAGE 10x10  
 WIDE&STYLE MINI MINT 60x120

floor  
 POETRY WOOD GOLD 20x120


# Index

## Projects

<b>Stone</b>	POETRY STONE ATLANTIS NATIVE ALPES ALPES RAW MONOLITH
<b>Marble</b>	SENSI ROMA SENSI 900 SENSI SIGNORIA SENSI GEMS SENSI UP
<b>Concrete</b>	BLEND GHOST LAB325 CROSSROAD CHALK
<b>Metal</b>	INTERNO 9 WIDE INTERNO 9
<b>Wood</b>	POETRY WOOD ECO CHIC NEST CROSSROAD WOOD DOLPHIN SOLERAS
<b>Traditional</b>	UNIKA RE-WORK FOSSIL SENSI CLASSIC DOWNTOWN DOCKS PETRAIA
<b>Decor &amp; Wall</b>	POETRY COLORS POETRY DECOR WIDE&STYLE MINI WIDE&STYLE MINI VOL.2 PLAY CROSSROAD BRICK DO UP CHROME
<b>Out.20</b> 20 mm	POETRY STONE - SENSI ROMA - NATIVE ATLANTIS - BLEND - GHOST - LAB325 POETRY WOOD - ECO CHIC - DOLPHIN SOLERAS
<b>Out.30</b> 30 mm	LAB325 TRENTO
<b>Hardkoll</b>	COLLANTI E SIGILLANTI ADHESIVES AND SEALANTS
<b>Technical info</b>	INFORMAZIONI TECNICHE

# Poetry Colors

8,5 mm




10x10  
BLUSH nat.  
0011530 F 84,50



10x10  
BLUE nat.  
0011525 F 84,50



10x10  
SAGE nat.  
0011527 F 84,50



10x10  
SMOKE nat.  
0011529 F 84,50

PASTA BIANCA DA RIVESTIMENTO - WHITE BODY WALL TILES



10x10  
TURQUOISE nat.  
0011526 F 84,50



10x10  
PEARL nat.  
0011528 F 84,50

### Variabilita' cromatica / Shade variation

Le superfici Poetry Colors ricreano la sensazione tipica dei prodotti ceramici artigianali, per questo sono caratterizzate da una certa variabilità cromatica che distingue una piastrella dall'altra. Per ottenere una posa ottimale, si consiglia di stendere preventivamente porzioni di materiale avendo cura di miscelare le diverse tonalità, prima di procedere con l'installazione.

The Poetry Colors surfaces recreate the distinctive feel of handcrafted ceramic products, which is why they display a certain variation in shade between one tile and another. For the best results, it is advisable to lay out areas of tiling before fixing the tiles in place to ensure that the different shades are mixed up properly.



7,5x15  
BLUSH nat.  
0011536 F 84,50




7,5x15  
BLUE nat.  
0011531 F 84,50



7,5x15  
SAGE nat.  
0011533 F 84,50



7,5x15  
SMOKE nat.  
0011535 F 84,50



7,5x15  
TURQUOISE nat.  
0011532 F 84,50




7,5x15  
PEARL nat.  
0011534 F 84,50

# Poetry Colors

8,5 mm



10x10  
DEC. SWIM BLUSH  
0011957 PZ 18,50



10x10  
DEC. SWIM TURQUOISE  
0011953 PZ 18,50



10x10  
DEC. SWIM SMOKE  
0011956 PZ 18,50



10x10  
DEC. SWIM SAGE  
0011954 PZ 18,50



10x10  
DEC. SWIM BLUE  
0011952 PZ 18,50



10x10  
DEC. SWIM PEARL  
0011955 PZ 18,50



### Decorati fatti a mano / Handmade decors

Le decorazioni SWIM, coerentemente con la visione "handmade" dell'intero progetto Poetry Colors, sono prodotte artigianalmente. Le piccole differenze tra i diversi pezzi ne attestano l'unicità, poiché ogni elemento è realizzato con cinque passaggi serigrafici tutti eseguiti a mano. SWIM decorations are artisanal products designed in accordance with the handmade concept underpinning the entire Poetry Colors collection. The small differences between one tile and another mean that every piece is unique and are caused by the fact that the tiles are decorated in five separate screen-printing steps, all carried out by hand.

### Articoli realizzati con metalli / Items produced with metals

Si consiglia di pulire la superficie senza utilizzare prodotti contenenti sostanze abrasive per non alterare la brillantezza del metallo. Do not use products containing abrasive substances to clean the decorative element so as not to affect the shine of the metal.



7,5x15  
DEC. SWIM BLUSH  
0011963 PZ 18,50



7,5x15  
DEC. SWIM TURQUOISE  
0011959 PZ 18,50



7,5x15  
DEC. SWIM SMOKE  
0011962 PZ 18,50



7,5x15  
DEC. SWIM SAGE  
0011960 PZ 18,50



7,5x15  
DEC. SWIM BLUE  
0011958 PZ 18,50



7,5x15  
DEC. SWIM PEARL  
0011961 PZ 18,50

PASTA BIANCA DA RIVESTIMENTO WHITE BODY WALL TILES

Classificazione secondo norme UNI EN 14411 (ISO 13006) Allegato L Gruppo BIII  
Classification in accordance with UNI EN 14411 (ISO 13006) Annex L Group BIII

DECOR & WALL

# Index

## Projects

### Stone

POETRY STONE  
ATLANTIS  
NATIVE  
ALPES  
ALPES RAW  
MONOLITH

### Marble

SENSI ROMA  
SENSI 900  
SENSI SIGNORIA  
SENSI GEMS  
SENSI UP

### Concrete

BLEND  
GHOST  
LAB325  
CROSSROAD CHALK

### Metal

INTERNO 9 WIDE  
INTERNO 9

### Wood

POETRY WOOD  
ECO CHIC  
NEST  
CROSSROAD WOOD  
DOLPHIN  
SOLERAS

## Traditional

UNIKA  
RE-WORK  
FOSSIL  
SENSI CLASSIC  
DOWNTOWN  
DOCKS  
PETRAIA

## Decor & Wall

POETRY COLORS  
POETRY DECOR  
WIDE&STYLE MINI  
WIDE&STYLE MINI VOL.2  
PLAY  
CROSSROAD BRICK  
DO UP  
CHROME

## Out.20 20 mm

POETRY STONE - SENSI ROMA - NATIVE  
ATLANTIS - BLEND - GHOST - LAB325  
POETRY WOOD - ECO CHIC - DOLPHIN  
SOLERAS

## Out.30 30 mm

LAB325  
TRENTO

## Hardkoll

COLLANTI E SIGILLANTI  
ADHESIVES AND SEALANTS

## Technical info


INFORMAZIONI TECNICHE

# Poetry Decor

LASTRE IN GRES PORCELLANATO A MASSA COLORATA - COLORED BODY PORCELAIN SLABS 6 mm 120x280 nat.



GRES PORCELLANATO - PORCELAIN TILES 8,5 mm 20x20 nat.



# Index

## Projects

<b>Stone</b>	POETRY STONE ATLANTIS NATIVE ALPES ALPES RAW MONOLITH
<b>Marble</b>	SENSI ROMA SENSI 900 SENSI SIGNORIA SENSI GEMS SENSI UP
<b>Concrete</b>	BLEND GHOST LAB325 CROSSROAD CHALK
<b>Metal</b>	INTERNO 9 WIDE INTERNO 9
<b>Wood</b>	POETRY WOOD ECO CHIC NEST CROSSROAD WOOD DOLPHIN SOLERAS
<b>Traditional</b>	UNIKA RE-WORK FOSSIL SENSI CLASSIC DOWNTOWN DOCKS PETRAIA
<b>Decor &amp; Wall</b>	POETRY COLORS POETRY DECOR WIDE&STYLE MINI WIDE&STYLE MINI VOL.2 PLAY CROSSROAD BRICK DO UP CHROME
<b>Out.20</b> 20 mm	POETRY STONE - SENSI ROMA - NATIVE ATLANTIS - BLEND - GHOST - LAB325 POETRY WOOD - ECO CHIC - DOLPHIN SOLERAS
<b>Out.30</b> 30 mm	LAB325 TRENTO
<b>Hardkoll</b>	COLLANTI E SIGILLANTI ADHESIVES AND SEALANTS
<b>Technical info</b>	INFORMAZIONI TECNICHE

## Poetry Decor



wall  
POETRY DECOR TRACES PAINT CEMENT 120x280  
LAB325 BASE ASH 120x280

floor  
LAB325 BASE ASH 60x120

268



floor  
POETRY DECOR PAINT WOOD 20x20  
POETRY WOOD GOLD 20x120

# Index

## Projects

<b>Stone</b>	POETRY STONE ATLANTIS NATIVE ALPES ALPES RAW MONOLITH
<b>Marble</b>	SENSI ROMA SENSI 900 SENSI SIGNORIA SENSI GEMS SENSI UP
<b>Concrete</b>	BLEND GHOST LAB325 CROSSROAD CHALK
<b>Metal</b>	INTERNO 9 WIDE INTERNO 9
<b>Wood</b>	POETRY WOOD ECO CHIC NEST CROSSROAD WOOD DOLPHIN SOLERAS
<b>Traditional</b>	UNIKA RE-WORK FOSSIL SENSI CLASSIC DOWNTOWN DOCKS PETRAIA
<b>Decor &amp; Wall</b>	POETRY COLORS POETRY DECOR WIDE&STYLE MINI WIDE&STYLE MINI VOL.2 PLAY CROSSROAD BRICK DO UP CHROME
<b>Out.20</b> 20 mm	POETRY STONE - SENSI ROMA - NATIVE ATLANTIS - BLEND - GHOST - LAB325 POETRY WOOD - ECO CHIC - DOLPHIN SOLERAS
<b>Out.30</b> 30 mm	LAB325 TRENTO
<b>Hardkoll</b>	COLLANTI E SIGILLANTI ADHESIVES AND SEALANTS
<b>Technical info</b>	INFORMAZIONI TECNICHE


269




# Poetry Decor

LASTRE IN GRES PORCELLANATO A MASSA COLORATA - COLORED BODY PORCELAIN SLABS

ON DEMAND 6 mm



120x280  
STAMP PAINT CEMENT reff.  
0010223 F 676,90



120x280  
STAMP PAINT VERDIGRIS reff.  
0010229 F 676,90



120x280  
POIS PAINT CEMENT reff.  
0010222 F 676,90

# Poetry Decor

ON DEMAND 6 mm



120x280  
POIS PAINT VERDIGRIS reff.  
0010228 F 676,90




120x280  
LINES PAINT CEMENT reff.  
0010221 F 676,90



120x280  
LINES PAINT VERDIGRIS reff.  
0010661 F 676,90



120x280  
\*STAMP METAL CEMENT reff.  
0010226 F 744,50



120x280  
\*STAMP METAL VERDIGRIS reff.  
0010232 F 744,50



120x280  
\*POIS METAL CEMENT reff.  
0010225 F 744,50



120x280  
\*POIS METAL VERDIGRIS reff.  
0010231 F 744,50



120x280  
\*LINES METAL CEMENT reff.  
0010224 F 744,50



120x280  
\*LINES METAL VERDIGRIS reff.  
0010230 F 744,50

\* Metalli. Si consiglia di pulire la superficie senza utilizzare prodotti contenenti sostanze abrasive per non alterare la brillantezza del metallo prezioso. Metal. Do not use products containing abrasive substances to clean the decorative element so as not to affect the shine of the precious metal.

DECOR & WALL

# Index

## Projects

<b>Stone</b>	POETRY STONE ATLANTIS NATIVE ALPES ALPES RAW MONOLITH
<b>Marble</b>	SENSI ROMA SENSI 900 SENSI SIGNORIA SENSI GEMS SENSI UP
<b>Concrete</b>	BLEND GHOST LAB325 CROSSROAD CHALK
<b>Metal</b>	INTERNO 9 WIDE INTERNO 9
<b>Wood</b>	POETRY WOOD ECO CHIC NEST CROSSROAD WOOD DOLPHIN SOLERAS

## Traditional

UNIKA  
RE-WORK  
FOSSIL  
SENSI CLASSIC  
DOWNTOWN  
DOCKS  
PETRAIA

## Decor & Wall

POETRY COLORS  
POETRY DECOR  
WIDE&STYLE MINI  
WIDE&STYLE MINI VOL.2  
PLAY  
CROSSROAD BRICK  
DO UP  
CHROME

## Out.20 20 mm

POETRY STONE - SENSI ROMA - NATIVE  
ATLANTIS - BLEND - GHOST - LAB325  
POETRY WOOD - ECO CHIC - DOLPHIN  
SOLERAS

## Out.30 30 mm

LAB325  
TRENTO

## Hardkoll

COLLANTI E SIGILLANTI  
ADHESIVES AND SEALANTS

## Technical info

INFORMAZIONI TECNICHE

# Poetry Decor

LASTRE IN GRES PORCELLANATO A MASSA COLORATA - COLORED BODY PORCELAIN SLABS

ON DEMAND 6 mm



120x280  
TRACES PAINT CEMENT rett.  
0010662 F 676,90



120x280  
TRACES PAINT VERDIGRIS rett.  
0010663 F 676,90




120x280  
\* TRACES METAL CEMENT rett.  
0010664 F 744,50



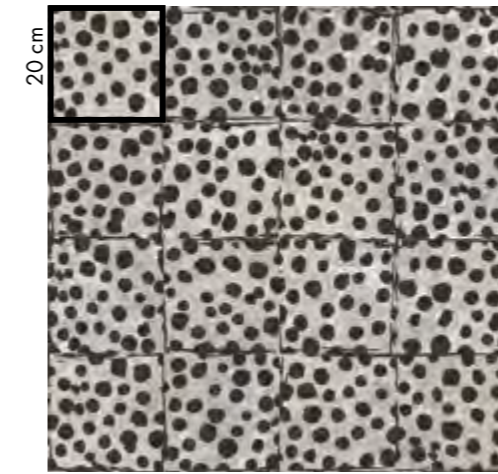
120x280  
\* TRACES METAL VERDIGRIS rett.  
0010665 F 744,50

# Poetry Decor


8,5 mm




20x20  
\* STAMP METAL CEMENT nat.  
0010667 F 111,50




20x20  
\* POIS METAL CEMENT nat.  
0010669 F 111,50




20x20  
\* LINES METAL CEMENT nat.  
0010671 F 111,50




20x20  
STAMP PAINT VERDIGRIS nat.  
0010666 PEI V F 107,50




20x20  
POIS PAINT VERDIGRIS nat.  
0010668 PEI V F 107,50




20x20  
LINES PAINT VERDIGRIS nat.  
0010670 PEI V F 107,50



20x20  
PAINT WOOD nat.  
0010074 PEI V F 107,50



20x20  
\* METAL OAK nat.  
0010076 F 111,50



20x20  
\* METAL MUD nat.  
0010077 F 111,50

Articolo composto da pattern grafici diversi e miscelati in modo casuale in fase di inscatolamento. Non si garantisce pertanto la presenza costante di tutti i soggetti all'interno delle confezioni. This article comes in several different versions that are mixed randomly at the time of packaging. There is therefore no guarantee that all patterns will be present in any individual box.

\* Metalli. Si consiglia di pulire la superficie senza utilizzare prodotti contenenti sostanze abrasive per non alterare la brillantezza del metallo prezioso. Metal. Do not use products containing abrasive substances to clean the decorative element so as not to affect the shine of the precious metal.

DECOR & WALL

GRES PORCELLANATO PORCELAIN TILES

Classificazione secondo norme UNI EN 14411 (ISO 13006) Allegato G-Gruppo Bla GL  
Classification in accordance with UNI EN 14411 (ISO 13006) Annex G-Group Bla GL

# Index

## Projects

**Stone**

- POETRY STONE
- ATLANTIS
- NATIVE
- ALPES
- ALPES RAW
- MONOLITH

**Marble**

- SENSI ROMA
- SENSI 900
- SENSI SIGNORIA
- SENSI GEMS
- SENSI UP

**Concrete**

- BLEND
- GHOST
- LAB325
- CROSSROAD CHALK

**Metal**

- INTERNO 9 WIDE
- INTERNO 9

**Wood**

- POETRY WOOD
- ECO CHIC
- NEST
- CROSSROAD WOOD
- DOLPHIN
- SOLERAS

**Traditional**

- UNIKA
- RE-WORK
- FOSSIL
- SENSI CLASSIC
- DOWNTOWN
- DOCKS
- PETRAIA

**Decor & Wall**

- POETRY COLORS
- POETRY DECOR
- WIDE&STYLE MINI
- WIDE&STYLE MINI VOL.2
- PLAY
- CROSSROAD BRICK
- DO UP
- CHROME

**Out.20**  
20 mm

- POETRY STONE - SENSI ROMA - NATIVE
- ATLANTIS - BLEND - GHOST - LAB325
- POETRY WOOD - ECO CHIC - DOLPHIN
- SOLERAS

**Out.30**  
30 mm

- LAB325
- TRENTO

**Hardkoll**

- COLLANTI E SIGILLANTI
- ADHESIVES AND SEALANTS

**Technical info**

- INFORMAZIONI TECNICHE

# Wide&Style mini

PASTA BIANCA DA RIVESTIMENTO  
WHITE BODY WALL TILES



7 mm  
60x120 matt

GRES PORCELLANATO  
PORCELAIN TILES



## Vol. 2



# Index

## Projects

<b>Stone</b>	POETRY STONE ATLANTIS NATIVE ALPES ALPES RAW MONOLITH
<b>Marble</b>	SENSI ROMA SENSI 900 SENSI SIGNORIA SENSI GEMS SENSI UP
<b>Concrete</b>	BLEND GHOST LAB325 CROSSROAD CHALK
<b>Metal</b>	INTERNO 9 WIDE INTERNO 9
<b>Wood</b>	POETRY WOOD ECO CHIC NEST CROSSROAD WOOD DOLPHIN SOLERAS
<b>Traditional</b>	UNIKA RE-WORK FOSSIL SENSI CLASSIC DOWNTOWN DOCKS PETRAIA
<b>Decor &amp; Wall</b>	POETRY COLORS POETRY DECOR WIDE&STYLE MINI WIDE&STYLE MINI VOL.2 PLAY CROSSROAD BRICK DO UP CHROME
<b>Out.20 20 mm</b>	POETRY STONE - SENSI ROMA - NATIVE ATLANTIS - BLEND - GHOST - LAB325 POETRY WOOD - ECO CHIC - DOLPHIN SOLERAS
<b>Out.30 30 mm</b>	LAB325 TRENTO
<b>Hardkoll</b>	COLLANTI E SIGILLANTI ADHESIVES AND SEALANTS
<b>Technical info</b>	INFORMAZIONI TECNICHE



wall  
PALM 60x120  
WHALE 60x120  
MAT. ALLUMINIO ORO 0,5x120



Wall  
CARIBBEAN - POWDER - MINT 60x120

Floor  
ECO CHIC AVANA 20x170

# Index

## Projects

<b>Stone</b>	POETRY STONE ATLANTIS NATIVE ALPES ALPES RAW MONOLITH
<b>Marble</b>	SENSI ROMA SENSI 900 SENSI SIGNORIA SENSI GEMS SENSI UP
<b>Concrete</b>	BLEND GHOST LAB325 CROSSROAD CHALK
<b>Metal</b>	INTERNO 9 WIDE INTERNO 9
<b>Wood</b>	POETRY WOOD ECO CHIC NEST CROSSROAD WOOD DOLPHIN SOLERAS
<b>Traditional</b>	UNIKA RE-WORK FOSSIL SENSI CLASSIC DOWNTOWN DOCKS PETRAIA
<b>Decor &amp; Wall</b>	POETRY COLORS POETRY DECOR WIDE&STYLE MINI WIDE&STYLE MINI VOL.2 PLAY CROSSROAD BRICK DO UP CHROME
<b>Out.20 20 mm</b>	POETRY STONE - SENSI ROMA - NATIVE ATLANTIS - BLEND - GHOST - LAB325 POETRY WOOD - ECO CHIC - DOLPHIN SOLERAS
<b>Out.30 30 mm</b>	LAB325 TRENTO
<b>Hardkoll</b>	COLLANTI E SIGILLANTI ADHESIVES AND SEALANTS
<b>Technical info</b>	INFORMAZIONI TECNICHE



Wall  
REFINED - WHALE 60x120

Floor  
SENSI SIGNORIA LABRADORITE LUX 60x120

Top  
ABKSTONE LABRADORITE LUX 12 mm



Wall  
AMPLIFY - CLOUD 60x120

Floor  
POETRY WOOD GOLD 20x120

# Index

## Projects

<b>Stone</b>	POETRY STONE ATLANTIS NATIVE ALPES ALPES RAW MONOLITH
<b>Marble</b>	SENSI ROMA SENSI 900 SENSI SIGNORIA SENSI GEMS SENSI UP
<b>Concrete</b>	BLEND GHOST LAB325 CROSSROAD CHALK
<b>Metal</b>	INTERNO 9 WIDE INTERNO 9
<b>Wood</b>	POETRY WOOD ECO CHIC NEST CROSSROAD WOOD DOLPHIN SOLERAS
<b>Traditional</b>	UNIKA RE-WORK FOSSIL SENSI CLASSIC DOWNTOWN DOCKS PETRAIA
<b>Decor &amp; Wall</b>	POETRY COLORS POETRY DECOR WIDE&STYLE MINI WIDE&STYLE MINI VOL.2 PLAY CROSSROAD BRICK DO UP CHROME
<b>Out.20 20 mm</b>	POETRY STONE - SENSI ROMA - NATIVE ATLANTIS - BLEND - GHOST - LAB325 POETRY WOOD - ECO CHIC - DOLPHIN SOLERAS
<b>Out.30 30 mm</b>	LAB325 TRENTO
<b>Hardkoll</b>	COLLANTI E SIGILLANTI ADHESIVES AND SEALANTS
<b>Technical info</b>	INFORMAZIONI TECNICHE

# Wide&Style mini


SOLID COLOURS 7 mm



60x120  
**0008231** GINGER reff. F 86,50



60x120  
**0008235** POWDER reff. F 86,50




60x120  
**0008232** MINT reff. F 86,50




60x120  
**0008233** SKY reff. F 86,50




60x120  
**0008234** WHALE reff. F 86,50



60x120  
**0008230** ALABASTER reff. F 86,50



60x120  
**0008228** SNOW reff. F 86,50



60x120  
**0008229** CLOUD reff. F 86,50

# Wide&Style mini

DECOR & WALL



60x120  
**0008236** PHARD reff. F 86,50



60x120  
**0008237** PAPIKA reff. F 86,50

## DECORI DA RIVESTIMENTO - WALL DECORS 7 mm

(SUPERFICIE LUCIDA - GLOSSY SURFACE)



5x120 4  
LIST. COLORFUL COGNAC  
**0000184** glossy PZ 68,90



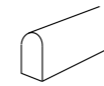
5x120 4  
LIST. COLORFUL OCHRE  
**0000185** glossy PZ 68,90



5x120 4  
LIST. COLORFUL SEA  
**0000186** glossy PZ 68,90

## MATITE ALLUMINIO - ALUMINIUM STRIPS

Articoli realizzati in alluminio anodizzato per l'uso a parete, adatti a raccordare piastrelle di diverso spessore (8,5/7/6 mm). Avvertenze per la posa e la pulizia a pag. 330  
Anodized Aluminium strips for use between wall tiles of different thicknesses (8,5/7/6 mm). Instructions for installation and cleaning page. 330



MATITA ALLUMINIO 0,5x120 4  
Parte superiore arrotondata / Rounded top.

MATITA ALLUMINIO  
**0000086** PZ 24,50

Parte superiore arrotondata e colorata con resine acriliche.  
Rounded top colored with acrylic resins.

MATITA ALLUM. ORO  
**0008535** PZ 32,50

MATITA ALLUM. RAME SCURO  
**0008534** PZ 32,50



MATITA ALLUM. WHITE  
**0000087** PZ 32,50



MATITA ALLUM. TERRACOTTA  
**0008530** PZ 32,50



MATITA ALLUM. BLU  
**0008532** PZ 32,50



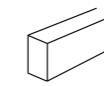
MATITA ALLUM. VERDE  
**0008531** PZ 32,50



MATITA ALLUM. ARDESIA  
**0008533** PZ 32,50



MATITA ALLUM. BLACK  
**0000088** PZ 32,50



MATITA ALLUMINIO 0,5x120 4  
Parte superiore piatta colorata in bagno galvanico / Flat top colored in galvanic bath.

MATITA ALLUM. BRONZO  
**0000557** PZ 40,50



MATITA ALLUM. RAME  
**0000556** PZ 40,50

## PASTA BIANCA DA RIVESTIMENTO WHITE BODY WALL TILES

Classificazione secondo norme UNI EN 14411 (ISO 13006) Allegato L Gruppo BIII  
Classification in accordance with UNI EN 14411 (ISO 13006) Annex L Group BIII

# Index

## Projects

### Stone

POETRY STONE  
ATLANTIS  
NATIVE  
ALPES  
ALPES RAW  
MONOLITH

### Marble

SENSI ROMA  
SENSI 900  
SENSI SIGNORIA  
SENSI GEMS  
SENSI UP

### Concrete

BLEND  
GHOST  
LAB325  
CROSSROAD CHALK

### Metal

INTERNO 9 WIDE  
INTERNO 9

### Wood

POETRY WOOD  
ECO CHIC  
NEST  
CROSSROAD WOOD  
DOLPHIN  
SOLERAS

## Traditional

UNIKA  
RE-WORK  
FOSSIL  
SENSI CLASSIC  
DOWNTOWN  
DOCKS  
PETRAIA

## Decor & Wall

POETRY COLORS  
POETRY DECOR  
WIDE&STYLE MINI  
WIDE&STYLE MINI VOL.2  
PLAY  
CROSSROAD BRICK  
DO UP  
CHROME

## Out.20 20 mm

POETRY STONE - SENSI ROMA - NATIVE  
ATLANTIS - BLEND - GHOST - LAB325  
POETRY WOOD - ECO CHIC - DOLPHIN  
SOLERAS

## Out.30 30 mm

LAB325  
TRENTO

## Hardkoll

COLLANTI E SIGILLANTI  
ADHESIVES AND SEALANTS

## Technical info

INFORMAZIONI TECNICHE

# Wide&Style mini

DECORATIVE MOOD 7 mm



60x120  
0008434 MAUI reff. F 115,50



60x120  
0008435 CARIBBEAN reff. F 115,50



60x120  
0008438 FOLIAGE reff. F 115,50



60x120  
0008441 BERRIES reff. F 115,50



60x120  
0008439 ROSES reff. F 115,50



60x120  
0008440 FERN reff. F 115,50



60x120  
0008436 ROMANTIC reff. F 115,50



60x120  
0008437 PALM reff. F 115,50

# Wide&Style mini

DECOR & WALL



Le lastre "decorative mood" sono realizzate in gres porcellanato, quindi utilizzabili anche per la posa a pavimento in ambito residenziale.

"Decorative mood" porcelain slabs are suitable for floor use in residential areas.

Articoli con ripresa grafica tra le diverse lastre contenuta entro una tolleranza massima di 3 mm. Items with a graphic clearance among the different slabs ranging within 3 mm.

## DECORATIVE MOOD - TECHNICAL DATA

GRES PORCELLANATO PORCELAIN TILES

Classificazione secondo norme UNI EN 14411 (ISO 13006) Allegato G-Gruppo Bla GL  
Classification in accordance with UNI EN 14411 (ISO 13006) Annex G-Group Bla GL

PROPRIETÀ FISICO-CHIMICHE PHYSICAL-CHEMICAL PROPERTIES	NORMA NORM	VALORE PRESCRITTO DALLE NORME VALUE PRESCRIBED FROM THE NORMS	* VAL. / VALUE WIDE&STYLE MINI DECORATIVE MOOD
	B.C.R.A. C.A.	$\mu$ 0,19 SCIVOLOSITÀ PERICOLOSA - DANGEROUSLY SLIPPERY 0,20 < $\mu$ < 0,39 SCIVOLOSITÀ ECCESSIVA - EXCESSIVELY SLIPPERY 0,40 < $\mu$ < 0,74 ATTRITO SODDISFACENTE - SATISFACTORY GRIP $\mu$ 0,75 ATTRITO ECCELLENTE - EXCELLENT GRIP	> 0,40
	B.C.R.A. G.B.		> 0,40
RESISTENZA ALLO SCIVOLAMENTO SLIP RESISTANCE	ASTM C 1028 [S.C.O.F.]	SLIP RESISTANT (> 0,60)	> 0,60 DRY > 0,60 WET
	DIN 51130	IN FUNZIONE DELL'AMBIENTE O DELLA ZONA DI LAVORO BASING ON THE ENVIRONMENT OR THE WORKING AREA	R10
	DIN 51097	-	A+B
	ANSI A 137-1:2012 [D.C.O.F.]	≥ 0,42	> 0,42

\* Valori medi di produzione / Average production values

# Index

## Projects

### Stone

POETRY STONE  
ATLANTIS  
NATIVE  
ALPES  
ALPES RAW  
MONOLITH

### Marble

SENSI ROMA  
SENSI 900  
SENSI SIGNORIA  
SENSI GEMS  
SENSI UP

### Concrete

BLEND  
GHOST  
LAB325  
CROSSROAD CHALK

### Metal

INTERNO 9 WIDE  
INTERNO 9

### Wood

POETRY WOOD  
ECO CHIC  
NEST  
CROSSROAD WOOD  
DOLPHIN  
SOLERAS

## Traditional

UNIKA  
RE-WORK  
FOSSIL  
SENSI CLASSIC  
DOWNTOWN  
DOCKS  
PETRAIA

## Decor & Wall

POETRY COLORS  
POETRY DECOR  
WIDE&STYLE MINI  
WIDE&STYLE MINI VOL.2  
PLAY  
CROSSROAD BRICK  
DO UP  
CHROME

## Out.20 20 mm

POETRY STONE - SENSI ROMA - NATIVE  
ATLANTIS - BLEND - GHOST - LAB325  
POETRY WOOD - ECO CHIC - DOLPHIN  
SOLERAS

## Out.30 30 mm

LAB325  
TRENTO

## Hardkoll


COLLANTI E SIGILLANTI  
ADHESIVES AND SEALANTS

## Technical info

INFORMAZIONI TECNICHE

# Wide&Style mini Vol. 2


## ABSTRACT CONNECTIONS 7 mm



60x120  
0011669 REFINED rett. F 115,50




60x120  
0011670 AMPLIFY rett. F 115,50



60x120  
0011672 OFFSET rett. F 115,50



60x120  
\*0011668 UPCYCLED rett. F 115,50



60x120  
0011674 OVERLAP rett. F 115,50



60x120  
0011671 LAYERS rett. F 115,50



60x120  
0011673 PALETTE rett. F 115,50



60x120  
\*0011675 RIVIERA rett. F 115,50

# Wide&Style mini Vol. 2

DECOR & WALL



floor  
WIDE & STYLE MINI VOL.2 REFINED 60x120

Le lastre "Abstract Connections" sono realizzate in gres porcellanato, quindi utilizzabili anche per la posa a pavimento in ambito residenziale.  
"Abstract Connections" porcelain slabs are suitable for floor use in residential areas.

Articoli con ripresa grafica tra le diverse lastre contenute entro una tolleranza massima di 3 mm. Items with a graphic clearance among the different slabs ranging within 3 mm.

\*( pag. 284 )

Articolo composto da pattern grafici diversi e miscelati in modo casuale in fase di inscatolamento. Non si garantisce pertanto la presenza costante di tutti i soggetti all'interno delle confezioni.

This article comes in several different versions that are mixed randomly at the time of packaging. There is therefore no guarantee that all patterns will be present in any individual box.

## ABSTRACT CONNECTIONS - TECHNICAL DATA

GRES PORCELLANATO PORCELAIN TILES

Classificazione secondo norme UNI EN 14411 (ISO 13006) Allegato G-Gruppo Bla GL  
Classification in accordance with UNI EN 14411 (ISO 13006) Annex G-Group Bla GL

PROPRIETÀ FISICO-CHIMICHE PHYSICAL-CHEMICAL PROPERTIES	NORMA NORM	VALORE PRESCRITTO DALLE NORME VALUE PRESCRIBED FROM THE NORMS	* VAL. / VALUE WIDE&STYLE MINI VOL. 2 ABSTRACT CONNECTIONS
RESISTENZA ALLO SCIVOLAMENTO SLIP RESISTANCE	B.C.R.A. C.A.	$\mu$ 0,19 SCIVOLOSITÀ PERICOLOSA - DANGEROUSLY SLIPPERY 0,20 < $\mu$ < 0,39 SCIVOLOSITÀ ECCESSIVA - EXCESSIVELY SLIPPERY 0,40 < $\mu$ < 0,74 ATTRITO SODDISFACENTE - SATISFACTORY GRIP $\mu$ 0,75 ATTRITO ECCELLENTE - EXCELLENT GRIP	> 0,40
	B.C.R.A. G.B.		> 0,40
	ASTM C 1028 [S.C.O.F.]	SLIP RESISTANT (> 0,60)	> 0,60 DRY > 0,60 WET
	DIN 51130	IN FUNZIONE DELL'AMBIENTE O DELLA ZONA DI LAVORO BASING ON THE ENVIRONMENT OR THE WORKING AREA	R10
	DIN 51097 ANSI A 137-1:2012 [D.C.O.F.]	-	A+B ≥ 0,42

\* Valori medi di produzione / Average production values

# Index

## Projects

### Stone

POETRY STONE  
ATLANTIS  
NATIVE  
ALPES  
ALPES RAW  
MONOLITH

### Marble

SENSI ROMA  
SENSI 900  
SENSI SIGNORIA  
SENSI GEMS  
SENSI UP

### Concrete

BLEND  
GHOST  
LAB325  
CROSSROAD CHALK

### Metal

INTERNO 9 WIDE  
INTERNO 9

### Wood

POETRY WOOD  
ECO CHIC  
NEST  
CROSSROAD WOOD  
DOLPHIN  
SOLERAS

## Traditional

UNIKA  
RE-WORK  
FOSSIL  
SENSI CLASSIC  
DOWNTOWN  
DOCKS  
PETRAIA

## Decor & Wall

POETRY COLORS  
POETRY DECOR  
WIDE&STYLE MINI  
WIDE&STYLE MINI VOL.2  
PLAY  
CROSSROAD BRICK  
DO UP  
CHROME

## Out.20 20 mm

POETRY STONE - SENSI ROMA - NATIVE  
ATLANTIS - BLEND - GHOST - LAB325  
POETRY WOOD - ECO CHIC - DOLPHIN  
SOLERAS

## Out.30 30 mm

LAB325  
TRENTO

## Hardkoll

COLLANTI E SIGILLANTI  
ADHESIVES AND SEALANTS

## Technical info


INFORMAZIONI TECNICHE



# Play

GRES PORCELLANATO  
PORCELAIN TILES

DOTS



CARPET

DROPS



CLASSIC

MARBLE



RE-USED

CONCRETE  
DESIGN



OXIDE

CONCRETE  
RETRO



EDGE

LABYRINTH




ETNO



STRING



HERITAGE



8,5 mm

20x20 matt



# Index

## Projects

### Stone

POETRY STONE  
ATLANTIS  
NATIVE  
ALPES  
ALPES RAW  
MONOLITH

### Marble

SENSI ROMA  
SENSI 900  
SENSI SIGNORIA  
SENSI GEMS  
SENSI UP

### Concrete

BLEND  
GHOST  
LAB325  
CROSSROAD CHALK

### Metal

INTERNO 9 WIDE  
INTERNO 9

### Wood

POETRY WOOD  
ECO CHIC  
NEST  
CROSSROAD WOOD  
DOLPHIN  
SOLERAS

## Traditional

UNIKA  
RE-WORK  
FOSSIL  
SENSI CLASSIC  
DOWNTOWN  
DOCKS  
PETRAIA

## Decor & Wall

POETRY COLORS  
POETRY DECOR  
WIDE&STYLE MINI  
WIDE&STYLE MINI VOL.2  
PLAY  
CROSSROAD BRICK  
DO UP  
CHROME

### Out.20 20 mm

POETRY STONE - SENSI ROMA - NATIVE  
ATLANTIS - BLEND - GHOST - LAB325  
POETRY WOOD - ECO CHIC - DOLPHIN  
SOLERAS

### Out.30 30 mm

LAB325  
TRENTO

## Hardkoll

COLLANTI E SIGILLANTI  
ADHESIVES AND SEALANTS

## Technical info

INFORMAZIONI TECNICHE



floor  
PLAY DROPS MULTIWHITE 20x20

# Play


## DOTS



20x20  
PLAY DOTS WHITE 26  
0005890 nat. F 70,90



20x20  
PLAY DOTS BLACK 26  
0005891 nat. F 70,90



20x20  
PLAY DOTS MULTIWHITE 26  
0005892 nat. F 70,90

## DROPS




20x20  
PLAY DROPS MULTIWHITE 26  
0005894 nat. F 70,90




20x20  
PLAY DROPS MULTIBLACK 26  
0005895 nat. F 70,90

## MARBLE



20x20  
\*PLAY MARBLE WHITE 26  
0005896 nat. F 70,90



20x20  
\*PLAY MARBLE BLACK 26  
0005897 nat. F 70,90

## CONCRETE DESIGN



20x20  
PLAY CONCRETE DESIGN A 26  
0005902 nat. F 70,90



20x20  
PLAY CONCRETE DESIGN B 26  
0005903 nat. F 70,90

\* Articolo composto da pattern grafici diversi e miscelati in modo casuale in fase di inscatolamento. Non si garantisce pertanto la presenza costante di tutti i soggetti all'interno delle confezioni. This article comes in several different versions that are mixed randomly at the time of packaging. There is therefore no guarantee that all patterns will be present in any individual box.

# Index

## Projects

<b>Stone</b>	POETRY STONE ATLANTIS NATIVE ALPES ALPES RAW MONOLITH
<b>Marble</b>	SENSI ROMA SENSI 900 SENSI SIGNORIA SENSI GEMS SENSI UP
<b>Concrete</b>	BLEND GHOST LAB325 CROSSROAD CHALK
<b>Metal</b>	INTERNO 9 WIDE INTERNO 9
<b>Wood</b>	POETRY WOOD ECO CHIC NEST CROSSROAD WOOD DOLPHIN SOLERAS
<b>Traditional</b>	UNIKA RE-WORK FOSSIL SENSI CLASSIC DOWNTOWN DOCKS PETRAIA
<b>Decor &amp; Wall</b>	POETRY COLORS POETRY DECOR WIDE&STYLE MINI WIDE&STYLE MINI VOL.2 PLAY CROSSROAD BRICK DO UP CHROME

<b>Out.20 20 mm</b>	POETRY STONE - SENSI ROMA - NATIVE ATLANTIS - BLEND - GHOST - LAB325 POETRY WOOD - ECO CHIC - DOLPHIN SOLERAS
-------------------------	--

<b>Out.30 30 mm</b>	LAB325 TRENTO
-------------------------	------------------

<b>Hardkoll</b>	COLLANTI E SIGILLANTI ADHESIVES AND SEALANTS
-----------------	---

<b>Technical info</b>	INFORMAZIONI TECNICHE
-----------------------	-----------------------

# Play

## CONCRETE RETRÒ




20x20  
\* PLAY CONCRETE RETRÒ MIX  
0005898 nat. F 70,90



20x20  
PLAY CONCRETE RETRÒ A  
0005899 nat. F 70,90



20x20  
PLAY CONCRETE RETRÒ B  
0005900 nat. F 70,90



20x20  
PLAY CONCRETE RETRÒ C  
0005901 nat. F 70,90

## LABYRINTH



20x20  
\* PLAY LABYRINTH MIX MULTICOLOR  
0003352 nat. F 70,90




20x20  
PLAY LABYRINTH CLAY  
0003368 nat. F 70,90



20x20  
PLAY LABYRINTH SAGE  
0003369 nat. F 70,90




20x20  
PLAY LABYRINTH COTTO  
0003370 nat. F 70,90



20x20  
PLAY LABYRINTH PEARL  
0003371 nat. F 70,90

# Play

## CARPET




20x20  
\* PLAY CARPET MIX MULTICOLOR  
0003351 nat. F 70,90


## CLASSIC




20x20  
\* PLAY CLASSIC MIX MULTICOLOR  
0003474 nat. F 70,90



20x20  
PLAY CLASSIC BROWN  
0003476 nat. F 70,90



20x20  
PLAY CLASSIC SKY  
0003477 nat. F 70,90



20x20  
PLAY CLASSIC SAGE  
0003478 nat. F 70,90



20x20  
PLAY CLASSIC COTTO  
0003479 nat. F 70,90

DECOR & WALL

# Index


## Projects

<b>Stone</b>	POETRY STONE ATLANTIS NATIVE ALPES ALPES RAW MONOLITH
<b>Marble</b>	SENSI ROMA SENSI 900 SENSI SIGNORIA SENSI GEMS SENSI UP
<b>Concrete</b>	BLEND GHOST LAB325 CROSSROAD CHALK
<b>Metal</b>	INTERNO 9 WIDE INTERNO 9
<b>Wood</b>	POETRY WOOD ECO CHIC NEST CROSSROAD WOOD DOLPHIN SOLERAS
<b>Traditional</b>	UNIKA RE-WORK FOSSIL SENSI CLASSIC DOWNTOWN DOCKS PETRAIA
<b>Decor &amp; Wall</b>	POETRY COLORS POETRY DECOR WIDE&STYLE MINI WIDE&STYLE MINI VOL.2 PLAY CROSSROAD BRICK DO UP CHROME
<b>Out.20 20 mm</b>	POETRY STONE - SENSI ROMA - NATIVE ATLANTIS - BLEND - GHOST - LAB325 POETRY WOOD - ECO CHIC - DOLPHIN SOLERAS
<b>Out.30 30 mm</b>	LAB325 TRENTO
<b>Hardkoll</b>	COLLANTI E SIGILLANTI ADHESIVES AND SEALANTS
<b>Technical info</b>	INFORMAZIONI TECNICHE

\* Articolo composto da pattern grafici diversi e miscelati in modo casuale in fase di inscatolamento. Non si garantisce pertanto la presenza costante di tutti i soggetti all'interno delle confezioni. This article comes in several different versions that are mixed randomly at the time of packaging. There is therefore no guarantee that all patterns will be present in any individual box.


# Play

## RE-USED




20x20  
\*PLAY RE-USED MIX GREY  
0003480 nat. F 70,90


## OXIDE



20x20  
\*PLAY OXIDE WHITE  
0003493 nat. F 70,90



20x20  
\*PLAY OXIDE JADE  
0003494 nat. F 70,90



20x20  
\*PLAY OXIDE BRONZE  
0003495 nat. F 70,90

## EDGE



20x20  
\*PLAY EDGE MIX MULTICOLOR  
0003482 nat. F 70,90



20x20  
\*PLAY EDGE MIX GREY  
0003483 nat. F 70,90

\* Articolo composto da pattern grafici diversi e miscelati in modo casuale in fase di inscatolamento. Non si garantisce pertanto la presenza costante di tutti i soggetti all'interno delle confezioni. This article comes in several different versions that are mixed randomly at the time of packaging. There is therefore no guarantee that all patterns will be present in any individual box.


# Play

## STRING




20x20  
\*PLAY STRING MIX MULTICOLOR  
0003487 nat. F 70,90


## HERITAGE




20x20  
\*PLAY HERITAGE PEARL  
0003554 nat. F 70,90



20x20  
\*PLAY HERITAGE GREY  
0003496 nat. F 70,90



20x20  
\*PLAY HERITAGE DARK  
0003497 nat. F 70,90



20x20  
\*PLAY HERITAGE CLAY  
0003498 nat. F 70,90

### GRES PORCELLANATO PORCELAIN TILES

Classificazione secondo norme UNI EN 14411 (ISO 13006) Allegato G-Gruppo BLa GL  
Classification in accordance with UNI EN 14411 (ISO 13006) Annex G-Group BLa GL

# Index

## Projects

<b>Stone</b>	POETRY STONE ATLANTIS NATIVE ALPES ALPES RAW MONOLITH
<b>Marble</b>	SENSI ROMA SENSI 900 SENSI SIGNORIA SENSI GEMS SENSI UP
<b>Concrete</b>	BLEND GHOST LAB325 CROSSROAD CHALK
<b>Metal</b>	INTERNO 9 WIDE INTERNO 9
<b>Wood</b>	POETRY WOOD ECO CHIC NEST CROSSROAD WOOD DOLPHIN SOLERAS
<b>Traditional</b>	UNIKA RE-WORK FOSSIL SENSI CLASSIC DOWNTOWN DOCKS PETRAIA

## Decor & Wall

POETRY COLORS  
POETRY DECOR  
WIDE&STYLE MINI  
WIDE&STYLE MINI VOL.2  
PLAY  
CROSSROAD BRICK  
DO UP  
CHROME

## Out.20 20 mm

POETRY STONE - SENSI ROMA - NATIVE  
ATLANTIS - BLEND - GHOST - LAB325  
POETRY WOOD - ECO CHIC - DOLPHIN  
SOLERAS

## Out.30 30 mm

LAB325  
TRENTO

## Hardkoll

COLLANTI E SIGILLANTI  
ADHESIVES AND SEALANTS

## Technical info

INFORMAZIONI TECNICHE

# Crossroad Brick

PASTA BIANCA DA RIVESTIMENTO  
WHITE BODY WALL TILES




8 mm  
7,5x30 glossy


## Crossroad Brick




7,5x30  
BRICK WHITE  
0001337 F 70,90




7,5x30  
BRICK SMOKE  
0001340 F 70,90



7,5x30  
BRICK SAGE  
0001343 F 70,90




7,5x30  
BRICK SAND  
0001338 F 70,90




7,5x30  
BRICK COAL  
0001341 F 70,90



7,5x30  
BRICK CLAY  
0001344 F 70,90



7,5x30  
BRICK GREY  
0001339 F 70,90

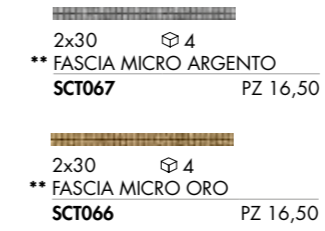


7,5x30  
BRICK BLUE  
0001342 F 70,90

Per visualizzare il progetto completo vedi pag. 148 Crossroad Chalk e pag. 192 Crossroad Wood  
For the complete collection see at page 148 Crossroad Chalk and page 192 Crossroad Wood

PASTA BIANCA DA RIVESTIMENTO WHITE BODY WALL TILES

Classificazione secondo norme UNI EN 14411 (ISO 13006) Allegato L-Gruppo BIII  
Classification in accordance with UNI EN 14411 (ISO 13006) Annex L-Group BIII



\*\* Articoli realizzati con metalli preziosi; si consiglia di pulire la superficie senza utilizzare prodotti contenenti sostanze abrasive.  
Items produced with precious metals; do not use products containing abrasive substances to clean the surface.

# Index

## Projects

### Stone

POETRY STONE  
ATLANTIS  
NATIVE  
ALPES  
ALPES RAW  
MONOLITH

### Marble

SENSI ROMA  
SENSI 900  
SENSI SIGNORIA  
SENSI GEMS  
SENSI UP

### Concrete

BLEND  
GHOST  
LAB325  
CROSSROAD CHALK

### Metal

INTERNO 9 WIDE  
INTERNO 9

### Wood

POETRY WOOD  
ECO CHIC  
NEST  
CROSSROAD WOOD  
DOLPHIN  
SOLERAS

## Traditional

UNIKA  
RE-WORK  
FOSSIL  
SENSI CLASSIC  
DOWNTOWN  
DOCKS  
PETRAIA

## Decor & Wall

POETRY COLORS  
POETRY DECOR  
WIDE&STYLE MINI  
WIDE&STYLE MINI VOL.2  
PLAY  
CROSSROAD BRICK  
DO UP  
CHROME

### Out.20 20 mm

POETRY STONE - SENSI ROMA - NATIVE  
ATLANTIS - BLEND - GHOST - LAB325  
POETRY WOOD - ECO CHIC - DOLPHIN  
SOLERAS

### Out.30 30 mm

LAB325  
TRENTO

## Hardkoll

COLLANTI E SIGILLANTI  
ADHESIVES AND SEALANTS

## Technical info

INFORMAZIONI TECNICHE

# Do Up

PASTA BIANCA DA RIVESTIMENTO  
WHITE BODY WALL TILES



7 mm  
60x120 matt  
30x120 matt



# Index



## Projects


<b>Stone</b>	POETRY STONE ATLANTIS NATIVE ALPES ALPES RAW MONOLITH
<b>Marble</b>	SENSI ROMA SENSI 900 SENSI SIGNORIA SENSI GEMS SENSI UP
<b>Concrete</b>	BLEND GHOST LAB325 CROSSROAD CHALK
<b>Metal</b>	INTERNO 9 WIDE INTERNO 9
<b>Wood</b>	POETRY WOOD ECO CHIC NEST CROSSROAD WOOD DOLPHIN SOLERAS
<b>Traditional</b>	UNIKA RE-WORK FOSSIL SENSI CLASSIC DOWNTOWN DOCKS PETRAIA
<b>Decor &amp; Wall</b>	POETRY COLORS POETRY DECOR WIDE&STYLE MINI WIDE&STYLE MINI VOL.2 PLAY CROSSROAD BRICK DO UP CHROME
<b>Out.20</b> 20 mm	POETRY STONE - SENSI ROMA - NATIVE ATLANTIS - BLEND - GHOST - LAB325 POETRY WOOD - ECO CHIC - DOLPHIN SOLERAS
<b>Out.30</b> 30 mm	LAB325 TRENTO
<b>Hardkoll</b>	COLLANTI E SIGILLANTI ADHESIVES AND SEALANTS
<b>Technical info</b>	INFORMAZIONI TECNICHE



# Do Up


## COVER



60x120  2  
**DOR3407A** COVER NEUTRAL rett. F 72,90  
 30x120  4  
**DOR57070** COVER NEUTRAL rett. F 72,90



60x120  2  
**DOR3447A** COVER SABBIA rett. F 72,90  
 30x120  4  
**DOR57470** COVER SABBIA rett. F 72,90




60x120  2  
**DOR3442A** COVER TORTORA rett. F 72,90  
 30x120  4  
**DOR57420** COVER TORTORA rett. F 72,90

## MATITE ALLUMINIO ALUMINIUM STRIPS


Articoli realizzati in alluminio anodizzato per l'uso a parete, adatti a raccordare piastrelle di diverso spessore (8,5/7/6 mm). Avvertenze per la posa e la pulizia a pag. 330  
 Anodized Aluminium strips for use between wall tiles of different thicknesses (8,5/7/6 mm). Instructions for installation and cleaning page. 330



**MATITA ALLUMINIO 0,5x120  4**  
 Parte superiore arrotondata / Rounded top.

 **MATITA ALLUMINIO 0000086** PZ 24,50

Parte superiore arrotondata e colorata con resine acriliche.  
 Rounded top colored with acrylic resins.


 **MATITA ALLUM. ORO 0008535** PZ 32,50

 **MATITA ALLUM. RAME SCURO 0008534** PZ 32,50

 **MATITA ALLUM. WHITE 0000087** PZ 32,50

 **MATITA ALLUM. TERRACOTTA 0008530** PZ 32,50

 **MATITA ALLUM. BLU 0008532** PZ 32,50

 **MATITA ALLUM. VERDE 0008531** PZ 32,50

 **MATITA ALLUM. ARDESIA 0008533** PZ 32,50

 **MATITA ALLUM. BLACK 0000088** PZ 32,50



**MATITA ALLUMINIO 0,5x120  4**  
 Parte superiore piatta colorata in bagno galvanico / Flat top colored in galvanic bath.


 **MATITA ALLUM. BRONZO 0000557** PZ 40,50

 **MATITA ALLUM. RAME 0000556** PZ 40,50

# Do Up

## COVER





120x240  1 cp = 2 box  
**DOR34073** PROG. COVER GEISHA 4 PZ. PZ 1.604,50 (prezzo a cp.)




60x120  1  
**DOR34079** DEC. COVER GEISHA PZ 342,90




120x240  1 cp = 2 box  
**DOR34074** PROG. COVER LOVE 4 PZ. PZ 1.604,50 (prezzo a cp.)



60x120  1  
**DOR34082** DEC. COVER CITY PZ 342,90



120x240  1 cp = 2 box  
**DOR34086** PROG. COVER SPRING 4 PZ. PZ 1.604,50 (prezzo a cp.)



60x120  1  
**DOR34080** DEC. COVER SPRING PZ 342,90

## DECOR & WALL

# Index

## Projects

<b>Stone</b>	POETRY STONE ATLANTIS NATIVE ALPES ALPES RAW MONOLITH
<b>Marble</b>	SENSI ROMA SENSI 900 SENSI SIGNORIA SENSI GEMS SENSI UP
<b>Concrete</b>	BLEND GHOST LAB325 CROSSROAD CHALK
<b>Metal</b>	INTERNO 9 WIDE INTERNO 9
<b>Wood</b>	POETRY WOOD ECO CHIC NEST CROSSROAD WOOD DOLPHIN SOLERAS
<b>Traditional</b>	UNIKA RE-WORK FOSSIL SENSI CLASSIC DOWNTOWN DOCKS PETRAIA
<b>Decor &amp; Wall</b>	POETRY COLORS POETRY DECOR WIDE&STYLE MINI WIDE&STYLE MINI VOL.2 PLAY CROSSROAD BRICK DO UP CHROME

**Out.20**  
20 mm  
POETRY STONE - SENSI ROMA - NATIVE  
ATLANTIS - BLEND - GHOST - LAB325  
POETRY WOOD - ECO CHIC - DOLPHIN  
SOLERAS

**Out.30**  
30 mm  
LAB325  
TRENTO


**Hardkoll**  
COLLANTI E SIGILLANTI  
ADHESIVES AND SEALANTS

**Technical info**  
INFORMAZIONI TECNICHE

# Do Up

## MEMORY




60x120  2  
\* **DOR3452A** MEMORY SABBIA rett. F 84,50



60x120  2  
\* **DOR3457A** MEMORY RUST rett. F 84,50

## REVERSE



60x120  2  
\*\* **DOR3417A** REVERSE SKY rett. F 84,50



wall  
60x120 REVERSE SKY rett.  
60x120 COVER TORTORA rett.

floor  
60x120 INTERNO 9 PEARL nat. rett.

\* La non perfetta continuità di linee, rilievi o motivi grafici tra piastrelle adiacenti è naturale conseguenza del processo produttivo, pertanto non costituisce un vizio del prodotto.  
Any variations in graphic designs or textures between adjacent tiles are a natural consequence of the manufacturing process and do not constitute a product defect.

# Do Up

## AFFRESCO



60x120  2  
\*\* **DOR34720** AFFRESCO DARK rett. F 84,50



30x120  4  
\*\* **DOR57720** AFFRESCO DARK rett. F 84,50



60x120  2  
\*\* **DOR34670** AFFRESCO LIGHT rett. F 84,50



wall  
30x120 AFFRESCO LIGHT rett.  
30x120 - 60x120 AFFRESCO DARK rett.

floor  
60x120 INTERNO 9 PEARL rett.

\*\* Articolo composto da pattern grafici diversi che non prevedono agganci tra loro e miscelati in modo casuale in fase di inscatolamento.  
Non si garantisce pertanto la presenza costante di tutti i soggetti all'interno delle confezioni.  
This article comes in several different versions with unconnected patterns that are mixed randomly at the time of packaging. There is therefore no guarantee that all patterns will be present in any individual box.

# Index

## Projects

<b>Stone</b>	POETRY STONE ATLANTIS NATIVE ALPES ALPES RAW MONOLITH
<b>Marble</b>	SENSI ROMA SENSI 900 SENSI SIGNORIA SENSI GEMS SENSI UP

<b>Concrete</b>	BLEND GHOST LAB325 CROSSROAD CHALK
-----------------	---

<b>Metal</b>	INTERNO 9 WIDE INTERNO 9
--------------	-----------------------------

<b>Wood</b>	POETRY WOOD ECO CHIC NEST CROSSROAD WOOD DOLPHIN SOLERAS
-------------	---

<b>Traditional</b>	UNIKA RE-WORK FOSSIL SENSI CLASSIC DOWNTOWN DOCKS PETRAIA
--------------------	---

<b>Decor &amp; Wall</b>	POETRY COLORS POETRY DECOR WIDE&STYLE MINI WIDE&STYLE MINI VOL.2 PLAY CROSSROAD BRICK DO UP CHROME
-------------------------	---

<b>Out.20</b> 20 mm	POETRY STONE - SENSI ROMA - NATIVE ATLANTIS - BLEND - GHOST - LAB325 POETRY WOOD - ECO CHIC - DOLPHIN SOLERAS
------------------------	--

<b>Out.30</b> 30 mm	LAB325 TRENTO
------------------------	------------------


<b>Hardkoll</b>	COLLANTI E SIGILLANTI ADHESIVES AND SEALANTS
-----------------	---

<b>Technical info</b>	INFORMAZIONI TECNICHE
-----------------------	-----------------------



# Do Up

## STREET MATT



60x120 ☞ 2  
\*DOR34220 STREET WHITE MATT rett. F 84,50



60x120 ☞ 2  
\*DOR34320 STREET BLACK MATT rett. F 84,50



60x120 ☞ 1  
\*DOR34221 DEC. STREET KID-BELIEVE MATT PZ 342,90



\*60x120 ☞ 2  
\*\*DOR34230 DEC. STREET CLASS BLACK MIX2 PZ 377,50 (prezzo al pz.)



60x120 ☞ 1  
\*DOR34222 DEC. STREET KID-NEXT MATT PZ 342,90



\*60x120 ☞ 1  
\*DOR34223 DEC. STREET KID-WHY MATT PZ 342,90



60x120 ☞ 1  
\*DOR34223 DEC. STREET KID-WHY MATT PZ 342,90

\* La non perfetta continuità di linee, rilievi o motivi grafici tra piastrelle adiacenti è naturale conseguenza del processo produttivo, pertanto non costituisce un vizio del prodotto.  
Any variations in graphic designs or textures between adjacent tiles are a natural consequence of the manufacturing process and do not constitute a product defect.

\*\* Articoli realizzati con metalli preziosi; si consiglia di pulire la superficie senza utilizzare prodotti contenenti sostanze abrasive.  
Items produced with precious metals; do not use products containing abrasive substances to clean the surface.

# Do Up

## STREET GLOSSY



60x120 ☞ 2  
\*DOR34270 STREET WHITE GLOSSY rett. F 84,50



120x240 ☞ 1 cp = 2 box  
\*DOR34224 PROG. STREET MISS YOU GLOSSY 4 PZ. PZ 1.604,50 (prezzo a cp.)



120x240 ☞ 1 cp = 2 box  
\*DOR34225 PROG. STREET MAXI COLORS GLOSSY 4 PZ. PZ 1.604,50 (prezzo a cp.)

### PASTA BIANCA DA RIVESTIMENTO WHITE BODY WALL TILES

Classificazione secondo norme UNI EN 14411 (ISO 13006) Allegato L Gruppo BIII  
Classification in accordance with UNI EN 14411 (ISO 13006) Annex L Group BIII

## DECOR & WALL

# Index

## Projects

<b>Stone</b>	POETRY STONE ATLANTIS NATIVE ALPES ALPES RAW MONOLITH
<b>Marble</b>	SENSI ROMA SENSI 900 SENSI SIGNORIA SENSI GEMS SENSI UP
<b>Concrete</b>	BLEND GHOST LAB325 CROSSROAD CHALK
<b>Metal</b>	INTERNO 9 WIDE INTERNO 9
<b>Wood</b>	POETRY WOOD ECO CHIC NEST CROSSROAD WOOD DOLPHIN SOLERAS
<b>Traditional</b>	UNIKA RE-WORK FOSSIL SENSI CLASSIC DOWNTOWN DOCKS PETRAIA
<b>Decor &amp; Wall</b>	POETRY COLORS POETRY DECOR WIDE&STYLE MINI WIDE&STYLE MINI VOL.2 PLAY CROSSROAD BRICK DO UP CHROME

<b>Out.20</b> 20 mm	POETRY STONE - SENSI ROMA - NATIVE ATLANTIS - BLEND - GHOST - LAB325 POETRY WOOD - ECO CHIC - DOLPHIN SOLERAS
------------------------	--

<b>Out.30</b> 30 mm	LAB325 TRENTO
------------------------	------------------

<b>Hardkoll</b>	COLLANTI E SIGILLANTI ADHESIVES AND SEALANTS
-----------------	---


<b>Technical info</b>	INFORMAZIONI TECNICHE
-----------------------	-----------------------

DECOR & WALL

# Chrome

GRES PORCELLANATO TUTTA MASSA - UGL  
FULL BODY PORCELAIN - UGL

WHITE



BLACK



6 mm

160x320 nat / lux

120x280 soft / lux



# Index

## Projects


Stone	POETRY STONE ATLANTIS NATIVE ALPES ALPES RAW MONOLITH
Marble	SENSI ROMA SENSI 900 SENSI SIGNORIA SENSI GEMS SENSI UP
Concrete	BLEND GHOST LAB325 CROSSROAD CHALK
Metal	INTERNO 9 WIDE INTERNO 9
Wood	POETRY WOOD ECO CHIC NEST CROSSROAD WOOD DOLPHIN SOLERAS
Traditional	UNIKA RE-WORK FOSSIL SENSI CLASSIC DOWNTOWN DOCKS PETRAIA
Decor & Wall	POETRY COLORS POETRY DECOR WIDE&STYLE MINI WIDE&STYLE MINI VOL.2 PLAY CROSSROAD BRICK DO UP CHROME
Out.20 20 mm	POETRY STONE - SENSI ROMA - NATIVE ATLANTIS - BLEND - GHOST - LAB325 POETRY WOOD - ECO CHIC - DOLPHIN SOLERAS
Out.30 30 mm	LAB325 TRENTO
Hardkoll	COLLANTI E SIGILLANTI ADHESIVES AND SEALANTS
Technical info	INFORMAZIONI TECNICHE

# Chrome

## CHROME WHITE

6 mm

160x320	nat. rett.	0005374	F 148,90
160x320	lux rett.	0005376	F 168,90
120x280	soft rett.	0008044	F 118,50
120x280	lux rett.	0008639	F 124,50



## CHROME BLACK

6 mm

160x320	nat. rett.	0005373	F 148,90
120x280	soft rett.	0008638	F 118,50



# Chrome

DECOR & WALL



wall  
 PORT GOLD NAT MIX SIZES 30x60  
 SENSI SIGNORIA PORT GOLD MIX SIZES 30x60  
 ECO CHIC AVANA MIX SIZES 30x60  
 CHROME WHITE SOFT 120x280  
 Floor  
 ECO CHIC AVANA 20x170

**GRES PORCELLANATO TUTTA MASSA** FULL BODY PORCELAIN

Classificazione secondo norme UNI EN 14411 (ISO 13006) Allegato G-Gruppo Bla UGL  
 Classification in accordance with UNI EN 14411 (ISO 13006) Annex G-Group Bla UGL



# Index

## Projects

<b>Stone</b>	POETRY STONE ATLANTIS NATIVE ALPES ALPES RAW MONOLITH
<b>Marble</b>	SENSI ROMA SENSI 900 SENSI SIGNORIA SENSI GEMS SENSI UP
<b>Concrete</b>	BLEND GHOST LAB325 CROSSROAD CHALK
<b>Metal</b>	INTERNO 9 WIDE INTERNO 9
<b>Wood</b>	POETRY WOOD ECO CHIC NEST CROSSROAD WOOD DOLPHIN SOLERAS
<b>Traditional</b>	UNIKA RE-WORK FOSSIL SENSI CLASSIC DOWNTOWN DOCKS PETRAIA
<b>Decor &amp; Wall</b>	POETRY COLORS POETRY DECOR WIDE&STYLE MINI WIDE&STYLE MINI VOL.2 PLAY CROSSROAD BRICK DO UP CHROME

<b>Out.20</b> 20 mm	POETRY STONE - SENSI ROMA - NATIVE ATLANTIS - BLEND - GHOST - LAB325 POETRY WOOD - ECO CHIC - DOLPHIN SOLERAS
------------------------	--

<b>Out.30</b> 30 mm	LAB325 TRENTO
------------------------	------------------

<b>Hardkoll</b>	COLLANTI E SIGILLANTI ADHESIVES AND SEALANTS
-----------------	---

<b>Technical info</b>	INFORMAZIONI TECNICHE
-----------------------	-----------------------



# Outdoor

GRES PORCELLANATO A MASSA COLORATA  
FULLBODY COLORED PORCELAIN

## Out.20 20 mm

POETRY STONE 310  
SENSI ROMA 310  
NATIVE 311  
ATLANTIS 311  
BLEND 312  
GHOST 312  
LAB325 313  
POETRY WOOD 314  
ECO CHIC 314  
DOLPHIN 315  
SOLERAS 315


## Out.30 30 mm

LAB325 318  
TRENTO 318

## Out.20



BLEND CONCRETE ASH



POETRY WOOD GOLD

OUTDOOR 20 MM



ATLANTIS MOON



POETRY STONE PIASE ASH

# Index

## Projects

Stone	POETRY STONE ATLANTIS NATIVE ALPES ALPES RAW MONOLITH
Marble	SENSI ROMA SENSI 900 SENSI SIGNORIA SENSI GEMS SENSI UP
Concrete	BLEND GHOST LAB325 CROSSROAD CHALK
Metal	INTERNO 9 WIDE INTERNO 9
Wood	POETRY WOOD ECO CHIC NEST CROSSROAD WOOD DOLPHIN SOLERAS
Traditional	UNIKA RE-WORK FOSSIL SENSI CLASSIC DOWNTOWN DOCKS PETRAIA
Decor & Wall	POETRY COLORS POETRY DECOR WIDE&STYLE MINI WIDE&STYLE MINI VOL.2 PLAY CROSSROAD BRICK DO UP CHROME
Out.20 20 mm	POETRY STONE - SENSI ROMA - NATIVE ATLANTIS - BLEND - GHOST - LAB325 POETRY WOOD - ECO CHIC - DOLPHIN SOLERAS
Out.30 30 mm	LAB325 TRENTO
Hardkoll	COLLANTI E SIGILLANTI ADHESIVES AND SEALANTS
Technical info	INFORMAZIONI TECNICHE

POETRY STONE



60x120 1  
POETRY STONE PIASE MUD 20 R11 rett.  
**0010206** P.TECH F 89,90



60x120 1  
POETRY STONE PIASE ASH 20 R11 rett.  
**0010205** P.TECH F 89,90



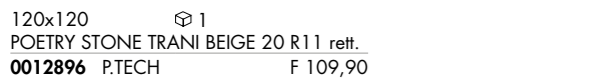
60x120 1  
POETRY STONE PIRENEI GREY 20 R11 rett.  
**0006356** P.TECH F 89,90



60x120 1  
POETRY STONE PIRENEI ECRU 20 R11 rett.  
**0006354** P.TECH F 89,90



60x120 1  
POETRY STONE TRANI BEIGE 20 R11 rett.  
**0010632** P.TECH F 89,90



120x120 1  
POETRY STONE TRANI BEIGE 20 R11 rett.  
**0012896** P.TECH F 109,90

SENSI ROMA



60x120 1  
IVORY 20 R11 rett.  
**0012556** P.TECH F 89,90



60x120 1  
CREAM 20 R11 rett.  
**0012557** P.TECH F 89,90

NATIVE



90x90 1  
NATIVE ASH 20 R11 rett.  
**0004219** P.TECH F 94,50



90x90 1  
NATIVE FOG 20 R11 rett.  
**0004220** P.TECH F 94,50


ATLANTIS




60x90 1  
GREY HAMMERED 20 R11 rett.  
**0007174** P.TECH F 86,50



60x90 1  
MOON HAMMERED 20 R11 rett.  
**0007780** P.TECH F 86,50



60x90 1  
SAND HAMMERED 20 R11 rett.  
**0007176** P.TECH F 86,50



60x90 1  
SMOKE HAMMERED 20 R11 rett.  
**0007175** P.TECH F 86,50

# Index

## Projects

### Stone

POETRY STONE  
ATLANTIS  
NATIVE  
ALPES  
ALPES RAW  
MONOLITH

### Marble

SENSI ROMA  
SENSI 900  
SENSI SIGNORIA  
SENSI GEMS  
SENSI UP

### Concrete

BLEND  
GHOST  
LAB325  
CROSSROAD CHALK

### Metal

INTERNO 9 WIDE  
INTERNO 9

### Wood

POETRY WOOD  
ECO CHIC  
NEST  
CROSSROAD WOOD  
DOLPHIN  
SOLERAS

## Traditional

UNIKA  
RE-WORK  
FOSSIL  
SENSI CLASSIC  
DOWNTOWN  
DOCKS  
PETRAIA

## Decor & Wall

POETRY COLORS  
POETRY DECOR  
WIDE&STYLE MINI  
WIDE&STYLE MINI VOL.2  
PLAY  
CROSSROAD BRICK  
DO UP  
CHROME

## Out.20 20 mm

POETRY STONE - SENSI ROMA - NATIVE  
ATLANTIS - BLEND - GHOST - LAB325  
POETRY WOOD - ECO CHIC - DOLPHIN  
SOLERAS

## Out.30 30 mm

LAB325  
TRENTO

## Hardkoll

COLLANTI E SIGILLANTI  
ADHESIVES AND SEALANTS

## Technical info

INFORMAZIONI TECNICHE

BLEND



90x90  1  
BLEND CONCRETE MOON 20 R11 reff.  
0008947 P.TECH F 94,50



90x90  1  
BLEND CONCRETE ASH 20 R11 reff.  
0006018 P.TECH F 94,50

60x120  1  
BLEND CONCRETE ASH 20 R11 reff.  
0007024 P.TECH F 89,90



90x90  1  
BLEND CONCRETE GREY 20 R11 reff.  
0006019 P.TECH F 94,50

60x120  1  
BLEND CONCRETE GREY 20 R11 reff.  
0007025 P.TECH F 89,90



GHOST



90x90  1  
GHOST GREY 20 R11 reff.  
0004587 P.TECH F 94,50



90x90  1  
GHOST ROPE 20 R11 reff.  
0004588 P.TECH F 94,50



LAB325




60x120  1  
LAB325 BASE ASH 20 R11 reff.  
0002705 P.TECH F 89,90



60x120  1  
LAB325 FORM ASH 20 R11 reff.  
0002703 P.TECH F 89,90



60x120  1  
LAB325 BASE TAUPE 20 R11 reff.  
0002706 P.TECH F 89,90



60x120  1  
LAB325 FORM TAUPE 20 R11 reff.  
0002704 P.TECH F 89,90

# Index

## Projects

### Stone

POETRY STONE  
ATLANTIS  
NATIVE  
ALPES  
ALPES RAW  
MONOLITH

### Marble

SENSI ROMA  
SENSI 900  
SENSI SIGNORIA  
SENSI GEMS  
SENSI UP

### Concrete

BLEND  
GHOST  
LAB325  
CROSSROAD CHALK

### Metal

INTERNO 9 WIDE  
INTERNO 9

### Wood

POETRY WOOD  
ECO CHIC  
NEST  
CROSSROAD WOOD  
DOLPHIN  
SOLERAS

## Traditional

UNIKA  
RE-WORK  
FOSSIL  
SENSI CLASSIC  
DOWNTOWN  
DOCKS  
PETRAIA

## Decor & Wall

POETRY COLORS  
POETRY DECOR  
WIDE&STYLE MINI  
WIDE&STYLE MINI VOL.2  
PLAY  
CROSSROAD BRICK  
DO UP  
CHROME

## Out.20 20 mm

POETRY STONE - SENSI ROMA - NATIVE  
ATLANTIS - BLEND - GHOST - LAB325  
POETRY WOOD - ECO CHIC - DOLPHIN  
SOLERAS

## Out.30 30 mm

LAB325  
TRENTO

## Hardkoll

COLLANTI E SIGILLANTI  
ADHESIVES AND SEALANTS


## Technical info

INFORMAZIONI TECNICHE

POETRY WOOD




30x180 1  
POETRY WOOD GOLD 20 R11 rett.  
0010078 P.TECH F 105,50



30x180 1  
POETRY WOOD OAK 20 R11 rett.  
0010079 P.TECH F 105,50

ECO CHIC



30x180 1  
ECO CHIC NATURALE 20 R11 rett.  
0006377 P.TECH F 105,50




30x180 1  
ECO CHIC AVANA 20 R11 rett.  
0006378 P.TECH F 105,50


POETRY WOOD



30x120 2  
POETRY WOOD GOLD 20 R11 rett.  
0010081 P.TECH F 89,90



30x120 2  
DOLPHIN CLAY 20 R11 rett.  
DPR57100 P.TECH F 89,90



30x120 2  
DOLPHIN GREY 20 R11 rett.  
DPR57250 P.TECH F 89,90


SOLERAS



30x120 2  
SOLERAS NATURALE 20 R11 rett.  
S1R57200 P.TECH F 89,90



30x120 2  
POETRY WOOD OAK 20 R11 rett.  
0010082 P.TECH F 89,90



30x120 2  
DOLPHIN OAK 20 R11 rett.  
DPR57150 P.TECH F 89,90



30x120 2  
SOLERAS AVANA 20 R11 rett.  
S1R57250 P.TECH F 89,90

# Index

## Projects

### Stone

POETRY STONE  
ATLANTIS  
NATIVE  
ALPES  
ALPES RAW  
MONOLITH

### Marble

SENSI ROMA  
SENSI 900  
SENSI SIGNORIA  
SENSI GEMS  
SENSI UP

### Concrete

BLEND  
GHOST  
LAB325  
CROSSROAD CHALK

### Metal

INTERNO 9 WIDE  
INTERNO 9

### Wood

POETRY WOOD  
ECO CHIC  
NEST  
CROSSROAD WOOD  
DOLPHIN  
SOLERAS

## Traditional

UNIKA  
RE-WORK  
FOSSIL  
SENSI CLASSIC  
DOWNTOWN  
DOCKS  
PETRAIA

## Decor & Wall

POETRY COLORS  
POETRY DECOR  
WIDE&STYLE MINI  
WIDE&STYLE MINI VOL.2  
PLAY  
CROSSROAD BRICK  
DO UP  
CHROME

## Out.20 20 mm

POETRY STONE - SENSI ROMA - NATIVE  
ATLANTIS - BLEND - GHOST - LAB325  
POETRY WOOD - ECO CHIC - DOLPHIN  
SOLERAS

## Out.30 30 mm

LAB325  
TRENTO

## Hardkoll

COLLANTI E SIGILLANTI  
ADHESIVES AND SEALANTS

## Technical info

INFORMAZIONI TECNICHE


PEZZI SPECIALI SPECIAL TRIMS	BULLNOSE	ELEMENTO L	ELEMENTO L GRIP	GRIGLIA	ANG. GRIGLIA SX	ANG. GRIGLIA DX
	60x120 Rett. ☞ 1 PZ 194,50	15x60x5 Rett. ☞ 2 PZ 102,50	15x60x5 Rett. ☞ 2 PZ 114,90	15x60 Rett. ☞ 4 PZ 194,50	15x60 Rett. ☞ 4 PZ 262,90	15x60 Rett. ☞ 4 PZ 262,90
POETRY STONE PIASE ASH	0010572	0010615	0010617	0010619	0010621	0010623
POETRY STONE PIASE MUD	0010573	0010616	0010618	0010620	0010622	0010624
POETRY STONE PIRENEI GREY	0007836	0006359	0007073	0006362	0006365	0006368
POETRY STONE PIRENEI ECRU	0011102	0006357	0011103	0006360	0006363	0006366
POETRY STONE TRANI BEIGE	0010633	0010634	0010635	0010636	0010637	0010638
SENSI ROMA IVORY	0012558	0012561	0012563	0012565	0012567	0012569
SENSI ROMA CREAM	0012559	0012562	0012564	0012566	0012568	0012570
LAB325 BASE ASH	0007826	0002707	0006999	0002709	0002711	0002713
LAB325 BASE TAUPE	0007827	0002708	0007000	0002710	0002712	0002714
	90x90 Rett. ☞ 1 PZ 206,90	15x90x5 Rett. ☞ 2 PZ 136,50	15x90x5 Rett. ☞ 2 PZ 159,90	18x90 Rett. ☞ 4 PZ 228,50	18x90 Rett. ☞ 4 PZ 297,50	18x90 Rett. ☞ 4 PZ 297,50
BLEND CONCRETE MOON	0009709	0009226	0009227	0009228	0009229	0009230
NATIVE ASH	0007846	0004222	0007002	0004225	0004228	0004231
NATIVE FOG	0007847	0004223	0007003	0004226	0004229	0004232
GHOST GREY	-	0004589	0007004	0004591	0004593	0004595
GHOST ROPE	-	0004590	0007005	0004592	0004594	0004596
ECO CHIC NATURALE	-	0006576	0007036	0006578	0006580	0006582
ECO CHIC AVANA	-	0006577	0007037	0006579	0006581	0006583
	60x90 Rett. ☞ 1 PZ 172,50	15x60x5 Rett. ☞ 2 PZ 102,50	15x60x5 Rett. ☞ 2 PZ 114,90	15x60 Rett. ☞ 4 PZ 194,50	15x60 Rett. ☞ 4 PZ 262,90	15x60 Rett. ☞ 4 PZ 262,90
ATLANTIS GREY HAMMERED	0007854	0007009	0007012	0007015	0007018	0007021
ATLANTIS SMOKE HAMMERED	0007855	0007010	0007013	0007016	0007019	0007022
ATLANTIS SAND HAMMERED	0008261	0007011	0007014	0007017	0007020	0007023
ATLANTIS MOON HAMMERED	0007856	0007781	0007782	0007783	0007784	0007785
DOLPHIN CLAY	-	DPR57101	0007121	DPR57102	DPR57103	DPR57104
DOLPHIN OAK	-	DPR57151	0007122	DPR57152	DPR57153	DPR57154
DOLPHIN GREY	-	DPR57251	0007123	DPR57252	DPR57253	DPR57254
	30x120 Rett. ☞ 1 PZ 149,50	15x60x5 Rett. ☞ 2 PZ 102,50	15x60x5 Rett. ☞ 2 PZ 114,90	15x60 Rett. ☞ 4 PZ 194,50	15x60 Rett. ☞ 4 PZ 262,90	15x60 Rett. ☞ 4 PZ 262,90
POETRY WOOD GOLD	0010418	0010420	0010422	0010424	0010426	0010428
POETRY WOOD OAK	0010419	0010421	0010423	0010425	0010427	0010429
SOLERAS NATURALE	0007861	S1R57201	0007124	S1R57202	S1R57203	S1R57204
SOLERAS AVANA	0007862	S1R57251	0007125	S1R57252	S1R57253	S1R57254
	90x90 Rett. ☞ 1 PZ 206,90	15x60x5 Rett. ☞ 2 PZ 102,50	15x60x5 Rett. ☞ 2 PZ 114,90	15x60 Rett. ☞ 4 PZ 194,50	15x60 Rett. ☞ 4 PZ 262,90	15x60 Rett. ☞ 4 PZ 262,90
BLEND CONCRETE ASH	0009707	0007026	0007028	0007030	0007032	0007034
BLEND CONCRETE GREY	0009708	0007027	0007029	0007031	0007033	0007035

CONSIGLI DI POSA - ADVICE FOR LAYING



**POSA TRADIZIONALE**  
La posa tradizionale è ideale per la realizzazione di pavimentazioni carrabili.

**TRADITIONAL INSTALLATION**  
Traditional installation is ideal for floorings that will be driven over by vehicles.



**POSA A SECCO SU GHIAIA**  
La posa su ghiaia permette il perfetto drenaggio delle acque piovane.

**DRY INSTALLATION ON GRAVEL**  
Installing on gravel enables perfect drainage of rainwater.



**POSA A SECCO SU ERBA**  
La posa diretta su erba permette di creare percorsi e camminamenti integrandosi perfettamente nell'ambiente.

**DRY INSTALLATION ON GRASS**  
Installing directly on top of grass enables the creation of paths and walkways that blend in perfectly with the surroundings.



**POSA A SECCO SU SABBIA**  
La posa su sabbia permette di creare percorsi e camminamenti per spiagge e stabilimenti balneari.

**DRY INSTALLATION ON SAND**  
Installing on top of sand is ideal for creating paths and walkways on beaches and beach bars.



**POSA SOPRAELEVATA DA ESTERNO**  
Il sistema di pavimentazione sopraelevata prevede l'utilizzo di supporti portanti di tipo autolivellante, regolabili oppure fissi che si adattano con semplicità e sicurezza ad ogni tipo di pavimento sottostante. Il sistema permette la realizzazione di piani di posa con altezze variabili, da terra, comprese fra 25 e 270 mm. L'indipendenza della pavimentazione dai supporti garantisce l'assorbimento di eventuali movimenti strutturali. Il sistema sopraelevato non necessita di massetto in cemento e consente una diminuzione del peso sulla struttura portante. Le fughe aperte tra una piastrella ed un'altra consentono un facile deflusso dell'acqua piovana evitando tutti i rischi di accumulo o di ristagno. La presenza dell'intercapedine fra il piano di calpestio e il piano di appoggio favorisce l'aerazione e l'isolamento termico. Questa soluzione permette inoltre il passaggio di impianti e tubazioni nell'intercapedine, e la facile ispezione degli stessi una volta installata la pavimentazione.

**OUTDOOR RAISED LAYING SYSTEM**  
The raised floor system foresees the use of self-levelling, adjustable or fixed load bearing supports that easily adapt to the floor below in total safety. The system is suitable to create laying designs with variable heights from the ground, which range between 25 and 270 mm. The independence of the flooring from the supports guarantees the absorption of any structural movements. The raised system does not require a cement screed and reduces the load on the bearing structure. The open joints between the tiles allow rainwater to easily drain off, avoiding any risk of water accumulation or stagnation. The gap between the tread surface and the support surface favours ventilation and heat insulation. This solution allows for the installation of systems and piping in the gap, which can be easily inspected even once the floor has been installed.

Per informazioni sull'utilizzo dei supporti per pavimentazione sopraelevata consultare il catalogo OUT.20. To see more about the use of self - levelling for raised floor consult the OUT.20 catalog.


# Index

## Projects

<b>Stone</b>	POETRY STONE ATLANTIS NATIVE ALPES ALPES RAW MONOLITH
<b>Marble</b>	SENSI ROMA SENSI 900 SENSI SIGNORIA SENSI GEMS SENSI UP
<b>Concrete</b>	BLEND GHOST LAB325 CROSSROAD CHALK
<b>Metal</b>	INTERNO 9 WIDE INTERNO 9
<b>Wood</b>	POETRY WOOD ECO CHIC NEST CROSSROAD WOOD DOLPHIN SOLERAS
<b>Traditional</b>	UNIKA RE-WORK FOSSIL SENSI CLASSIC DOWNTOWN DOCKS PETRAIA
<b>Decor &amp; Wall</b>	POETRY COLORS POETRY DECOR WIDE&STYLE MINI WIDE&STYLE MINI VOL.2 PLAY CROSSROAD BRICK DO UP CHROME
<b>Out.20 20 mm</b>	POETRY STONE - SENSI ROMA - NATIVE ATLANTIS - BLEND - GHOST - LAB325 POETRY WOOD - ECO CHIC - DOLPHIN SOLERAS
<b>Out.30 30 mm</b>	LAB325 TRENTO
<b>Hardkoll</b>	COLLANTI E SIGILLANTI ADHESIVES AND SEALANTS
<b>Technical info</b>	INFORMAZIONI TECNICHE



**LAB325**



90x90 1  
LAB325 BASE TAUPE 30 R11 rett.  
0009231 F 144,90

90x90 1  
LAB325 BASE PEPPER 30 R11 rett.  
0009232 F 144,90

**TRENTO**



30x120 1  
TRENTO NOCE 30 R11 rett.  
0009233 F 144,90

30x120 1  
TRENTO NATURALE 30 R11 rett.  
0009234 F 144,90

**SOLUZIONI PER SUPERFICI CARRABILI URBANE E RESIDENZIALI**

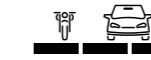
I prodotti OUT.30, grazie allo spessore maggiorato di 30 mm, hanno le caratteristiche tecniche necessarie per la posa di tutte le situazioni carrabili in esterno, dagli spazi residenziali privati fino ai centri urbani. In caso di traffico leggero, come nei viali, nei cortili e nei parcheggi delle abitazioni, la pavimentazione può essere installata senza incollaggio. In questo caso il materiale si stende su una base di aggregati lapidei di varia granulometria compattati, avendo cura di utilizzare i comuni distanziatori in materiale plastico. Nelle zone sottoposte a traffico elevato, come percorsi stradali e piazze cittadine, è invece necessario effettuare la posa su massetto cementizio con malta d'allettamento, seguendo procedimenti analoghi a quelli utilizzati per la posa dei materiali naturali.

**DRIVE-OVER SURFACES SOLUTIONS FOR URBAN AND RESIDENTIAL SPACES**

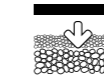
With their extra-large 30 mm thickness, OUT.30 slabs have the necessary technical characteristics for use in any outdoor vehicular application, from private residential areas to urban centres. For light traffic situations such as driveways, courtyards and residential parking spaces, the slabs can be installed without adhesive. In this case, they should be laid on a base of compacted stone aggregates of various sizes and positioned using ordinary plastic spacers. In heavy traffic areas such as roads and city squares, the slabs should be laid on a cement screed with bedding mortar following similar procedures to those used for the installation of natural materials.



TRAFFICO LEGGERO  
Light traffic



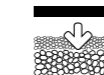
POSA A SECCO SU GHIAIA  
Dry laying on gravel



TRAFFICO LEGGERO  
Light traffic



POSA A SECCO SU GHIAIA  
Dry laying on gravel



TRAFFICO URBANO  
Urban traffic



POSA SU MASSETTO  
Laying on cement screed



# Index

## Projects

<b>Stone</b>	POETRY STONE ATLANTIS NATIVE ALPES ALPES RAW MONOLITH
<b>Marble</b>	SENSI ROMA SENSI 900 SENSI SIGNORIA SENSI GEMS SENSI UP
<b>Concrete</b>	BLEND GHOST LAB325 CROSSROAD CHALK
<b>Metal</b>	INTERNO 9 WIDE INTERNO 9
<b>Wood</b>	POETRY WOOD ECO CHIC NEST CROSSROAD WOOD DOLPHIN SOLERAS
<b>Traditional</b>	UNIKA RE-WORK FOSSIL SENSI CLASSIC DOWNTOWN DOCKS PETRAIA
<b>Decor &amp; Wall</b>	POETRY COLORS POETRY DECOR WIDE&STYLE MINI WIDE&STYLE MINI VOL.2 PLAY CROSSROAD BRICK DO UP CHROME
<b>Out.20</b> 20 mm	POETRY STONE - SENSI ROMA - NATIVE ATLANTIS - BLEND - GHOST - LAB325 POETRY WOOD - ECO CHIC - DOLPHIN SOLERAS
<b>Out.30</b> 30 mm	LAB325 TRENTO
<b>Hardkoll</b>	COLLANTI E SIGILLANTI ADHESIVES AND SEALANTS
<b>Technical info</b>	INFORMAZIONI TECNICHE



# Hardkoll

**COLLANTI E SIGILLANTI PER L'EDILIZIA  
BUILDING ADHESIVES AND SEALANTS**

## HARDKOLL

LAYING INNOVATIONS

Entrata a far parte del Gruppo ABK nel 2015, Hardkoll è un'industria chimica specializzata nello sviluppo e nella produzione di soluzioni per l'edilizia che vuole porsi sul mercato come un partner attento in grado di fornire soluzioni complete per il mondo edile.

Ordinare Hardkoll oggi significa:

- avere a disposizione una gamma di prodotti sviluppati appositamente per le collezioni ABK che ne garantiscono il miglior risultato tecnico ed estetico
- includere i prodotti Hardkoll insieme ai materiali ABK in un unico ordine e un'unica fatturazione
- convenienza nei costi di trasporto: i prodotti Hardkoll potranno essere caricati unitamente ai prodotti ABK presso lo stesso magazzino logistico
- assistenza tecnica specializzata
- prodotti certificati che coprono tutte le casistiche di posa

### COLLANTI PER EDILIZIA

Gli adesivi edilizi sono un insieme di sostanze naturali o sintetiche, che, opportunamente applicate, sono capaci di far aderire fra loro superfici di materiali uguali o diversi.

L'azione degli adesivi deriva da fattori interni (composizione, proprietà chimiche delle sostanze utilizzate) ed esterni (condizioni atmosferiche – ambiente umido/asciutto – materiali da incollare – ceramica/pietra naturale/ricomposti – supporto sul quale incollare – massetto/ moquette/laminato – destinazione finale – pavimento/rivestimento/interni/esterni): tali fattori ne determinano la composizione chimica e dunque le differenti tipologie. In generale possiamo affermare che ciascuno di essi viene identificato con una lettera ed un numero in progressione, che ne determina l'upgrade di prestazione: sono tutti universalmente validi.

C1: collante a base cementizia, basico (per materiale ceramico poroso/assorbente o bicottura).

C2: collante a base cementizia migliorato (per materiali ceramici non assorbenti).

F: collante a presa rapida (fast). E' utilizzato per esempio in condizioni di cantiere particolari e in tutte quelle situazioni che richiedono rapidità di intervento.

T: il collante ha un comportamento tixotropico (ovvero antiscivolo: dunque particolarmente apprezzato per la posa su parete di materiali di grandi formati e/o spessori maggiorati).

E: tempo aperto allungato (extended) ovvero il tempo massimo entro il quale il materiale può essere posato dopo l'applicazione dell'adesivo.

S1: il collante è deformabile (stretchy) ovvero ammortizza le tensioni termiche delle piastrelle e della superficie di posa senza danneggiare la superficie installata.

S2: variante migliorata della precedente.

Tutte queste caratteristiche possono coesistere e combinarsi fra loro, dando vita a variegate tipologie.

Il collante è l'ultimo strato prima del materiale scelto per la pavimentazione (legno, materiale ceramico, pietra naturale, etc) e contribuisce alla solidità del pavimento stesso: bisogna dunque non solo applicarlo con cura ma anche e soprattutto scegliere la tipologia idonea al materiale e al cantiere.

As part of the ABK Group since 2015, Hardkoll is a chemical manufacturer qualified in the development and production of building solutions. Hardkoll aims to be a reliable partner able to supply complete systems for buildings.

Today, placing an order of Hardkoll products means:

- A wide range of products specifically developed on ABK collections, guaranteeing the best technical and aesthetic result
- One loading and one invoice together with ABK materials
- Transport costs convenience: Hardkoll products can be loaded together with ABK products at the same logistic warehouse
- Technical support
- Certified products for all laying solutions

### BUILDING ADHESIVES

Building adhesives are a mix of chemicals or natural substances providing or promoting adhesion.

Adhesives strength is depending on 2 different features: internal (chemical composition and chemical properties of the substances) and external (weather conditions - damp/dry room – materials to glue – ceramics/quarry stones/wood-rest where materials have to be glued - screed/ carpet/ laminate – end use – floor/wall, interiors/exteriors). All these set out the chemical composition and the varieties. The different kind of binding materials are identified by an alphabetical letter and a progressive number, specifying the upgrading performance.

C1: cement glue (for absorbing ceramic materials).

C2: improved cement glue (for not absorbing ceramic materials).

F: fast glue (usually less than 30 minutes); used whenever and wherever fast action is required, even during winter in order to prevent the freezing of the water.

T: tixotropic glue, i.e. antigrip (used for big sizes or extra thick wallcoverings).

E: open extended time (maximum time limit to fix down the material after the adhesive film application).

S1: stretchy glue i.e. thermal and shock absorber .

S2: highly stretchy glue (improved S1 glue).

All these, can be mixed together, giving out several types in return.

Binding materials are the last layer before tiles and support the firmness of the floor itself: it is crucial to select the proper one and to apply them properly.

# Index

## Projects

<b>Stone</b>	POETRY STONE ATLANTIS NATIVE ALPES ALPES RAW MONOLITH
<b>Marble</b>	SENSI ROMA SENSI 900 SENSI SIGNORIA SENSI GEMS SENSI UP
<b>Concrete</b>	BLEND GHOST LAB325 CROSSROAD CHALK
<b>Metal</b>	INTERNO 9 WIDE INTERNO 9
<b>Wood</b>	POETRY WOOD ECO CHIC NEST CROSSROAD WOOD DOLPHIN SOLERAS
<b>Traditional</b>	UNIKA RE-WORK FOSSIL SENSI CLASSIC DOWNTOWN DOCKS PETRAIA
<b>Decor &amp; Wall</b>	POETRY COLORS POETRY DECOR WIDE&STYLE MINI WIDE&STYLE MINI VOL.2 PLAY CROSSROAD BRICK DO UP CHROME
<b>Out.20 20 mm</b>	POETRY STONE - SENSI ROMA - NATIVE ATLANTIS - BLEND - GHOST - LAB325 POETRY WOOD - ECO CHIC - DOLPHIN SOLERAS
<b>Out.30 30 mm</b>	LAB325 TRENTO
<b>Hardkoll</b>	COLLANTI E SIGILLANTI ADHESIVES AND SEALANTS
<b>Technical info</b>	INFORMAZIONI TECNICHE

## COLLANTI PER EDILIZIA / BUILDING ADHESIVES

Hardkoll consiglia: / Hardkoll suggests:



**BAUFLEX:** classificazione C2TE idoneo per la posa di qualsiasi formato di gres, anche in sovrapposizione di piastrelle preesistenti.  
**BAUFLEX:** C2TE suggested for fine stone porcelainware, even for overlapping in case of existing floor.

<b>BAUFLEX</b>			
BIANCO/WHITE	<b>AD200M</b>	€ 1,08/kg	
GRIGIO/GREY	<b>AD210M</b>	€ 1,06/kg	
<b>Per tutti i formati</b>			
For all sizes			



**+30:** classificazione C2TES1, ideale per la posa di piastrelle ceramiche di grande formato e/o basso spessore: la sua formula permette una resa del 30% maggiore rispetto agli altri adesivi equivalenti.  
**+30:** C2TES1: suggested for laying extra thin big ceramic slabs; the enriched formula allows a 30% better performance compared to other equivalent adhesives.

<b>+30</b>			
BIANCO/WHITE	<b>AD330M</b>	€ 1,39/kg	
GRIGIO/GREY	<b>AD331M</b>	€ 1,26/kg	
<b>Per grandi formati e/o basso spessore</b>			
For extra thin big ceramics slabs			



**+30 S2:** classificazione C2TES2, ideale per la posa di piastrelle ceramiche di grande formato e/o basso spessore: la sua formula permette una resa del 30% maggiore rispetto agli altri adesivi equivalenti.  
**+30 S2:** Adhesive C2TES2, for laying extra thin big ceramic slabs; the new formula allows a 30% better performance compared to other equivalent adhesives.

<b>+30 S2</b>			
BIANCO/WHITE	<b>AD332M</b>	€ 1,64/kg	
GRIGIO/GREY	<b>AD333M</b>	€ 1,51/kg	
<b>Per grandi formati e/o basso spessore</b>			
For extra thin big ceramics slabs			



**BAULITE S2:** classificazione C2TES2, grazie alla nanotecnologia utilizzata, con un sacco di 15 kg si riesce a posare lo stesso quantitativo di materiale rispetto ad un sacco tradizionale (25 kg).  
**BAULITE S2:** C2TES2 thanks to the nanotechnology, a 15 kg bag ensures the same performance of a 25 kg bag.

<b>BAULITE S2</b>			
BIANCO/WHITE	<b>AD340M</b>	€ 3,00/kg	
GRIGIO/GREY	<b>AD341M</b>	€ 2,76/kg	



**BAUFLEX MAXI S1:** classificazione C2TES1, grazie alla dimensione maggiorata del granella, è ideale per i materiali di spessore maggiorato da esterno (20 mm).  
**BAUFLEX MAXI S1:** C2TES1 suggested for special thick materials for outdoors (20 mm)

<b>BAUFLEX MAXI S1</b>			
BIANCO/WHITE	<b>AD260M</b>	€ 1,33/kg	
GRIGIO/GREY	<b>AD280M</b>	€ 1,26/kg	
<b>Per spessorati da esterno</b>			
For outdoor thick materials			



**+30 FAST:** classificazione C2FTES1, si tratta di un collante a presa rapida già calpestabile dopo 4 ore.  
**+30 FAST:** Adhesive: C2FTES1 a fast adhesive ready already 4 hours after the first application.

<b>+30 FAST</b>			
BIANCO/WHITE	<b>AD334M</b>	€ 1,51/kg	
GRIGIO/GREY	<b>AD335M</b>	€ 1,39/kg	
<b>Per grandi formati e/o basso spessore</b>			
For extra thin big ceramics slabs			



**BAULITE S1:** classificazione C2TES1, grazie alla nanotecnologia utilizzata, con un sacco di 15 kg si riesce a posare lo stesso quantitativo di materiale rispetto ad un sacco tradizionale (25 kg).  
**BAULITE S1:** C2TES1 thanks to the nanotechnology, a 15 kg bag ensures the same performance of a 25 kg bag.

<b>BAULITE S1</b>			
BIANCO/WHITE	<b>AD350M</b>	€ 2,57/kg	
GRIGIO/GREY	<b>AD351M</b>	€ 2,35/kg	



**BAUPRIMERGRIP:** primer che migliora l'adesione di adesivi, rasanti e autolivellanti cementizi su supporti difficili e poco assorbenti.  
**BAUPRIMERGRIP:** primer improving the adhesion of adhesives, plasters and self-leveling on not absorbing supports.

<b>BAUPRIMERGRIP</b>			
	<b>AT1212</b>	€ 11,63/kg	

## STUCCO PER FUGHE

Lo stucco è un sigillante riempitivo per fughe e può essere più o meno idrorepellente e a base o cementizia o epossidica.  
CG2: a base cementizia migliorata, ad elevata resistenza all'abrasione e basso assorbimento di acqua.  
RG: a base epossidica, ad elevata resistenza all'abrasione.

## GROUT SEALANT

Grout is a joint filling seal and can be waterproof and cement or epoxy based.  
CG2: improved cement based grout, abrasion resistant and water low absorption.  
RG: high abrasion resistance and epoxy based.



**KROMOS 08:** ideale per fughe sottili, materiali rettificati; presenta una finitura particolarmente liscia.  
**KROMOS 08:** smooth thin grout for rectified tiles.

<b>KROMOS 08</b>		
		2,59 €/kg



**BAUNET:** soluzione per la pulizia di piastrelle e giunti cementizi  
**BAUNET:** cleaning solution for tiles and groutings

<b>BAUNET</b>		
5L	<b>AT1302</b>	€ 3,21/kg
1L x 12	<b>AT1301</b>	€ 4,33
1KG x 12	<b>AP1301</b>	€ 11,75

Kromos 08 presenta oggi una nuova gamma di cromie sviluppate appositamente per i materiali ABK, assicurando così un'eccellente resa estetica.  
Kromos 08 introduce a new colour range specifically developed for ABK products, ensuring an excellent final look.

	BIANCO	KROMOS S1124B		ARDESIA	KROMOS S1152B		TORTORA	KROMOS S1153B
	GRIGIO LUCE	KROMOS S1120B		ANTRACITE	KROMOS S1122B		NOCCIOLA	KROMOS S1143B
	PERLA	KROMOS S1150B		NERO	KROMOS S1140B		AVANA	KROMOS S1154B
	MANHATTAN	KROMOS S1123B		AVORIO	KROMOS S1126B		TABACCO	KROMOS S1133B
	BETULLA	KROMOS S1151B		JASMIN	KROMOS S1125B		MARRONE	KROMOS S1134B
	CEMENTO	KROMOS S1121B		BAHAMA BEIGE	KROMOS S1129B		NOCE	KROMOS S1155B

## IMPERMEABILIZZANTE

L'impermeabilizzante è una guaina che si posa sopra il massetto allo scopo di proteggerlo dall'acqua: per la sua stesura è necessario che il sottofondo sia perfettamente asciutto.

## SEALING

Sealing is a film that has to be fixed on the concrete to protect it from water; it has to be used on backgrounds perfectly dried.



**BAU720 (A+B):** impermeabilizzante bicomponente, idoneo per l'impermeabilizzazione di terrazzi, balconi, box doccia, piscine.  
**BAU720 (A+B):** Two-component waterproofing product, suitable for waterproofing terraces, balconies, showers, swimming pools.

<b>BAU720 (A+B)</b>		
GRIGIO 33 KG	<b>PP100N</b>	€ 3,60/kg



**Hidro 1K:** impermeabilizzante monocomponente ad alta resa fibrorinforzato a base di leganti idraulici, inerti alleggeriti.  
**Hidro 1K:** One-component, high-performance fiber-reinforced waterproofing product based on hydraulic binders, lightened aggregates.

<b>HIDRO 1K</b>		
GRIGIO 15 KG	<b>PP210N</b>	€ 6,08/kg

# Index

## Projects

<b>Stone</b>	POETRY STONE ATLANTIS NATIVE ALPES ALPES RAW MONOLITH
<b>Marble</b>	SENSI ROMA SENSI 900 SENSI SIGNORIA SENSI GEMS SENSI UP
<b>Concrete</b>	BLEND GHOST LAB325 CROSSROAD CHALK
<b>Metal</b>	INTERNO 9 WIDE INTERNO 9
<b>Wood</b>	POETRY WOOD ECO CHIC NEST CROSSROAD WOOD DOLPHIN SOLERAS

## Traditional

UNIKA RE-WORK FOSSIL SENSI CLASSIC DOWNTOWN DOCKS PETRAIA
POETRY COLORS POETRY DECOR WIDE&STYLE MINI WIDE&STYLE MINI VOL.2 PLAY CROSSROAD BRICK DO UP CHROME

## Out.20 20 mm

POETRY STONE - SENSI ROMA - NATIVE  
ATLANTIS - BLEND - GHOST - LAB325  
POETRY WOOD - ECO CHIC - DOLPHIN  
SOLERAS

## Out.30 30 mm

LAB325  
TRENTO

## Hardkoll

COLLANTI E SIGILLANTI  
ADHESIVES AND SEALANTS

## Technical info

INFORMAZIONI TECNICHE

COLLEZIONE COLLECTION	COLORE COLOUR	CODICE SIGILLANTE SEALANT CODE
<b>ALPES</b>	Lead	SI121B kromos cemento
<b>ALPES RAW</b>	Grey	SI150B kromos perla
	Ivory	SI120B kromos grigio luce
	Sand	SI120B kromos grigio luce
<b>ATLANTIS</b>	Grey	SI150B kromos perla
	Smoke	SI122B kromos antracite
	Sand	SI123B kromos manhattan
	Moon	SI120B kromos grigio luce
	Taupe	SI150B kromos perla
<b>BLEND</b>	Concrete Moon	SI120B kromos grigio luce
	Concrete Ash	SI150B kromos perla
	Concrete Grey	SI121B kromos cemento
	Concrete Iron	SI122B kromos antracite
	Dots Multiwhite	SI120B kromos grigio luce
	Dots Multiblack	SI140B kromos nero
	Dots Taupe	SI123B kromos manhattan
	Dots Grey	SI121B kromos cemento
<b>CROSSROAD</b>	White	SI124B kromos bianco
<b>CHALK/WOOD</b>	Sand	SI150B kromos perla
	Grey	SI150B kromos perla
	Smoke	SI152B kromos ardesia
	Coal	SI140B kromos nero
	Amber	SI143B kromos nocciola
	Tan	SI151B kromos betulla
<b>DOCKS</b>	Silver	SI150B kromos perla
	Grey	SI152B kromos ardesia
	Black	SI122B kromos antracite
	White	SI120B kromos grigio luce
	Bone	SI153B kromos tortora
	Warm	SI123B kromos manhattan
<b>DOLPHIN</b>	Grey	SI123B kromos manhattan
	Moon	SI123B kromos manhattan
	Milk	SI153B kromos tortora
	Coal	SI122B kromos antracite
	Oak	SI152B kromos ardesia
	Clay	SI154B kromos avana
<b>DOWNTOWN</b>	Ash	SI123B kromos manhattan
	Ecrú	SI153B kromos tortora
	Earth	SI121B kromos cemento
	Ivory	SI120B kromos grigio luce
	Graphite	SI122B kromos antracite

COLLEZIONE COLLECTION	COLORE COLOUR	CODICE SIGILLANTE SEALANT CODE
<b>ECO CHIC</b>	Almond	SI123B kromos manhattan
	Naturale	SI150B kromos perla
	Avana	SI150B kromos perla
	Brown	SI152B kromos ardesia
<b>FOSSIL</b>	Brown	SI123B kromos manhattan
	Beige	SI153B kromos tortora
	Light Grey	SI120B kromos grigio luce
	Cream	SI126B kromos avorio
	Blue	SI123B kromos manhattan
<b>GHOST</b>	Ivory	SI150B kromos perla
	Rope	SI150B kromos perla
	Grey	SI150B kromos perla
	Taupe	SI122B kromos antracite
	Sage	SI150B kromos perla
	Clay	SI150B kromos perla
	Jade	SI121B kromos cemento
<b>INTERNO 9</b>	Rust	SI152B kromos ardesia
	Silver	SI121B kromos cemento
	Dark	SI122B kromos antracite
	Pearl	SI120B kromos grigio luce
	Mud	SI121B kromos cemento
	Dune	SI123B kromos manhattan
<b>LAB325</b>	Pearl	SI150B kromos perla
	Ash	SI150B kromos perla
	Taupe	SI150B kromos perla
	Pepper	SI122B kromos antracite
<b>NATIVE</b>	Ebony	SI122B kromos antracite
	Forest	SI122B kromos antracite
	Ash	SI150B kromos perla
	Red	SI152B kromos ardesia
	Fog	SI152B kromos ardesia
<b>NEST</b>	Beige	SI150B kromos perla
	Oak	SI150B kromos perla
	Taupe	SI150B kromos perla
	Blue	SI121B kromos cemento
<b>PETRAIA</b>	Rosso	SI121B kromos cemento
	Rosso	SI122B kromos antracite
	Cotto	SI121B kromos cemento
	Ocra	SI121B kromos cemento
	Beige	SI129B kromos bahama beige
	Almond	SI129B kromos bahama beige

COLLEZIONE COLLECTION	COLORE COLOUR	CODICE SIGILLANTE SEALANT CODE
<b>POETRY WOOD</b>	Gold	SI150B kromos perla
	Ecrú	SI150B kromos perla
	Oak	SI152B kromos ardesia
	Mud	SI152B kromos ardesia
<b>POETRY STONE</b>	Piase Mud	SI150B kromos perla
	Piase Smoke	SI121B kromos cemento
	Piase Ash	SI150B kromos perla
	Pirenei Ecrú	SI123B kromos manhattan
	Pirenei Grey	SI150B kromos perla
	Trani Beige	SI123B kromos manhattan
	Trani Ivory	SI120B kromos grigio luce
<b>RE-WORK</b>	Multi Fog	SI150B kromos perla
	Multi Beige	SI153B kromos tortora
<b>SENSI</b> <b>SENSI ROMA</b> <b>SENSI 900</b> <b>SENSI SIGNORIA</b> <b>SENSI GEMS</b> <b>SENSI UP</b> <b>SENSI CLASSIC</b>	Roma White	SI120B kromos grigio luce
	Roma Ivory	SI120B kromos grigio luce
	Roma Cream	SI125B kromos jasmín
	Port Gold	SI140B kromos nero
	Calacatta Vena Oro	SI120B kromos grigio luce
	Grigio Siena	SI150B kromos perla
	Lilac Grey	SI150B kromos perla
	Roma Imperiale	SI121B kromos cemento
	Labradorite	SI122B kromos antracite
	Calacatta Michelangelo	SI124B kromos bianco
	Statuario Light	SI124B kromos bianco
	Crystal	SI120B kromos grigio luce
	Taj Mahal	SI120B kromos grigio luce
	Iceberg	SI120B kromos grigio luce
Titanium Black	SI140B kromos nero	
Invisible Pearl	SI150B kromos perla	
Breccia Melange	SI124B kromos bianco	
Marquina Select	SI140B kromos nero	
Grand Antique	SI120B kromos grigio luce	
Statuario Ultra	SI124B kromos bianco	
Calacatta Gold	SI124B kromos bianco	
Onice beige	SI120B kromos grigio luce	
Statuario Versilia	SI124B kromos bianco	
Calacatta Select	SI124B kromos bianco	
Sahara Cream	SI120B kromos grigio luce	
Statuario White	SI124B kromos bianco	
Stone Grey	SI140B kromos nero	

COLLEZIONE COLLECTION	COLORE COLOUR	CODICE SIGILLANTE SEALANT CODE
<b>SOLERAS</b>	Naturale	SI153B kromos tortora
	Beige	SI153B kromos tortora
	Avana	SI154B kromos avana
	Bianco	SI120B kromos grigio luce
	Grigio	SI123B kromos manhattan
<b>UNIKA</b>	Cream	SI120B kromos grigio luce
	Ecrú	SI123B kromos manhattan
	Bronze	SI121B kromos cemento
	Grey	SI150B kromos perla
	Smoke	SI152B kromos ardesia

# Index

## Projects

**Stone**

POETRY STONE  
ATLANTIS  
NATIVE  
ALPES  
ALPES RAW  
MONOLITH

**Marble**

SENSI ROMA  
SENSI 900  
SENSI SIGNORIA  
SENSI GEMS  
SENSI UP

**Concrete**

BLEND  
GHOST  
LAB325  
CROSSROAD CHALK

**Metal**

INTERNO 9 WIDE  
INTERNO 9

**Wood**

POETRY WOOD  
ECO CHIC  
NEST  
CROSSROAD WOOD  
DOLPHIN  
SOLERAS

**Traditional**

UNIKA  
RE-WORK  
FOSSIL  
SENSI CLASSIC  
DOWNTOWN  
DOCKS  
PETRAIA

**Decor & Wall**

POETRY COLORS  
POETRY DECOR  
WIDE&STYLE MINI  
WIDE&STYLE MINI VOL.2  
PLAY  
CROSSROAD BRICK  
DO UP  
CHROME

**Out.20**  
20 mm

POETRY STONE - SENSI ROMA - NATIVE  
ATLANTIS - BLEND - GHOST - LAB325  
POETRY WOOD - ECO CHIC - DOLPHIN  
SOLERAS

**Out.30**  
30 mm

LAB325  
TRENTO

**Hardkoll**

COLLANTI E SIGILLANTI  
ADHESIVES AND SEALANTS

**Technical info**

INFORMAZIONI TECNICHE



# Technical Info

## INFORMAZIONI TECNICHE TECHNICAL INFORMATION

CONSIGLI DI POSA E PULIZIA / INSTALLATION AND CLEANING ADVICE 327  
 CARATTERISTICHE TECNICHE / TECHNICAL CHARACTERISTICS 332  
 ECOSOSTENIBILITA' E CERTIFICAZIONI / ECO-SUSTAINABILITY AND CERTIFICATIONS 335  
 GUIDA ALLA CONSULTAZIONE / CONSULTATION GUIDE 335  
 CONDIZIONI GENERALI DI VENDITA / GENERAL SALES TERMS AND CONDITIONS 336  
 IMBALLI / PACKAGING 339

## CONSIGLI DI POSA E PULIZIA

### AVVERTENZE GENERALI

Indipendentemente dal tipo di prodotto e formato scelto, prima di procedere con la posa è opportuno fare una verifica sul cantiere per valutare le condizioni dei sottofondi. La posa richiede le migliori condizioni del sottofondo. Che dovrà sempre essere:

- asciutto e stagionato
- planare e privo di fessurazioni
- pulito, libero da polvere detriti o grumi di cemento
- compatto e resistente

La perfetta riuscita di un pavimento o di un rivestimento è il frutto della combinazione di molteplici fattori; per ottenere il migliore effetto estetico nella posa è opportuno ricordare che i prodotti ABK Group prevedono un numero variabile di pattern grafici, la cui successione all'interno delle scatole avviene in modo del tutto casuale.

### MOVIMENTAZIONE E POSA DELLE GRANDI LASTRE

Tutti i formati che superano i 100 cm di lunghezza e di larghezza devono essere maneggiati da 2 posatori. Per una corretta gestione delle lastre, a partire dalla fase di apertura degli imballi, è necessario avvalersi di dispositivi idonei. Per la movimentazione manuale e la successiva posa in opera è consigliato l'utilizzo di barre di movimentazione con ventose.

E' opportuno effettuare le operazioni di taglio su una superficie piana, stabile e planare. E' consigliato l'utilizzo di guide da taglio professionali con carrello incisore.

Il collante dev'essere applicato sia sul fondo di posa che sul retro delle lastre. Si consiglia l'utilizzo di adesivo in polvere a base cementizia a letto pieno di classe C2F (E) S1 /S2.

Stendere il collante sulla superficie da rivestire con spatola a denti inclinati con dente minimo di 8mm con movimenti lineari e mai circolari, stendere il collante sul retro della lastra con spatola dentata mai inferiore a 5 mm (tenendo conto che la somma delle spatole utilizzate per sottofondo e lastra dev'essere compresa fra i 13 e i 14mm).

Per far defluire le bolle d'aria che si possono formare fra la lastra e l'adesivo è consigliabile avvalersi di un battitore manuale in gomma o degli appositi dispositivi elettrici batti-piastrelle. La fuga minima consigliata, in relazione alla posizione dei giunti di dilatazione, è di 2 mm. Nel caso di pareti e pavimenti a contatto, da posare entrambi con lastre ceramiche, è indispensabile rispettare questa larghezza minima per garantire un perfetto risultato nel tempo. A rivestimento è possibile realizzare fughe inferiori in base alle opportune verifiche tecniche da effettuarsi sul cantiere. Le fughe dovranno essere riempite per almeno i 2/3 dello spessore con l'apposito sigillante, prestando attenzione all'eventuale presenza di residui di adesivo all'interno.

### POSA DEI PRODOTTI RETTIFICATI

Per raggiungere un effetto ottimale ABK suggerisce di mantenere almeno 1 o 2 mm di fuga per una posa mono-formato e 2 mm per combinare formati misti nelle pose modulari suggerite dai cataloghi.

### POSA DEI PRODOTTI NON RETTIFICATI

L'alto grado di greificazione delle piastrelle ABK comporta modeste tolleranze di calibro, pertanto nella posa dei prodotti a bordo naturale è consigliabile lasciare una fuga di almeno 3 mm fra le piastrelle.

### OPERAZIONI PRELIMINARI

Una volta scelto il materiale da posare, coerentemente con i requisiti tecnici, lo stile e la destinazione d'uso degli ambienti, è bene seguire alcune raccomandazioni prima di procedere con l'installazione:

-stendere a terra almeno 3mq di prodotto per controllare l'effetto d'insieme, avendo cura di verificarne accuratamente calibro, tonalità e scala.

-Specie nel caso di prodotti con elevata variabilità grafica, è bene posare il materiale attingendo da più scatole, le variazioni grafiche e cromatiche del prodotto sono una caratteristica qualificante che l'abilità del posatore può valorizzare, al contrario un prodotto posato senza tenerne conto può risultare esteticamente poco gradevole.

-È opportuno evitare di segnare la parte superiore delle piastrelle con matite o pennarelli e dedicare particolare attenzione ai prodotti lucidi, patinati o lappati che dovranno essere coperti durante i lavori di cantiere.

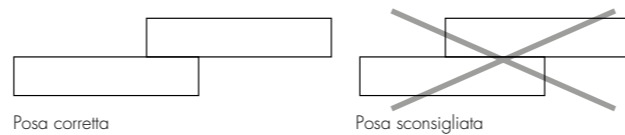
-Attendere 48/72 ore prima di sottoporre il pavimento al normale transito.

La posa senza fuga, soprattutto nei grandi formati è fortemente sconsigliata dai maggiori produttori di collante per i seguenti motivi:

Difficoltà di assorbimento di eventuali movimenti strutturali in assenza di elementi comprimibili  
 Diverso comportamento dilatometrico fra piastrelle e massetto, in presenza di elevate escursioni termiche

Difficoltà di realizzazione di una duratura ed efficace stuccatura  
 Abk sconsiglia assolutamente pose senza fuga, per le quali si declina ogni responsabilità.

Durante le operazioni di posa, nel caso venga scelto uno schema sfalsato, evitare di far coincidere i vertici di una piastrella con la metà delle altre a fianco.



## INSTALLATION AND CLEANING ADVICE

### GENERAL WARNINGS

Regardless of the chosen product type or size, an on-site inspection should be carried out prior to installation to assess the conditions of the substrates. Perfect substrate conditions are essential for a successful installation. Substrates must be:

- dry and properly cured
- flat and free of cracks
- clean and free of dust, debris or lumps of cement
- compact and strong

The success of a floor or wall tile installation is the result of a combination of multiple factors; to achieve the best possible aesthetic effect in installation, remember that ABK Group products come in a variable number of graphic patterns packed in boxes in a completely random sequence.

### SLAB HANDLING AND INSTALLATION

All slabs with length and width greater than 100 cm must be handled by 2 installers. Always use proper equipment to handle the slabs, from the unpacking stage onwards. For manual handling and installation, the use of handling bars with suction cups is recommended.

Slabs should be cut on a flat, stable surface. Use professional cutting guides with a cutting slide. Adhesive must be applied to both the substrate and the back of the slab. The use of a Class C2F (E) S1/S2 cement-based full-bonding powder adhesive is recommended.

Apply the adhesive to the surface using a slanted-notch trowel with a minimum notch size of 8 mm. Be sure to perform linear and not circular movements. Apply the adhesive to the back of the slab using a notched trowel with a minimum notch size of 5 mm. Note that the sum of the notch sizes of the trowels used for the slab and substrate must be 13-14 mm.

Use either a rubber mallet or an electric tile vibrator to eliminate any bubbles that may form between the slab and the adhesive.

Expansion joints between slabs should have a width of at least 2 mm. When ceramic slabs are installed on both the floors and walls, a minimum joint width of 2 mm must be left between the two surfaces to ensure perfect, trouble-free installation. A smaller joint width can be used on walls, subject to a technical assessment carried out on-site. The joints must be filled to at least 2/3 of their depth with grout, taking care to remove all adhesive from the joint first.

### INSTALLATION OF RECTIFIED-EDGED TILES

For optimal results, ABK recommends allowing a joint of at least 1 or 2 mm when laying same-sized tiles and 2 mm for different-sized tiles laid using the modular systems described in the catalogues.

### INSTALLATION OF NON-RECTIFIED TILES

The high degree of vitrification of ABK tiles means dimensional tolerances are low. Therefore, when laying tiles with natural press-formed edges, at least a 3mm joint should be allowed between each tile.

### PRELIMINARY OPERATIONS

It is advisable to follow some recommendations before proceeding with the installation of the selected tiling material, which should be carried out in compliance with the technical requirements, style and intended application:

-Place some tiles (at least 3 m<sup>2</sup>) over the flooring surface to check the final effect, making sure you have the right tile size, shade, and quality class.

-In the case of products whose graphics tend to differ considerably from one tile to the next, it is advisable to take the tiles from different boxes and mix them. The graphic and colour variations of the tiles are an important feature which can be enhanced by a skilled tile layer. Overlooking such features, on the contrary, may lead to poor aesthetic results.

-Avoid marking the front of the tiles with pencils or markers. Be particularly careful with glossy, matt or lapped tiles, which should be kept covered during building work.

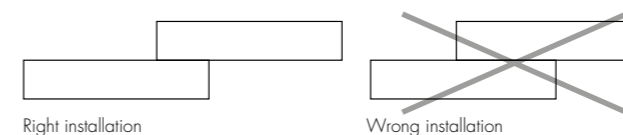
-Wait 48/72 hours before walking over the newly laid tiles.

Jointless tile installation, particularly in the case of large-size tiles, is strongly advised against by most adhesive manufacturers for the following reasons:

Any structural adjustments may not be absorbed due to the lack of compressible material.  
 Wide temperature ranges may cause expansion effects between the tile and screed.  
 Effective, durable grout joints may be difficult to achieve.

ABK strongly advises against jointless tile installation and cannot be held liable for any damage deriving therefrom.

When laying tiles in a staggered pattern, make sure there are no tiles positioned with the corner coinciding with the centre of the adjacent tiles.



# Index

## Projects

Stone	POETRY STONE ATLANTIS NATIVE ALPES ALPES RAW MONOLITH
Marble	SENSI ROMA SENSI 900 SENSI SIGNORIA SENSI GEMS SENSI UP
Concrete	BLEND GHOST LAB325 CROSSROAD CHALK
Metal	INTERNO 9 WIDE INTERNO 9
Wood	POETRY WOOD ECO CHIC NEST CROSSROAD WOOD DOLPHIN SOLERAS

## Traditional

	UNIKA RE-WORK FOSSIL SENSI CLASSIC DOWNTOWN DOCKS PETRAIA
	POETRY COLORS POETRY DECOR WIDE&STYLE MINI WIDE&STYLE MINI VOL.2 PLAY CROSSROAD BRICK DO UP CHROME

## Decor & Wall

Out.20 20 mm	POETRY STONE - SENSI ROMA - NATIVE ATLANTIS - BLEND - GHOST - LAB325 POETRY WOOD - ECO CHIC - DOLPHIN SOLERAS
-----------------	--

Out.30 30 mm	LAB325 TRENTO
-----------------	------------------

Hardkoll	COLLANTI E SIGILLANTI ADHESIVES AND SEALANTS
----------	---

Technical info	INFORMAZIONI TECNICHE
----------------	-----------------------

## CONSIGLI DI POSA E PULIZIA

### STUCCATURA

1) Qualora non si utilizzasse la boiacca composta da cemento e sabbia, si consiglia di utilizzare colori di stucco su tono (possibilmente non utilizzare su materiali di colore chiaro stucchi di colore scuro, tipo nero, blu, rosso) e di verificare la compatibilità dei riempitivi per fughe con il prodotto ceramico.
2) Riempire le fughe con gli stucchi solo quando il pavimento è calpestabile, togliendo preventivamente dalle fughe ogni tipo di residuo.
3) Eseguire la stuccatura a "regola d'arte", seguendo le indicazioni del progettista, del responsabile di cantiere e del capitolato di posa.
4) Stuccare piccole superfici per volta (4/5 mq) e asportare le quantità eccedenti con spugne o stracci umidi (di sola acqua pulita).
5) Stucchi cementizi non additivati: seguire attentamente le indicazioni dei fabbricanti, a fine giornata pulire i residui di posa con spugna appena bagnata.
6) Stucchi epossidici o additivati (con lattici, ecc.): seguire attentamente le indicazioni dei fabbricanti, perché il loro rapido indurimento può richiedere pulizie molto laboriose, specialmente se la superficie delle piastrelle è antiscivolo, ruvida o strutturata.

#### LAVAGGIO DOPO LA POSA

Il lavaggio dopo la posa è una fase di fondamentale importanza per tutti gli interventi successivi e per la manutenzione.

La pulizia di fine cantiere fatta con prodotti a base acida tamponati, quali ad esempio Deterdek di Fila o Cement Remover di Faber etc. va eseguita una sola volta e presenta l'ulteriore vantaggio di conferire uniformità cromatica alla superficie.

Con il lavaggio acido dopo la posa si eliminano i residui di posa e il normale sporco di cantiere come: malta, colla, pittura, sporco da cantiere di varia natura. E' bene sapere che oltre il 90% delle contestazioni in cantiere è dovuto ad un cattivo, o addirittura inesistente, lavaggio con detergente acido dopo posa. Per evitare che un prodotto a base acida usato per la prima pulizia vada ad intaccare il riempimento a base cementizia delle fughe, è necessario, prima dell'operazione di pulizia, bagnare il pavimento affinché le fughe vengano impregnate e pertanto protette dall'azione corrosiva dell'acido stesso.

E' opportuno:

- Togliere con appositi detergenti a base alcalina sostanze grasse o simili
- Procedere al lavaggio dopo la posa
- Risciacquare abbondantemente il pavimento, raccogliendo l'acqua residua.
- La pulizia si esegue dopo 4-5 giorni dalla stuccatura (lo stucco deve indurire) e non oltre i 10 giorni, oltre questi tempi la pulizia può diventare molto più laboriosa; attenersi scrupolosamente ai consigli riportati dal produttore di detergenti.

Fare sempre test preventivi (su una piastrella non posata), in particolare per prodotti lappati o levigati.

## INSTALLATION AND CLEANING ADVICE

### GROUTING

1)Should a grout made of cement and sand not be used, it is recommended to use shade-on-shade grouts (do not use dark grouts, such as black, blue or red, or bright materials) and to verify the compatibility of the grouts with the ceramic tile.
2)Fill the grout lines with the grout only when the floor has sufficiently set to be ready to tread on, removing any residue from the gout lines.
3)Carry out a state-of-the-art grouting following the layer and technician’s instructions and the technical specifications.
4)Grout small areas of the surface at a time (4m² to 5m²) and remove excess grout with a sponge or a wet cloth (with clean water).
5)Non-added cement grouts: follow the manufacturer’s instructions carefully and at the end of the working day clean the surface with a slightly damp sponge.
6)Epoxy grouts or added grouts (with latex, etc): follow the manufacturer’s instructions to the letter as rapid hardening can lead to difficult cleaning operations, especially in case of anti-slip, rough or textured tiles.

#### LAVAGGIO DOPO LA POSA

The cleaning after installation is of fundamental importance for all the subsequent steps and for a correct maintenance.

Post-installation cleaning using acid detergents with a padding action such as Fila Deterdek or Faber Cement Remover must be carried out only once and only if this would result in the added bonus of giving the surface a more uniform aspect.

Acid-cleaning will remove all residue associated with the installation and works in general, such as mortar, adhesive, paint and dirt. It is important to underline that 90% of complaints are due to a bad, or even inexistent cleaning after installation. In order to make sure that an acid detergent used for the cleaning does not compromise the filling of grout lines, it is necessary, before proceeding with cleaning, to wet the floors so that the grout lines are impregnated and protected from the corrosive action of the acid.

It is recommended to follow these steps:

First, remove any grease or similar substance from the floor using alkaline detergents

Proceed with the cleaning of the surface

Rinse the floors with an abundance of water

The cleaning must be carried out 4-5 days after grouting (the grout must season) and within a maximum of 10 days after grouting, as, beyond this period of time the cleaning can be difficult, carefully follow the manufacturer’s instructions for the use of detergents.

It is always recommended to carry out a test on a sample tile (not installed), in particular in case of honed or polished products.

## CONSIGLI DI POSA E PULIZIA

### PULIZIA E MANUTENZIONE

#### MANUTENZIONE ORDINARIA

Si consiglia l'utilizzo di un comune detergente neutro diluito in acqua calda. Evitare l'utilizzo di prodotti acidi, alcalini, ceranti e/o impregnanti.

Nella pulizia ordinaria occorre limitare al massimo l'uso di mezzi abrasivi (ad esempio: paglietta di metallo, spugnette di ferro o acciai). Questa precauzione diventa un obbligo nel caso di piastrelle con superficie lucida, più esposte ad effetti visibili di scalfitture, graffi...

In caso di sporchi più intensi o di superfici particolarmente strutturate, usare un detergente a base alcalina risciacquando al termine del lavaggio.

Nella pratica quotidiana occorre considerare che certi tipi di sporco (polvere, sabbia) aumentano l'effetto abrasivo del traffico pedonale. Cercare quindi di prevenire la presenza di questa tipologia di sporco dall'esterno, predisponendo l'utilizzo di zerbino o stuoino all'ingresso.

#### LAVAGGIO DOPO LA POSA

#### RIMOZIONE DI PATINE LUCIDE

Nei normali detergenti in commercio sono a volte contenute cere o additivi lucidanti che, lavaggio dopo lavaggio, depositano sul pavimento patine lucide, causa di noiose alonature. Patine di questo tipo possono essere depositate anche da alcuni stucchi per le fughe. Semplici alimenti come Coca Cola, vino, acqua, etc., cadendo sul pavimento tolgono questa patina lucida e ripristinano l'aspetto originale più opaco delle piastrelle. In mezzo al pavimento più lucido, le zone senza cera appaiono come aloni opachi, in realtà sono le uniche parti pulite del pavimento.

In questi casi, dopo aver fatto un test preventivo, bisogna:

- Togliere la patina lucida da tutto il pavimento con un tipo di detergente a base acida.
- Utilizzare per le pulizie quotidiane, detergenti neutri che non contengono né cere né patine lucidanti.

#### LAVAGGIO DOPO LA POSA

The cleaning after installation is of fundamental importance for all the subsequent steps and for a correct maintenance.
Post-installation cleaning using acid detergents with a padding action such as Fila Deterdek or Faber Cement Remover must be carried out only once and only if this would result in the added bonus of giving the surface a more uniform aspect.
Acid-cleaning will remove all residue associated with the installation and works in general, such as mortar, adhesive, paint and dirt. It is important to underline that 90% of complaints are due to a bad, or even inexistent cleaning after installation. In order to make sure that an acid detergent used for the cleaning does not compromise the filling of grout lines, it is necessary, before proceeding with cleaning, to wet the floors so that the grout lines are impregnated and protected from the corrosive action of the acid.
It is recommended to follow these steps:
First, remove any grease or similar substance from the floor using alkaline detergents
Proceed with the cleaning of the surface
Rinse the floors with an abundance of water

The cleaning must be carried out 4-5 days after grouting (the grout must season) and within a maximum of 10 days after grouting, as, beyond this period of time the cleaning can be difficult, carefully follow the manufacturer’s instructions for the use of detergents.

It is always recommended to carry out a test on a sample tile (not installed), in particular in case of honed or polished products.

**PAVIMENTI E RIVESTIMENTI METALLIZZATI**
Per la pulizia e manutenzione di piastrelle metallizzate si raccomanda di non usare assolutamente detergenti acidi o alcalini. Usare esclusivamente prodotti con PH neutro come ad esempio Fila Cleaner o Floor Cleaner di Faber. In ogni caso verificare sempre prima il prodotto su una porzione di materiale non posato ed evitare di lasciare il detergente sulle piastrelle per più di 10-15 min. Risciacquare sempre abbondantemente con acqua.

#### LAVAGGIO DOPO LA POSA

**TRATTAMENTO PRODOTTI LAPPATI E LEVIGATI**
Lappatura e Levigatura sono lavorazioni che prevedono sempre l’asportazione di una parte superficiale dello smalto o del corpo stesso della piastrella. In tutti i pavimenti ceramici disponibili sul mercato, tale lavorazione, pur in presenza di materiali vetrosi o a bassissimo assorbimento, può comportare l’apertura di microporosità superficiali che a contatto con particolari tipi di sporco, possono risultare di difficile pulizia o presentare aloni difficilmente rimovibili.

#### LAVAGGIO DOPO LA POSA

**RACCOMANDAZIONI**
Ricordiamo di non usare mai detergenti a base di acido fluoridrico (HP) o dei suoi composti, compresi antiruggine o smacchiatori di tipo spray che spesso lo contengono. Il danno che si potrà provocare sarà irreparabile in quanto non esiste pavimento sul mercato resistente a tale acido.

#### LAVAGGIO DOPO LA POSA

**AVVERTENZE**
Le caratteristiche di pulizia dei materiali variano in modo significativo in funzione delle diverse modalità di installazione, condizioni d’uso, tipologie di superfici e ambiente. In linea generale all’aumentare delle caratteristiche di antiscivolosità delle piastrelle, aumentano le difficoltà di pulizia. L’operatore professionale incaricato dell’intervento di manutenzione e pulizia, dovrà sempre procedere ad una preliminare verifica empirica, possibilmente su una porzione di materiale non posato, per ogni singolo tipo di intervento.
In caso di condizioni d’uso particolarmente gravose, di errata installazione o di pulizie effettuate in modo inadeguato Abk declina ogni responsabilità in merito all’efficacia delle operazioni di pulizia e manutenzione. Resta inteso che Abk non potrà essere ritenuta responsabile per eventuali danni o difetti dovuti ad errata installazione, negligente pulizia e manutenzione o inadeguata scelta della tipologia dei materiali installati e degli adesivi utilizzati con riguardo alla destinazione.

Le indicazioni contenute in questo paragrafo sono puramente indicative. Per notizie più approfondite rimandiamo a documentazione specializzata disponibile su cataloghi e siti web delle principali ditte produttrici di prodotti specifici per la pulizia dei pavimenti.

## INSTALLATION AND CLEANING ADVICE

### CLEANING AND MAINTENANCE

#### DAILY MAINTENANCE

It is recommended to clean the floor using a neutral detergent diluted in hot water. Avoid the use of acid, alkaline, waxing and/or impregnating products.

During ordinary cleaning procedures, it is recommended to limit the use of abrasive means such as scouring pads, iron and/or steel sponges. Taking this precaution is a must on glossy tiles, as they are more liable to scratching.

In case of intense dirt or textured surfaces, use an alkaline detergent, rinsing the floor with an abundance of water.

It is important to underline that certain types of dirt like dust or sand, increase the abrasive effect of foot traffic on the surface. The use of a door mat at the entrance can help prevent this.

#### LAVAGGIO DOPO LA POSA

#### REMOVAL OF FILMS ON THE FLOOR

The standard detergents available on the market sometimes contain waxes or polishing additives that, cleaning after cleaning, create a film on the floor and cause rims. This type of film can also develop when using certain types of grouts. Every-day stains on the floor, such as cola, wine, water, etc. remove this film and reveal the original, more opaque aspect of the tiled surface. On a glossy floor, these areas with no wax appear as rims but, in actual fact, they are the only clean areas of the floor itself.

In such cases, after having carried out a test, it is necessary to:

Remove the film from the floor using an acid detergent.

Use neutral detergents, which do not contain wax or polishing additives for everyday cleaning.

#### LAVAGGIO DOPO LA POSA

The cleaning after installation is of fundamental importance for all the subsequent steps and for a correct maintenance.

Post-installation cleaning using acid detergents with a padding action such as Fila Deterdek or Faber Cement Remover must be carried out only once and only if this would result in the added bonus of giving the surface a more uniform aspect.
Acid-cleaning will remove all residue associated with the installation and works in general, such as mortar, adhesive, paint and dirt. It is important to underline that 90% of complaints are due to a bad, or even inexistent cleaning after installation. In order to make sure that an acid detergent used for the cleaning does not compromise the filling of grout lines, it is necessary, before proceeding with cleaning, to wet the floors so that the grout lines are impregnated and protected from the corrosive action of the acid.
It is recommended to follow these steps:
First, remove any grease or similar substance from the floor using alkaline detergents
Proceed with the cleaning of the surface
Rinse the floors with an abundance of water

#### LAVAGGIO DOPO LA POSA

The cleaning must be carried out 4-5 days after grouting (the grout must season) and within a maximum of 10 days after grouting, as, beyond this period of time the cleaning can be difficult, carefully follow the manufacturer’s instructions for the use of detergents.

#### LAVAGGIO DOPO LA POSA

It is always recommended to carry out a test on a sample tile (not installed), in particular in case of honed or polished products.

#### LAVAGGIO DOPO LA POSA

**TREATMENT OF HONED AND POLISHED TILES**
Honing and polishing are manufacturing processes that always remove a superficial part of the glaze or of the body of the tile itself. All honed and/or polished ceramic tiles available on the market have a micro-porous structure that, even when using low absorption vitreous materials, are vulnerable to attack from certain types of dirt that can attack the micro-porous structure and make cleaning operations very difficult.

#### LAVAGGIO DOPO LA POSA

**RECOMMENDATIONS**
Never use hydrofluoric acid-based detergents or its derivatives, such as rust-preventing products or spray stain-removers that often contain hydrofluoric acid. The use of hydrofluoric acid will irreparably damage the surface, as no ceramic tile floor available on the market is resistant to this acid.

#### LAVAGGIO DOPO LA POSA

**WARNING**
The cleaning features of materials considerably vary depending on the installation pattern, the conditions of use and the type of surface. As a general rule, as the anti-slip value of ceramic tile increases, the cleaning operations become more difficult. The professional technician in charge of the cleaning and maintenance must always carry out a preliminary test on a sample tile that has not been installed before proceeding with any cleaning operation.
In case of special conditions of use, incorrect installation or inadequate cleaning, Ceramiche ABK will not be responsible for the effectiveness of cleaning and maintenance procedures. It is agreed that ABK will not be responsible for any damage or defects that are due to incorrect installation, cleaning and maintenance or due a wrong choice of materials and adhesives.
The above-stated instructions are merely indicative. For in-depth information, please consult the specific documents that are available on the catalogues and website of the manufacturers of detergents for ceramic floors.

# Index

## Projects

Stone	POETRY STONE ATLANTIS NATIVE ALPES ALPES RAW MONOLITH
-------	--

Marble	SENSI ROMA SENSI 900 SENSI SIGNORIA SENSI GEMS SENSI UP
--------	---

Concrete	BLEND GHOST LAB325 CROSSROAD CHALK
----------	---

Metal	INTERNO 9 WIDE INTERNO 9
-------	-----------------------------

Wood	POETRY WOOD ECO CHIC NEST CROSSROAD WOOD DOLPHIN SOLERAS
------	---

## Traditional

	UNIKA RE-WORK FOSSIL SENSI CLASSIC DOWNTOWN DOCKS PETRAIA
--	---

	POETRY COLORS POETRY DECOR WIDE&STYLE MINI WIDE&STYLE MINI VOL.2 PLAY CROSSROAD BRICK DO UP CHROME
--	---

#### LAVAGGIO DOPO LA POSA

**AVVERTENZE**
Le caratteristiche di pulizia dei materiali variano in modo significativo in funzione delle diverse modalità di installazione, condizioni d’uso, tipologie di superfici e ambiente. In linea generale all’aumentare delle caratteristiche di antiscivolosità delle piastrelle, aumentano le difficoltà di pulizia. L’operatore professionale incaricato dell’intervento di manutenzione e pulizia, dovrà sempre procedere ad una preliminare verifica empirica, possibilmente su una porzione di materiale non posato, per ogni singolo tipo di intervento.
In caso di condizioni d’uso particolarmente gravose, di errata installazione o di pulizie effettuate in modo inadeguato Abk declina ogni responsabilità in merito all’efficacia delle operazioni di pulizia e manutenzione. Resta inteso che Abk non potrà essere ritenuta responsabile per eventuali danni o difetti dovuti ad errata installazione, negligente pulizia e manutenzione o inadeguata scelta della tipologia dei materiali installati e degli adesivi utilizzati con riguardo alla destinazione.

Le indicazioni contenute in questo paragrafo sono puramente indicative. Per notizie più approfondite rimandiamo a documentazione specializzata disponibile su cataloghi e siti web delle principali ditte produttrici di prodotti specifici per la pulizia dei pavimenti.

Out.20 20 mm	LAB325 TRENTO
-----------------	------------------

Out.30 30 mm	LAB325 TRENTO
-----------------	------------------

Hardkoll	COLLANTI E SIGILLANTI ADHESIVES AND SEALANTS
----------	---

#### LAVAGGIO DOPO LA POSA

**AVVERTENZE**
Le caratteristiche di pulizia dei materiali variano in modo significativo in funzione delle diverse modalità di installazione, condizioni d’uso, tipologie di superfici e ambiente. In linea generale all’aumentare delle caratteristiche di antiscivolosità delle piastrelle, aumentano le difficoltà di pulizia. L’operatore professionale incaricato dell’intervento di manutenzione e pulizia, dovrà sempre procedere ad una preliminare verifica empirica, possibilmente su una porzione di materiale non posato, per ogni singolo tipo di intervento.
In caso di condizioni d’uso particolarmente gravose, di errata installazione o di pulizie effettuate in modo inadeguato Abk declina ogni responsabilità in merito all’efficacia delle operazioni di pulizia e manutenzione. Resta inteso che Abk non potrà essere ritenuta responsabile per eventuali danni o difetti dovuti ad errata installazione, negligente pulizia e manutenzione o inadeguata scelta della tipologia dei materiali installati e degli adesivi utilizzati con riguardo alla destinazione.

Le indicazioni contenute in questo paragrafo sono puramente indicative. Per notizie più approfondite rimandiamo a documentazione specializzata disponibile su cataloghi e siti web delle principali ditte produttrici di prodotti specifici per la pulizia dei pavimenti.

#### LAVAGGIO DOPO LA POSA

The cleaning after installation is of fundamental importance for all the subsequent steps and for a correct maintenance.
Post-installation cleaning using acid detergents with a padding action such as Fila Deterdek or Faber Cement Remover must be carried out only once and only if this would result in the added bonus of giving the surface a more uniform aspect.
Acid-cleaning will remove all residue associated with the installation and works in general, such as mortar, adhesive, paint and dirt. It is important to underline that 90% of complaints are due to a bad, or even inexistent cleaning after installation. In order to make sure that an acid detergent used for the cleaning does not compromise the filling of grout lines, it is necessary, before proceeding with cleaning, to wet the floors so that the grout lines are impregnated and protected from the corrosive action of the acid.
It is recommended to follow these steps:
First, remove any grease or similar substance from the floor using alkaline detergents
Proceed with the cleaning of the surface
Rinse the floors with an abundance of water

The cleaning must be carried out 4-5 days after grouting (the grout must season) and within a maximum of 10 days after grouting, as, beyond this period of time the cleaning can be difficult, carefully follow the manufacturer’s instructions for the use of detergents.

It is always recommended to carry out a test on a sample tile (not installed), in particular in case of honed or polished products.

#### LAVAGGIO DOPO LA POSA

**TRATTAMENTO PRODOTTI LAPPATI E LEVIGATI**
Lappatura e Levigatura sono lavorazioni che prevedono sempre l’asportazione di una parte superficiale dello smalto o del corpo stesso della piastrella. In tutti i pavimenti ceramici disponibili sul mercato, tale lavorazione, pur in presenza di materiali vetrosi o a bassissimo assorbimento, può comportare l’apertura di microporosità superficiali che a contatto con particolari tipi di sporco, possono risultare di difficile pulizia o presentare aloni difficilmente rimovibili.

#### LAVAGGIO DOPO LA POSA

**RACCOMANDAZIONI**
Ricordiamo di non usare mai detergenti a base di acido fluoridrico (HP) o dei suoi composti, compresi antiruggine o smacchiatori di tipo spray che spesso lo contengono. Il danno che si potrà provocare sarà irreparabile in quanto non esiste pavimento sul mercato resistente a tale acido.

#### LAVAGGIO DOPO LA POSA

**AVVERTENZE**
Le caratteristiche di pulizia dei materiali variano in modo significativo in funzione delle diverse modalità di installazione, condizioni d’uso, tipologie di superfici e ambiente. In linea generale all’aumentare delle caratteristiche di antiscivolosità delle piastrelle, aumentano le difficoltà di pulizia. L’operatore professionale incaricato dell’intervento di manutenzione e pulizia, dovrà sempre procedere ad una preliminare verifica empirica, possibilmente su una porzione di materiale non posato, per ogni singolo tipo di intervento.
In caso di condizioni d’uso particolarmente gravose, di errata installazione o di pulizie effettuate in modo inadeguato Abk declina ogni responsabilità in merito all’efficacia delle operazioni di pulizia e manutenzione. Resta inteso che Abk non potrà essere ritenuta responsabile per eventuali danni o difetti dovuti ad errata installazione, negligente pulizia e manutenzione o inadeguata scelta della tipologia dei materiali installati e degli adesivi utilizzati con riguardo alla destinazione.

Le indicazioni contenute in questo paragrafo sono puramente indicative. Per notizie più approfondite rimandiamo a documentazione specializzata disponibile su cataloghi e siti web delle principali ditte produttrici di prodotti specifici per la pulizia dei pavimenti.

## CONSIGLI DI POSA E PULIZIA

### AVVERTENZE DI POSA E PULIZIA DECORI

**IMPORTANTE: ATTENERSI SEMPRE ALLE INDICAZIONI CONTENUTE NELLE CONFEZIONI.**

#### MACCHIE INORGANICHE

**FASCIA ARDESIA BRONZO / ARDESIA GRIGIO 4x30 cm**

Componente pietra naturale: lamina di Ardesia naturale proveniente dall'India, ottenuta attraverso l'uso di tecniche molto particolari ed esclusive. Componente supporto: la pietra è supportata dalla magnesite in lastre che è un inerte, perfettamente stabile, ignifugo, inattaccabile da muffe e funghi e resistente a tutti gli acidi di uso domestico. Posa in opera e stuccatura: si possono usare le normali colle ceramiche da mosaico, utilizzando la tecnica della doppia spalmatura. Per la stuccatura usare esclusivamente stucchi epossidici, avendo cura di rimuovere l'eccedenza prima della completa essiccazione. La manutenzione e la pulizia vanno fatte utilizzando i normali prodotti per il marmo / pietre naturali reperibili sul mercato, evitando i prodotti abrasivi.

#### MACCHIE ORGANICHE

**FASCIA ESSENZE MIX 5x30 cm / LIST. WOOD 5x40 cm**

Componente legno: si tratta di tavole e travature in legno che vengono recuperate dalla demolizione di vecchi sottotetti, oppure da vecchie stalle, fienili, ricoveri attrezzi, ecc. E' materiale che proviene dalle zone prealpine del Trentino Alto Adige di età stimata non inferiore ad un centinaio di anni. Componente ceramica: ogni pezzo è stato lavorato manualmente sia come finitura del supporto che come smaltatura. Per queste ragioni ogni pezzo può variare di tono e/o di finitura.

Componente supporto: il legno è stato supportato con la magnesite in lastre. Un materiale inerte, perfettamente stabile, ignifugo, inattaccabile da muffe e funghi e resistente a tutti gli acidi di uso domestico. Posa in opera: si possono usare le normali colle ceramiche da mosaico, reperibili sul mercato. Si raccomanda la tecnica della doppia spalmatura come in uso per la posa dei mosaici.

Stuccatura: si consiglia di proteggere la componente legno con del nastro-carta in modo da preservare la struttura del legno scavata dal tempo e di rimuovere il nastro solo a stuccatura perfettamente essiccata. Usare esclusivamente stucchi epossidici. Manutenzione e pulizia: il legno è verniciato ad acqua e rifinito con cere naturali. Successivamente è trattato con una soluzione idrorepellente incolore. Per la pulizia e la manutenzione sono utilizzabili i normali prodotti per il legno reperibili sul mercato adatti alla finitura sopra descritta. Per la ceramica sono consigliati i normali prodotti in commercio, evitando quelli abrasivi.

#### MACCHIE SINTETICHE

**MATITE ALLUMINIO 0,5x120 cm**

Articolo in Alluminio puro certificato e decorato con resine acriliche applicate manualmente o con bagno galvanico. Lievi differenze di tono e/o finitura sono caratteristiche del prodotto realizzato a mano.

POSA: utilizzare colle poliuretatiche o epossidiche. Durante la posa è necessario limitare il più possibile il contatto tra la colla e la parte superficiale della matita. Eventualmente pulire prontamente con acqua e spugna morbida l'eccesso di colla che va sulla parte in vista. Prestare attenzione durante la fase di stuccatura e pulire subito con acqua e spugna morbida.

PULIZIA: si consiglia l'uso di un panno morbido con acqua e sapone neutro, alcool o detergenti neutri per la casa (non acidi o basici).

NOTA: non utilizzare in nessun caso (posa, stuccatura e pulizia) prodotti abrasivi, acidi o basici, acetone, solventi e diluenti. Non applicare sulla parte decorata Scotch, nastri adesivi o simili.

## INSTALLATION AND CLEANING ADVICE

### INFORMATION FOR INSTALLATION AND CLEANING

**IMPORTANT: FOLLOW ALWAYS THE INSTRUCTIONS CONTAINED IN THE PACKAGING.**

#### MACCHIE INORGANICHE

**FASCIA ARDESIA BRONZO / ARDESIA GRIGIO 4x30 cm**

Natural stone component: sheet of natural slate from India produced using exclusive techniques.

Substrate: slabs of magnesite, a perfectly stable material that is fireproof and resistant to mould and fungi as well as all household acids. Installation and grouting: use normal ceramic mosaic adhesives and employ the back-buttering technique. Use exclusively epoxy grouts, being sure to remove any excess before it has dried completely.

For maintenance and cleaning, use normal commercially-available products designed for marble/natural stone. Do not use abrasive products.

#### MACCHIE ORGANICHE

**FASCIA ESSENZE MIX 5x30 cm / LIST. WOOD 5x40 cm**

Wood component: wooden planks and beams recovered from demolished attics or from old stables, barns, tool sheds, etc. This material originates from the foothills of the Alps in Italy's Trentino Alto Adige region and is estimated to be at least a hundred years old. Ceramic component: each piece is hand finished and glazed and may consequently vary in terms of colour and/or finish.

Substrate: the wood is mounted on magnesite panels, a perfectly stable and fireproof material that is resistant to mould and fungi as well as all household acids.

Installation: use normal commercially-available ceramic mosaic adhesives. Use the back-buttering technique normally employed for installing mosaics.

Grouting: use paper tape to protect the wood component and preserve the wood's timeworn texture. Do not remove the tape until the grout has dried completely. Use only epoxy grouts.

Maintenance and cleaning: the wood is coated with water-based varnish and finished with natural wax. It is then treated with a colourless water-repellent solution. For cleaning and maintenance, use normal commercially-available wood products suited to the varnished and waxed finish. For the ceramic component, normal commercially-available products are recommended. Avoid using abrasive products.

#### MACCHIE SINTETICHE

**MATITE ALLUMINIO 0,5X120 cm**

Item made of certified pure aluminium and decorated by hand with acrylic resins or in galvanic bath. Slight differences in colour and/or finish are typical of handmade products.

INSTALLATION: use polyurethane or epoxy glues. During installation, where possible avoid all contact between the glue and the surface of the aluminium strip. If necessary, immediately clean off any excess glue from the visible surface using water and a soft sponge.

Take great care during grouting and clean immediately using water and a soft sponge.

CLEANING: we recommend using a soft cloth with water and neutral soap, alcohol or neutral household cleaners (do not use acidic or alkaline products).

NOTE: do not under any circumstances (installation, grouting or cleaning) use abrasive, acidic or alkaline products, acetone, solvents or thinners.

Do not apply adhesive tape or similar products to the decorated surface.

## CONSIGLI DI POSA E PULIZIA INSTALLATION AND CLEANING ADVICE

### PRODOTTI PER LA PULIZIA E LA MANUTENZIONE CLEANING AND MAINTENANCE PRODUCTS

TIPO DI MACCHIA TYPE OF STAIN		DETERGENTE CONSIGLIATO DETERGENT
MACCHIE INORGANICHE INORGANIC STAINS	CALCARE LIME	DETERDEK PRO (FILA) - CEMENT REMOVER (FABER)
	CEMENTO - SAINITRO CEMENT - SALTPETRE	DETERDEK PRO (FILA) - CEMENT REMOVER (FABER)
	DEPOSITI CALCAREI DEPOSITS OF LIME	VIAKAL
	RUGGINE RUST	DETERDEK PRO (FILA) - CEMENT REMOVER (FABER)
	SEGNI METALLICI METALLIC MARKS	DETERDEK PRO (FILA)
MACCHIE ORGANICHE ORGANIC STAINS	BIRRA BEER	PS/87 PRO (FILA) - WAX REMOVER (FABER)
	CAFFÈ COFFEE	PS/87 PRO (FILA) - SR/95 (FILA) - WAX REMOVER (FABER)
	COLA COCA COLA	PS/87 PRO (FILA) - SR/95 (FILA) - WAX REMOVER (FABER)
	MACCHIE VEGETALI VEGETABLE FAT	WAX REMOVER (FABER)
	OLIO E GRASSO OIL AND GREASE	PS/87 PRO (FILA) - WAX REMOVER (FABER)
	PNEUMATICI TIRES	PS/87 PRO (FILA) - POLISHING CREAM (FABER)
	TINTURA PER CAPELLI HAIR DYE	PS/87 PRO (FILA) - SR/95 (FILA) - COLOURED STAIN REMOVER(FABER)
	VINO WINE	PS/87 PRO (FILA) - SR/95 (FILA) - OXIDANT (FABER)
	VERNICE PAINT	PS/87 PRO (FILA) - NOPAINTSTAR (FILA)
MACCHIE SINTETICHE SYNTHETIC STAINS	BITUME BITUMEN	FILASOLV (FILA) - WAX REMOVER (FABER)
	CERA DI CANDELA CANDLE WAX	FILASOLV (FILA) - WAX REMOVER (FABER)
	INCHIOSTRO INK	PS/87 PRO (FILA) - SR/95 (FILA) - COLOURED STAIN REMOVER(FABER)
	PENNARELLO FELT-TIP PEN	PS/87 PRO (FILA) - SR/95 (FILA) - COLOURED STAIN REMOVER(FABER)
	RESIDUI DI SCOTCH REST OF STICKY TAPE	FILASOLV (FILA) - PS/87 PRO (FILA) - SOLVENT STRIPPER (FABER)
	SPORCO DELLE FUGHE TILE JOINT STAINS	FUGANET (FILA)
ALONATURE RESIDUE RESIDUAL MARKS	ALONATURE VENTOSE STAINS FROM SUCTION CUPS	PS/87 PRO (FILA)
	CERA PROTETTIVA PROTECTIVE WAX	PS/87 PRO (FILA)

#### MACCHIE INORGANICHE

**FASCIA ARDESIA BRONZO / ARDESIA GRIGIO 4x30 cm**

Attenzione: i prodotti a base acida possono corrodere marmo, granito, pietre naturali e metalli, pertanto evitarne l'uso nel caso di decori o inserti realizzati con questi materiali.

Important: Acid products may corrode marble, granite, natural stone and metal. Avoid using in the presence of decoration or inserts in these materials.

#### MACCHIE ORGANICHE

**FASCIA ESSENZE MIX 5x30 cm / LIST. WOOD 5x40 cm**

PER L'USO ATTENERSI SCRUPolosAMENTE ALLE INDICAZIONI RIPORTATE SULL'ETICHETTA. FOR THE CORRECT USE PLEASE FOLLOW THE INSTRUCTION MENTIONED ON THE LABEL.

# Index

## Projects

<b>Stone</b>	POETRY STONE ATLANTIS NATIVE ALPES ALPES RAW MONOLITH
--------------	--

<b>Marble</b>	SENSI ROMA SENSI 900 SENSI SIGNORIA SENSI GEMS SENSI UP
---------------	---

<b>Concrete</b>	BLEND GHOST LAB325 CROSSROAD CHALK
-----------------	---

<b>Metal</b>	INTERNO 9 WIDE INTERNO 9
--------------	-----------------------------

<b>Wood</b>	POETRY WOOD ECO CHIC NEST CROSSROAD WOOD DOLPHIN SOLERAS
-------------	---

<b>Traditional</b>	UNIKA RE-WORK FOSSIL SENSI CLASSIC DOWNTOWN DOCKS PETRAIA
--------------------	---

## Decor & Wall

<b>Decor</b>	POETRY COLORS POETRY DECOR WIDE&STYLE MINI WIDE&STYLE MINI VOL.2 PLAY CROSSROAD BRICK DO UP CHROME
--------------	---

<b>Wall</b>	POETRY STONE - SENSI ROMA - NATIVE ATLANTIS - BLEND - GHOST - LAB325 POETRY WOOD - ECO CHIC - DOLPHIN SOLERAS
-------------	--

<b>Out.20</b> 20 mm	LAB325 TRENTO
------------------------	------------------

<b>Out.30</b> 30 mm	LAB325 TRENTO
------------------------	------------------

### Hardkoll

<b>Hardkoll</b>	COLLANTI E SIGILLANTI ADHESIVES AND SEALANTS
-----------------	---

<b>Technical info</b>	INFORMAZIONI TECNICHE
-----------------------	-----------------------





## CARATTERISTICHE TECNICHE TECHNICAL CHARACTERISTICS

LE NORME ISO QUESTE NORME, ELABORATE DALL'ISO TC 189, SOSTITUISCONO IN ITALIA, E NEI PAESI CHE LE HANNO RICONOSCIUTE, QUELLE PRECEDENTEMENTE ESISTENTI (EN).

THE ISO STANDARDS THESE STANDARDS, DRAWN UP BY THE ISO TC189, REPLACE THE PREVIOUS (EN) STANDARDS IN ITALY AND IN THE OTHER COUNTRIES THEY ARE RECOGNIZED.

### GRES PORCELLANATO PORCELAIN TILES

PROPRIETÀ FISICO-CHIMICHE PHYSICAL-CHEMICAL PROPERTIES	NORMA NORM	VALORE PRESCRITTO DALLE NORME VALUE PRESCRIBED FROM THE NORMS	VALORE ABK ABK VALUE
LUNGHEZZA E LARGHEZZA DIMENSIONE MEDIA DI OGNI PIASTRELLA LENGTH AND WIDTH OF THE AVERAGE-SIZES TILE	UNI EN ISO 10545/2	± 0,6%	CONFORME ACCORDING TO
SPESSORE THICKNESS	UNI EN ISO 10545/2	± 5%	CONFORME ACCORDING TO
RETTILINEARITÀ SPIGOLI WARPAGES OF EDGES	UNI EN ISO 10545/2	± 0,5%	CONFORME ACCORDING TO
ORTOGONALITÀ WEDGING	UNI EN ISO 10545/2	± 0,6%	CONFORME ACCORDING TO
PLANARITÀ FLATNESS	UNI EN ISO 10545/2	± 0,5%	CONFORME ACCORDING TO
ASSORBIMENTO D'ACQUA WATER ABSORPTION	UNI EN ISO 10545/3	E ≤ 0,5%	CONFORME ACCORDING TO
RESISTENZA ALLA FLESSIONE BENDING STRENGTH	UNI EN ISO 10545/4	≥ 35 N/mm <sup>2</sup>	CONFORME ACCORDING TO
FORZA DI ROTTURA BREAKING STRENGTH	UNI EN ISO 10545/4	≥ 1300 N	CONFORME ACCORDING TO
RESISTENZA ALL'ABRASIONE PROFONDA DELLE PIASTRELLE NON SMALTATE RESISTANCE TO DEEP ABRASION OF UNGLAZED TILES	UNI EN ISO 10545/6	< 175 mm <sup>3</sup>	CONFORME ACCORDING TO
RESISTENZA ALL'ABRASIONE SUPERFICIALE PER PIASTRELLE SMALTATE ABRASION RESISTANCE FOR GLAZED TILES	UNI EN ISO 10545/7	DICHIARATO DALL'AZIENDA PRODUTTRICE DECLARED BY THE MANUFACTURING COMPANY	IN FUNZIONE DELLA DESTINAZIONE D'USO ACCORDING TO THE DESTINATION OF FINAL USE
RESISTENZA AGLI SBALZI TERMICI THERMAL SHOCK RESISTANCE	UNI EN ISO 10545/9	RICHIESTA REQUIRED	RESISTE RESISTS
RESISTENZA AL GELO FROST RESISTANCE	UNI EN ISO 10545/12	RICHIESTA REQUIRED	INGELIVO FROST PROOF
RESISTENZA ALL'ATTACCO CHIMICO CHEMICAL RESISTANCE	UNI EN ISO 10545/13	MIN UB  MIN GB	CONFORME ACCORDING TO  CONFORME ACCORDING TO
RESISTENZA ALLE MACCHIE RESISTANCE TO STAINING	UNI EN ISO 10545/14	UGL: VALORE DA DICHIARARE UGL: VALUE TO DECLARE  GL: CLASSE 3 MIN	-  CONFORME ACCORDING TO
RESISTENZA ALLO SCIVOLAMENTO SLIP RESISTANCE	B.C.R.A. C.A. B.C.R.A. G.B.  ASTM C 1028 [S.C.O.F.]  DIN 51130 DIN 51097 ANSI A 137.1-2012 [D.C.O.F.] AS/NZS 4586:2013 BS 7976 - 2:2002	$\mu$ 0,19 SCIIVOLOSITÀ PERICOLOSA - DANGEROUSLY SLIPPERY 0,20 < $\mu$ < 0,39 SCIIVOLOSITÀ ECCESSIVA - EXCESSIVELY SLIPPERY 0,40 < $\mu$ < 0,74 ATTRITO SODDISFACENTE - SATISFACTORY GRIP $\mu$ 0,75 ATTRITO ECCELLENTE - EXCELLENT GRIP  SLIP RESISTANT (> 0,60)  IN FUNZIONE DELL'AMBIENTE O DELLA ZONA DI LAVORO BASING ON THE ENVIRONMENT OR THE WORKING AREA  -  ≥ 0,42  SRV : 35 - 44  > 36	VEDI COLLEZIONE SEE COLLECTION  VEDI COLLEZIONE SEE COLLECTION  VEDI COLLEZIONE SEE COLLECTION  VEDI COLLEZIONE SEE COLLECTION  VEDI COLLEZIONE SEE COLLECTION  VEDI COLLEZIONE SEE COLLECTION  VEDI COLLEZIONE SEE COLLECTION  VEDI COLLEZIONE SEE COLLECTION

VARIAZIONE CROMATICA SHADE VARIATION	VEDI COLLEZIONE SEE COLLECTION	 aspetto uniforme uniform appearance V1	 lieve variazione slight variation V2	 moderata variazione moderate variation V3	 forte variazione substantial variation V4
---	-----------------------------------	--	--	---	---

## CARATTERISTICHE TECNICHE TECHNICAL CHARACTERISTICS

### OUT.20 GRES PORCELLANATO A MASSA COLORATA / FULL BODY COLORED PORCELAIN

### OUT.30 GRES PORCELLANATO / PORCELAIN TILES

PROPRIETÀ FISICO-CHIMICHE PHYSICAL-CHEMICAL PROPERTIES	NORMA NORM	VALORE PRESCRITTO DALLE NORME VALUE PRESCRIBED FROM THE NORMS	VALORE ABK OUT. 20 OUT.20 ABK VALUE	VALORE ABK OUT. 30 OUT.30 ABK VALUE
LUNGHEZZA E LARGHEZZA DIMENSIONE MEDIA DI OGNI PIASTRELLA LENGTH AND WIDTH OF THE AVERAGE-SIZES TILE	UNI EN ISO 10545/2	± 0,5%	CONFORME ACCORDING TO	CONFORME ACCORDING TO
SPESSORE THICKNESS	UNI EN ISO 10545/2	± 5%	CONFORME ACCORDING TO	CONFORME ACCORDING TO
RETTILINEARITÀ SPIGOLI WARPAGES OF EDGES	UNI EN ISO 10545/2	± 0,5%	CONFORME ACCORDING TO	CONFORME ACCORDING TO
ORTOGONALITÀ WEDGING	UNI EN ISO 10545/2	± 0,6%	CONFORME ACCORDING TO	CONFORME ACCORDING TO
PLANARITÀ FLATNESS	UNI EN ISO 10545/2	± 0,5%	CONFORME ACCORDING TO	CONFORME ACCORDING TO
ASSORBIMENTO D'ACQUA WATER ABSORPTION	UNI EN ISO 10545/3	E ≤ 0,5%	CONFORME ACCORDING TO	CONFORME ACCORDING TO
RESISTENZA ALLA FLESSIONE BENDING STRENGTH	UNI EN ISO 10545/4	≥ 35 N/mm <sup>2</sup>	≥ 50 N/mm <sup>2</sup>	≥ 55 N/mm <sup>2</sup>
FORZA DI ROTTURA BREAKING STRENGTH	UNI EN ISO 10545/4	≥ 1300 N	≥ 20000 N	≥ 25000 N
RESISTENZA ALL'ABRASIONE SUPERFICIALE PER PIASTRELLE SMALTATE ABRASION RESISTANCE FOR GLAZED TILES	UNI EN ISO 10545/7	IN FUNZIONE DELLA DESTINAZIONE D'USO ACCORDING TO THE DESTINATION OF FINAL USE	CONFORME ACCORDING TO	CONFORME ACCORDING TO
RESISTENZA AGLI SBALZI TERMICI THERMAL SHOCK RESISTANCE	UNI EN ISO 10545/9	RICHIESTA REQUIRED	RESISTE RESISTS	RESISTE RESISTS
RESISTENZA AL GELO FROST RESISTANCE	UNI EN ISO 10545/12	RICHIESTA REQUIRED	INGELIVO FROST PROOF	INGELIVO FROST PROOF
RESISTENZA ALL'ATTACCO CHIMICO CHEMICAL RESISTANCE	UNI EN ISO 10545/13	MIN GB	CONFORME ACCORDING TO	CONFORME ACCORDING TO
RESISTENZA ALLE MACCHIE RESISTANCE TO STAINING	UNI EN ISO 10545/14	GL ≥ MINIMO CLASSE 3	CONFORME ACCORDING TO	CONFORME ACCORDING TO
RESISTENZA ALLO SCIVOLAMENTO SLIP RESISTANCE	B.C.R.A. C.A. B.C.R.A. G.B.  ASTM C 1028 [S.C.O.F.]  DIN 51130 DIN 51097 ANSI A 137.1-2012 [D.C.O.F.]	$\mu$ 0,19 SCIIVOLOSITÀ PERICOLOSA - DANGEROUSLY SLIPPERY 0,20 < $\mu$ < 0,39 SCIIVOLOSITÀ ECCESSIVA - EXCESSIVELY SLIPPERY 0,40 < $\mu$ < 0,74 ATTRITO SODDISFACENTE - SATISFACTORY GRIP $\mu$ 0,75 ATTRITO ECCELLENTE - EXCELLENT GRIP  SLIP RESISTANT (> 0,60)  IN FUNZIONE DELL'AMBIENTE O DELLA ZONA DI LAVORO BASING ON THE ENVIRONMENT OR THE WORKING AREA  -  > 0,42	>0,40 >0,40  >0,60 DRY >0,60 WET  R11  A+B+C	>0,40 >0,40  >0,60 DRY >0,60 WET  R11  A+B+C

# Index

## Projects

Stone	POETRY STONE ATLANTIS NATIVE ALPES ALPES RAW MONOLITH
-------	--

Marble	SENSI ROMA SENSI 900 SENSI SIGNORIA SENSI GEMS SENSI UP
--------	---

Concrete	BLEND GHOST LAB325 CROSSROAD CHALK
----------	---

Metal	INTERNO 9 WIDE INTERNO 9
-------	-----------------------------

Wood	POETRY WOOD ECO CHIC NEST CROSSROAD WOOD DOLPHIN SOLERAS
------	---

Traditional	UNIKA RE-WORK FOSSIL SENSI CLASSIC DOWNTOWN DOCKS PETRAIA
-------------	---

Decor & Wall	POETRY COLORS POETRY DECOR WIDE&STYLE MINI WIDE&STYLE MINI VOL.2 PLAY CROSSROAD BRICK DO UP CHROME
--------------	---

Out.20 20 mm	POETRY STONE - SENSI ROMA - NATIVE ATLANTIS - BLEND - GHOST - LAB325 POETRY WOOD - ECO CHIC - DOLPHIN SOLERAS
-----------------	--

Out.30 30 mm	LAB325 TRENTO
-----------------	------------------

Hardkoll	COLLANTI E SIGILLANTI ADHESIVES AND SEALANTS
----------	---

Technical info	INFORMAZIONI TECNICHE
----------------	-----------------------



## CARATTERISTICHE TECNICHE TECHNICAL CHARACTERISTICS

### PASTA BIANCA DA RIVESTIMENTO WHITE BODY WALL TILES

CLASSIFICAZIONE SECONDO NORME UNI EN 14411 (ISO 13006) ALLEGATO L-Gruppo BIII  
CLASSIFICATION IN ACCORDANCE WITH UNI EN 14411 (ISO 13006) ANNEX L-Group BIII

PROPRIETÀ FISICO - CHIMICHE PHYSICAL - CHEMICAL PROPERTIES	NORMA NORM	VALORE PRESCRITTO DALLE NORME VALUE PRESCRIBED FROM THE NORMS	PASTA BIANCA DA RIVESTIMENTO WHITE BODY WALL TILES
LUNGHEZZA E LARGHEZZA DIMENSIONE MEDIA DI OGNI PIASTRELLA LENGTH AND WIDTH OF THE AVERAGE-SIZES TILE	UNI EN ISO 10545/2	l ≤ 12 cm: ± 0,5% l > 12 cm: ± 0,3%	CONFORME ACCORDING TO
SPESORE THICKNESS	UNI EN ISO 10545/2	± 10%	CONFORME ACCORDING TO
RETTILINEARITÀ SPIGOLI WARPAGES OF EDGES	UNI EN ISO 10545/2	± 0,3%	CONFORME ACCORDING TO
ORTOGONALITÀ WEDGING	UNI EN ISO 10545/2	± 0,5%	CONFORME ACCORDING TO
PLANARITÀ FLATNESS	UNI EN ISO 10545/2	+ 0,5% - 0,3%	CONFORME ACCORDING TO
ASSORBIMENTO D'ACQUA WATER ABSORPTION	UNI EN ISO 10545/3	> 10%	CONFORME ACCORDING TO
RESISTENZA ALLA FLESSIONE BENDING STRENGTH	UNI EN ISO 10545/4	per spessore ≥ 7,5 mm > 15 N/mm <sup>2</sup> per spessore < 7,5 mm > 12 N/mm <sup>2</sup>	CONFORME ACCORDING TO
FORZA DI ROTTURA BREAKING STRENGTH	UNI EN ISO 10545/4	-	-
RESISTENZA AGLI SBALZI TERMICI THERMAL SHOCK RESISTANCE	UNI EN ISO 10545/9	RICHIESTA REQUIRED	RESISTE RESISTS
RESISTENZA AL GELO FROST RESISTANCE	UNI EN ISO 10545/12	RICHIESTA REQUIRED	-
RESISTENZA ALLE MACCHIE RESISTANCE TO STAINING	UNI EN ISO 10545/14	CLASSE 3 MINIMO CLASS 3 MINIMUM	CLASSE 4 MIN CLASS 4 MIN
DILATAZIONE DELL'UMIDITÀ MOISTURE EXPANSION	UNI EN ISO 10545-10	-	-

## ECOSOSTENIBILITÀ E CERTIFICAZIONI / ECO-SUSTAINABILITY AND CERTIFICATIONS

### ECO-BODY

L'impegno concreto di Abk in termini di sostenibilità continua anche grazie agli esclusivi impasti ECO-BODY, contenenti un 40% minimo di materie prime di qualità recuperate da lavorazioni esterne ed interne, utilizzati per diverse collezioni contenute in questo catalogo. Il valore di questa percentuale è garantito da Bureau Veritas, che certifica l'impasto ECO-BODY. Tale caratteristica consente ai nostri prodotti di contribuire al calcolo dei crediti utili ai fini della certificazione LEED degli edifici. E' possibile scaricare l'elenco completo dei prodotti ECO-BODY nell'area download del sito ABK.

ABK's concrete commitment to sustainability continues thanks to the exclusive ECO-BODY mixes, containing a minimum of 40% of high quality raw materials, recovered from external and internal processing, used for several collections in this catalogue. The value of this percentage is guaranteed by Bureau Veritas, which certifies the ECO-BODY mixture. This feature allows our products to be included in the calculation of credits for the LEED building certification. You can download the complete list of ECOBODY products in the download area on the ABK website.

### Programma GPP / GPP Program

ABK aderisce al programma GPP (buone prassi fitosanitarie) per la spedizione di piastrelle in ceramica verso gli USA.

ABK adheres to GPP program (Good phytosanitary practices) in the shipment of ceramic tiles to the USA.

### Marcatura CE / CE Mark

Per i suoi prodotti, ABK ha provveduto ad assolvere agli obblighi derivanti dalla Marcatura CE.

For his products ABK has provided to fulfill the obligations deriving from the CE marking.

### Marcatura CCC / CCC Mark

ABK ha ottenuto la certificazione CCC per l'esportazione di piastrelle verso il mercato Cinese.

ABK obtained the CCC certification for the export of tiles to Chinese market.

### Marchio SQM / SQM Mark

ABK ha ottenuto la certificazione di qualità SQM. Per approfondimenti consultare il sito ABK.

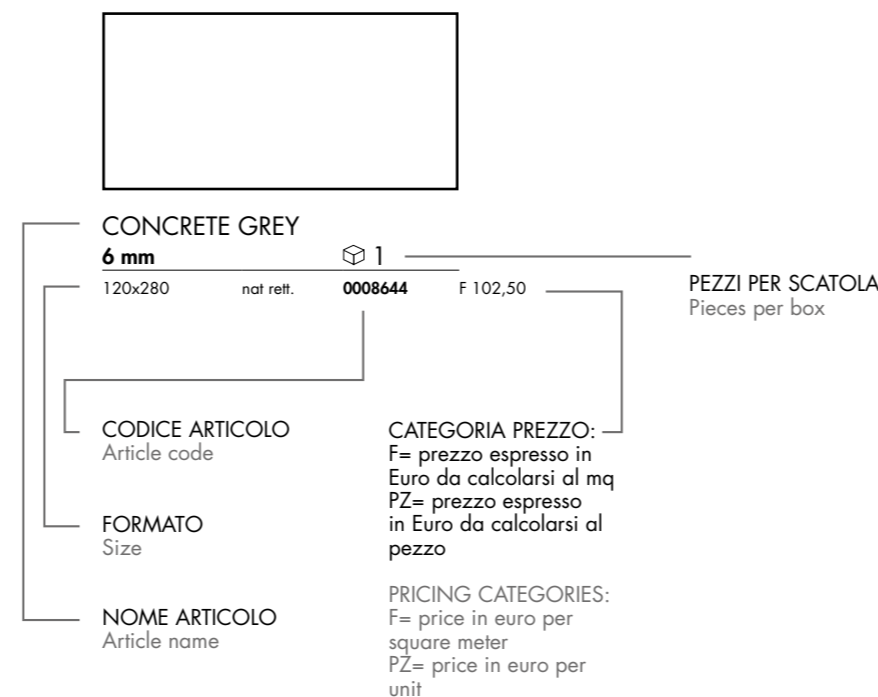
ABK obtained the SQM quality certification. For further information consult the ABK website.



放射性水平A类



## GUIDA ALLA CONSULTAZIONE CONSULTATION GUIDE



**VARIAZIONE CROMATICA**  
Colour shade variation | Variation de nuances  
Farbabweichung | Variación cromática  
ИЗМЕНЕНИЕ ЦВЕТА



#### V1 ASPETTO UNIFORME

V1 uniform appearance | V1 aspect uniforme  
V1 einheitliche Optik | V1 aspecto uniforme  
V1 однородный вид



#### V2 LIEVE VARIAZIONE

V2 minimal variation | V2 légère variation  
V2 leichte farbabweichung | V2 variación ligera  
V2 ЛЕГКОЕ ИЗМЕНЕНИЕ



#### V3 MODERATA VARIAZIONE

V3 moderate variation | V3 variation modérée  
V3 mässige farbabweichung | V3 variación moderada  
V3 УМЕРЕННОЕ ИЗМЕНЕНИЕ



#### V4 FORTE VARIAZIONE

V4 substantial variation | V4 effet dénuancé très accentué  
V4 starke farbabweichung | V4 variación evidente  
V4 СИЛЬНОЕ ИЗМЕНЕНИЕ

# Index

## Projects

Stone	POETRY STONE ATLANTIS NATIVE ALPES ALPES RAW MONOLITH
Marble	SENSI ROMA SENSI 900 SENSI SIGNORIA SENSI GEMS SENSI UP
Concrete	BLEND GHOST LAB325 CROSSROAD CHALK
Metal	INTERNO 9 WIDE INTERNO 9
Wood	POETRY WOOD ECO CHIC NEST CROSSROAD WOOD DOLPHIN SOLERAS
Traditional	UNIKA RE-WORK FOSSIL SENSI CLASSIC DOWNTOWN DOCKS PETRAIA

## Decor & Wall

POETRY COLORS POETRY DECOR WIDE&STYLE MINI WIDE&STYLE MINI VOL.2 PLAY CROSSROAD BRICK DO UP CHROME	POETRY STONE - SENSI ROMA - NATIVE ATLANTIS - BLEND - GHOST - LAB325 POETRY WOOD - ECO CHIC - DOLPHIN SOLERAS
---	--

### Out.20 20 mm

### Out.30 30 mm

## Hardkoll

## Technical info

LAB325  
TRENTO

COLLANTI E SIGILLANTI  
ADHESIVES AND SEALANTS

INFORMAZIONI TECNICHE

## CONDIZIONI GENERALI DI VENDITA

1) **APPROVAZIONE** Gli ordini pervenutici sono per noi impegnativi solo dopo la nostra conferma scritta.
2) **CONSEGNA** La consegna del materiale s’intende avvenuta a carico effettuato presso i nostri magazzini. Tutti i rischi di trasporto, compresi ammanchi, rotture, deterioramenti e manomissioni sono a carico del Committente anche se il prezzo pattuito è franco di porto, FOB o C&F. Gli accordi con spedizionieri s’intendono sempre conclusi in nome e per conto del Committente che fin d’ora ratifica ed accetta l’operato.
3) **TERMINI DI CONSEGNA** I termini di consegna hanno carattere indicativo, eventuali ritardi nelle consegne, interruzioni, sospensioni totali o parziali delle forniture non daranno diritto ad indennizzi o risarcimento danni.
4) **CONTESTAZIONI** La garanzia della merce è limitata al solo, ed esclusivamente, materiale di prima scelta, con una tolleranza del 5% circa. Le differenze di tonalità non potranno essere denunciate come vizio del materiale. Eventuali reclami in merito alla qualità, tipo del materiale, dovranno pervenirci entro 8 giorni dalla data di consegna. Il compratore s’impegna a tenere a disposizione le partite contestate così da consentire il controllo dei difetti denunciati, in ogni caso la posa in opera ci esonera da qualsiasi responsabilità. Eventuali vizi o difetti di qualità della merce, ove siano denunciati nei termini di legge ed accertati o riconosciuti, danno diritto solamente alla sostituzione dei materiali difettosi, a condizione della preventiva restituzione delle merci contestate, e, su autorizzazione scritta dell’operazione di resa, restando tassativamente esclusi la risoluzione del contratto e qualsiasi risarcimento danni.
5) **DIMENSIONI E TONALITA'** I nostri materiali sono da classificarsi fra i prodotti cotti ad alta temperatura e come tali possono presentare differenze tra le dimensioni dichiarate e quelle effettivamente consegnate. Così si dica per le differenze di tono all’interno della medesima partita. Quanto sopra perciò non potrà essere oggetto di reclamo da parte del committente.
6) **IMBALLO E QUANTITA'** Il buono stato degli imballi e della loro confezione nonché della quantità consegnata resta accertato con l’accettazione della merce da parte del vettore. Questi, firmando la Bolla di Accompagnamento, si rende responsabile del buono stato del materiale e del quantitativo. Il compratore nel caso si verifichino rotture ed ammanchi dovrà chiedere eventuali danni o risarcimenti al vettore.
7) **RESI** Per nessuna ragione l’acquirente potrà restituire il materiale senza nostra espresse preventiva autorizzazione scritta e tutte le spese sono a carico del Committente.
8) **ANNULLI** Non verranno accettati annullamenti di ordini se il materiale è già stato prodotto o se è già stata avviata la lavorazione e molto più se è già stata effettuata la spedizione. L’annullamento dell’ordine comporterà in ogni caso l’obbligo da parte del Committente di pagare l’intera fornitura. Nel caso che sia fattibile l’accettazione dell’annullamento il Cliente sarà tassativamente tenuto a rifondere tutte le spese sostenute dal produttore fino a quel momento.
9) **PREZZI** I prezzi riportati sui nostri listini non sono per noi impegnativi. Ci riserviamo il diritto di modificarli prima dell’accettazione dell’ordine.
10) **PAGAMENTI** I pagamenti devono essere effettuati solo presso la nostra sede. Il ritardo di 10 giorni di ogni pagamento dovuto, o la mancata copertura nel termine stesso di un titolo di credito, girato o ceduto o emesso dal committente, costituisce grado di insolvenza. In tal caso sarà nostra facoltà sospendere le forniture ed annullare ogni rapporto in corso; immediatamente esigere l’integrale pagamento di ogni rapporto in corso; esigere l’integrale pagamento di ogni nostro credito ed agire giudizialmente al riguardo, in via esecutiva o cautelare nonché per il risarcimento danni; in ogni caso, trascorsi 10 giorni da ogni pagamento dovuto, siamo autorizzati a emettere tratta a vista con spese senza preavviso. Inoltre decorreranno sul debito scaduto gli interessi moratori annui calcolati nella misura del tasso “prime rate” corrente maggiorata di 5 punti percentuali.
11) **UNITÀ MINIMA DI VENDITA** Non si effettuano vendite inferiori alla scatola.
12) **RISERVATO DOMINIO** Il materiale anche se spedito e regolarmente fatturato resta di nostra proprietà fino al pagamento totale della fornitura medesima anche in caso di passaggio o vendita terzi.
13) **FORO COMPETENTE** Per qualsiasi controversia sarà esclusivamente competente il foro di Modena.

## GENERAL SALES TERMS AND CONDITIONS

1) **APPROVAL** All orders that we receive are considered to be binding only after our written confirmation has been issued.
2) **DELIVERY** The materials are intended as delivered upon loading at our warehouses. All transport risks, including missing pieces, breakage, deterioration and tampering are the sole responsibility of the Client, even if the price agreed upon is carriage free, FOB, or C&F. Agreements with forwarding agents are intended as concluded in the name of and on behalf of the Client, who hereby confirms and accepts their terms and conditions.
3) **TERMS OF DELIVERY** The terms of delivery are indicative, eventual delays in the delivery, interruptions, or total or partial suspensions of the supply do not allow any right to indemnification or compensation for damages.
4) **DISPUTES** The guarantee of the goods is limited only and exclusively to first rate materials, with a tolerance of approximately 5%. The difference in shades of colour cannot be declared as a material defect. Eventual complaints regarding the quality or the type of material must be submitted within 8 days from the date of delivery. The purchaser agrees to make available the disputed lots in order that the declared defects may be controlled. In any case, the installation exonerates the manufacturer from any liability. Eventual manufacturing defects or quality defects in the goods, where declared according to law and ascertained or recognized, give right only to the replacement of the defective materials, provided that the goods have been returned previously and the written authorization of the return operation has been issued, the resolution of the contract as well as any compensation for damages is peremptorily waived and excluded.
5) **DIMENSIONS AND TONALITY** Our materials are classified as products fired at high temperatures and as such may present discrepancies between the dimensions declared and those actually delivered. The same applies for differences in colours within the same production lot. Therefore, the client may not present a dispute regarding abovementioned product characteristic.
6) **PACKAGING AND QUANTITY** The good condition of the packaging and cartons as well as the quantity delivered are verified upon acceptance of the goods by the forwarding agent. The forwarding agent declares himself responsible for the condition and quality of the goods upon signing the packing list. In case of missing pieces of breakage, the purchaser must ask for eventual damages or compensation from the forwarding agent.
7) **RETURNS** For no reason will purchaser be able to return the material without our express prior written authorization and all the costs of the return will be assumed by the Client.
8) **CANCELLATIONS** Order cancellations will not accepted if the material has already been produced or if the production has already begun, and more so if the materials have already been shipped. In any case, the Client is obliged to pay the entire sum of the supply if the order is cancelled. If the acceptance of the cancellation is feasible, the Client will be peremptorily obliged to reimburse all the expenses sustained by the producer up to that moment.
9) **PRICES** The prices on our price list are not binding. We reserve the right to modify prices before accepting an order.
10) **PAYMENT** Payments must be made only in our main office. Delays of more than 10 days for each payment due or insufficient funds during the same term of a check, whether endorsed or transferred, or issued by the customer, constitutes bad debt. In this case, we reserve the right to suspend supply and annual all ongoing relations, immediately require total payment of all ongoing relations; require total payment of each credit and to make legal recourse, whether executive or precautionary, as well as request compensation for damages. In any case, after 10 days any payment due, we are authorized to issue an on-sight draft with expenses without notice. Furthermore, annual penalty interest will accumulate on the expired debt to be calculated according to the current “Prime rate” plus five (%) percentage points.
11) **MINIMUM PACKAGING REQUIREMENTS** Sales of less than one box will not be allowed.
12) **SELLER’S LIEN** The material, even is shipped and regularly invoiced, remains our property until payment in full of the invoice itself, even in case of passage or sale to third parties.
13) **PLACE OF JURISDICTION** For any eventual dispute, the only place of jurisdiction will be the Modena Tribunal.

### SERVIZI DI LOGISTICA

**ANNULLAMENTO ORDINI:** per l’annullamento autorizzato di ordini di materiali già consegnati al nostro deposito e per resi autorizzati, verrà addebitato il 15% del valore imponibile, con fisso minimo di 50 €, per contributo spese di trasporto e rimozione.

**ORDINI DI PICCOLE QUANTITA’:** per ordini di fondi, gradini o battiscopa inferiori ai 5 colli complessivi verrà richiesto un contributo di spese di packaging e movimentazione pari a 20 €.

**SPALLETTIZZATO:** per ordini di metratura inferiore al pallet completo, verrà applicata una maggiorazione pari a 1,80 €/m2 fino al formato 120x120 incluso e 3,00 €/m2 per i formati 120x280, 160x320 e tutta la serie Out.20.

**CONSEGNE URGENTI:** per preparazione di ordini entro le 24 ore, con un limite massimo di 2 articoli totali, verrà addebitata una maggiorazione di 30 € netta fissa.

### IMBALLAGGI

**ADDEBITO:** Gli imballaggi speciali saranno addebitati al costo visibile nella tabella riepilogativa.

**RESO:** gli imballi dei formati 160x320 e 120x280 potranno essere resi e riaccreditati a condizione che vengano restituiti in buono stato. Nulla potrà essere riconosciuto per imballi non più riutilizzabili o di formati di dimensioni inferiori.

## CONDITIONS GÉNÉRALES DE VENTE

1) **ACCEPTATION** Les commandes parvenues ne seront valables de manière définitive qu’après confirmation écrite de notre part.
2) **LIVRAISON** La livraison du matériel est à considérer effectuée au moment du chargement dans nos entrepôts. Tous les risques de transport, tels que les manques, les casses, détériorations ou endommagements sont à la charge de l’Acheteur, même lorsque le prix convenu est franco , FOB ou C&F. Les accords conclus avec les transporteurs sont à considérer toujours au nom et pour compte de l’Acheteur, qui confirme et accepte le conditions au préalable.
3) **DÉLAIS DE LIVRAISON** Les délais de livraison ont un caractère indicatif; les éventuels retards de livraisons, interruptions, suspensions totales ou partielles des fournitures ne donneront droit à aucun dédommagement ou remboursement et intérêts.
4) **RECLAMATIONS** La garantie de la merchandise se limite seulement et exclusivement au matériel de premier choix, avec une marge de tolérance de 5% environ. Les différences de nuances ne pourront être dénoncées comme vice du matériel. Les éventuelles réclamations relatives à la qualité, au type de matériel, devront nous parvenir dans les 8 jours à partir du jour de livraison. L’Acheteur s’engage à mettre à disposition les parties contestées de manière à permettre le contrôle des défauts déclarés, sachant que la pose nous libère quoiqu’il en soit de toute responsabilité. Les éventuels vices ou défauts de qualité de la marchandise, si déclarés en vertu des termes de loi et confirmés ou reconnus, ne donnent droit qu’à la substitution des matériaux défectueux, à condition que les marchandises contestées ne soient rendues préalablement et, sur autorisation écrite de l’opération de restitution, en renonçant et en excluant ainsi de manière formelle la résolution du contrat tout comme les éventuels dommages et intérêts.
5) **DIMENSIONS ET NUANCES** Nos matériels se classent parmi les produits cuits à haute températures et peuvent présenter en tant que tels des différences entre les dimensions déclarées et celles effectivement livrées. C’est ainsi que sont considérées les différences de nuances à l’intérieur d’un même lot. C’est pourquoi, en vertu des conditions présentées précédemment, ceci ne pourra faire l’objet d’aucune réclamation de la part de l’Acheteur.
6) **EMBALLAGE ET QUANTITES** Le bon état des emballages, ainsi que de la quantité livrée est confirmé après acceptation de la marchandise de la part du transporteur. Ce dernier, en signant le Bon de Livraison, se tient responsable du bon état du matériel et de la quantité. En cas de casses ou manques, l’acheteur devra demander des éventuels dommages et intérêts ou dédommagements au transporteur.
7) **RESTITUTIONS** En aucun cas l’Acheteur ne pourra rendre la matériel sans préalablement recevoir une autorisation écrite de notre part et tous les frais sont à la charge de l’Acheteur.
8) **ANNULATIONS** Aucune annulation de commandes ne sera acceptée si le matériel a déjà été produit ou si la phase de production a déjà été commencé, ni même si la livraison a déjà été effectuée. L’annulation de la commande comportera dans tous les cas l’obligation de la part de l’Acheteur de payer la totalité de la marchandise. Au cas ou l’acceptation de l’annulation est faisable, le Client sera formellement tenu à recouvrir tous les frais engagés par le producteur jusqu’alors.
9) **PRIX** Les prix reportés sur nos catalogues ne sont pas définitifs. Nous nous réservons le droit de les modifier avant l’acceptation de la commande.
10) **PAIEMENTS** Les paiements ne doivent être effectués qu’après de notre siège. Le retard de plus de 10 jours de tout paiement dû ou la non couverture dans le même délai d’un litre de crédit, transféré ou cédé, ou bien émis par l’Acheteur, constitue un niveau d’insolvabilité. Dans ce cas, il est en notre pouvoir de suspendre les livraisons et annuler tout rapport en cours; d’exiger le paiement intégral et immédiat de nos crédits; d’exiger le paiement intégral de tout en notre faveur et d’agir judiciairement à cet égard, de manière exécutive ou préventive ainsi que pour les dommages et intérêts. Dans tous les cas, aussitôt qu’un paiement du dépasse le délai des 10 jours, nous sommes autorisés à émettre une traite à vue avec frais sans préavis. En outre, les intérêts moratoires annuels calculés en fonction du taux “premiers versements” couvrant majoré à 5 points pourcents, prendrant effet sur le débit dépassé.
11) **MINIMUM UNITE DE VENTE** Aucune vente inférieure à la boîte ne peut être effectuée.
12) **DOMAINE RÉSERVÉ** Le matériel, même si livré et régulièrement facturé reste notre propriété jusqu’au paiement total de ladite marchandise, même en cas de passage ou vente à un tiers.
13) **TRIBUNAL COMPÉTENT** Le Tribunal de Modena sera compétent de manière exclusive en cas de litige.

## ALLGEMEINE VERKAUFSBEDINGUNGEN

1) **BESTÄTIGUNG** Eingegangene Bestellungen sind für uns nur verbindlich, wenn sie schriftlich durch uns bestätigt wurden.
2) **LIEFERUNG** Die Lieferung des Materials ist für uns mit dessen Beladung bei unserem Lager abgeschlossen. Alle durch den Transport bedingten Risiken, einschließlich Fehlmengen, Bruch, Beschädigung und sonstige Beeinträchtigungen gehen zu Lasten des Auftraggebers, auch wenn der vereinbarte Preis frachtfrei, FOB oder C&F ist. Die Vereinbarungen mit den Speditiionsunternehmen werden im Namen und auf Rechnung des Auftraggebers getroffen, der die Entlastung bestätigt und erteilt.
3) **LIEFERFRISTEN** Die Lieferfristen sind ungefähre Angaben; im Falle einer Verzögerung, Unterbrechung bzw. teilweiser oder kompletler Aussetzung der Lieferungen besteht kein Recht auf Entschädigung oder Schadenersatz.
4) **BEANSTANDUNGEN** Die Garantie auf die Ware bezieht sich ausschließlich auf Material erster Wahl, bei einer Toleranz von ca. 5%. Unterschiede bei Farbönen können nicht als Materialfehler geltend gemacht werden. Eventuelle Beanstandungen in Bezug auf die Qualität und Materialart müssen innerhalb von 8 Tagen ab dem Lieferdatum bei uns eingehen. Der Käufer verpflichtet sich, die beanstandeten Warenpartien für die Überprüfung der angezeigten Mängel zur Verfügung zu halten. Die Verlegung des Materials befreit uns in jedem Fall von jeglicher Haftung. Eventuelle Fehler oder Qualitätsmängel der Ware, sofern diese innerhalb der gesetzlich vorgeschriebenen Fristen gemeldet, überprüft und anerkannt wurden, beinhalten lediglich das Recht auf einen Umtausch der fehlerhaften Materialien, unter der Bedingung, dass die beanstandete Ware vorher, nach schriftlicher Genehmigung der Warenrückgabe, zurückgeschickt wurde und unter Verzicht und Ausschluss des Anspruchs auf eine Vertragsauflösung oder jegliche Art von Schadenersatz.
5) **ABMESSUNGEN UND FARBTÖNE** Unsere Materialien sind als Produkte klassifiziert, die bei hohen Temperaturen gebrant werden, weshalb es sein kann, dass die tatsächlichen Abmessungen von den genannten Abmessungen abweichen. Das gleiche gilt für Farbunterschiede innerhalb desselben Warenpostens. Diese Umstände geben dem Auftraggeber kein Recht zu Beanstandungen.
6) **VERPACKUNG UND MENGE** Mit Annahme der Ware durch das Beförderungsunternehmen gelten der gute Zustand der Verpackungen sowie die übergebene Warenmenge als bestätigt. Das Transportunternehmen übernimmt mit Unterzeichnung des Versandscheins die Verantwortung für den guten Zustand und die Menge des Materials. Der Käufer muss sich im Fall von Brüchen oder Fehlware für eventuelle Schäden oder Entschädigungen an das Beförderungsunternehmen wenden.
7) **WARENRÜCKGABE** Der Käufer kann die Ware in keinem Fall ohne unsere ausdrückliche schriftliche Genehmigung zurückgeben; alle entstehenden Kosten werden vom Auftraggeber übernommen.
8) **STORNIERUNGEN** Auftragsstornierungen werden nicht akzeptiert, wenn das Material bereits hergestellt wurde, die Produktion angelaufen ist oder die Ware gar bereits verschickt wurde. Bei der Stornierung einer Bestellung ist der Auftraggeber in jedem Fall verpflichtet, die gesamte Lieferung zu bezahlen. Falls die Stornierung akzeptiert wird, ist der Kunde verpflichtet, alle Kosten zu übernehmen, die dem Hersteller bis zu diesem Zeitpunkt entstanden sind.
9) **PREISE** - Die in unserer Preisliste angegebenen Preise sind für uns nicht verbindlich. Wir behalten uns das Recht vor, diese vor de Bestellungenannahme zu ändern.
10) **ZAHLUNG** - Die Zahlungen können nur direkt an uns erfolgen. Eine Verspätung von mehr als 10 tagen jeder geschuldeten Zahlung bzw. die fehlende Deckung eines griernten, abgetretenen oder vom Auftraggeber ausgestellten Kreditpapiers innerhalb desselben Zeitraums wird als Zahlunsfähigkeit gewertet. In diesem Fall haben wir das Recht, die Lieferungen auszusetzen und jedes bestehende Geschäftsverhältnis abzubrechen; unverzüglich die vollständige Zahlung aller unserer Forderungen im Rahmen eines Vollstreckungs- oder Sicherstellungsverfahrens rechtlich zu beanspruchen, ebenso wie eine Entschädigung; in jedem fall sind wir 10 Tage nach Ablauf der Zahlungsfrist berechtigt, ohne Vorankündigung eine Sichttratte zuzüglich der entsprechenden Kosten auszustellen. Außerdem werden auf den geschuldeten Betrag die jährlichen Verzugszinsen in Höhe des laufenden, um fünf Prozentpunkte erhöhten Privatskonnatzes berechnet.
11) **VERPACKUNGSGRÖSSE** Es werden keine Mengen unterhalb der Größe eines Kartons verkauft.
12) **EIGENTUMSVORBEHALT** Das Material bleibt auch bei regulärem Transport und normaler Rechnungsstellung bis zur vollständigen Bezahlung der Lieferung in unserem Eigentum, auch im Falle der Weitergabe oder des Verkaufs an Dritte.
13) **GERICHTSSTAND** Gerichtsstand in Streitfällen ist ausschließlich das Gericht Modena.

### SERVICES DE LOGISTIQUE

**ANNULATION DES COMMANDES:** pour l’annulation autorisée de commandes de matériaux déjà livrés à notre entrepôt, et pour les retours autorisés, 15 % de la valeur imposable seront facturés, avec une contribution minimale fixe de 50 € pour les frais de transport et de resélection.

**COMMANDES DE PETITES QUANTITÉS:** pour les commandes de fonds, marches ou plinthes inférieures à 5 colis au total, une contribution aux frais d’emballage et de manutention de 20 € sera exigée.

**PRODUIT DÉPALETTISÉ:** un supplément de 1,80 €/m² jusqu’au format 120x120 inclus et de 3,00 €/m² pour les formats 120x280, 160x320 et pour toute la série Out.20 sera appliqué aux commandes inférieures à la palette complète.

**LIVRAISONS URGENTES:** pour la préparation des commandes dans les 24 heures, avec une limite maximale de 2 articles au total, un supplément fixe net de 30 € sera facturé.

## EMBALLAGES

**FACTURATION:** les emballages spéciaux seront facturés au tarif indiqué dans le tableau récapitulatif.

**RETOUR:** les emballages des formats 160x320 et 120x280 pourront être retournés et crédités à nouveau à condition qu’ils soient en bon état. Aucun remboursement ne sera accordé pour les emballages de plus petite taille ou pour ceux qui ne sont plus réutilisables.

## LOGISTIK-DIENSTLEISTUNGEN

**STORNIERUNG VON BESTELLUNGEN:** Für die genehmigte Stornierung von Bestellungen von Waren, die bereits an unser Lager geliefert wurden, und für genehmigte Rücksendungen werden 15 % des steuerpflichtigen Wertes mit einem festen Mindestbetrag von 50 € als Unkostenbeitrag für Transport und Neuauswahl berechnet.

**BESTELLUNG KLEINER MENGEN:** Bei Bestellungen von Grundfliesen, Stufen oder Sockelleisten unter 5 Packstücken wird ein Unkostenbeitrag für Verpackung und Beförderung von 20 € erhoben.

**ENTPALLETIERT:** Bei Bestellmengen von weniger als einer ganzen Palette wird ein Zuschlag von 1,80 €/m2 bis einschließlich Format 120x120 und 3,00 €/m2 für die Formate 120x280, 160x320 und die ganze Serie Out.20 berechnet.

**EILLIEFERUNGEN:** Für die Bearbeitung von Bestellungen innerhalb von 24 Stunden und maximal 2 Artikel wird ein pauschaler Aufschlag von 30 € netto berechnet.

### VERPACKUNGEN

**VERPACKUNGSGEBÜHR:** Die Kosten für Sonderverpackungen werden gemäß der zusammenfassenden Tabelle berechnet.

**RÜCKGABE VON VERPACKUNGEN:** Eine Rückgabe und Gutschrift von Verpackungen der Formate 160x320 und 120x280 ist möglich, sofern sie in einem guten Zustand sind. Für Verpackungen, die nicht wiederverwendbar oder auf kleinere Formate rückführbar sind, wird nichts anerkannt.

# Index

## Projects

<b>Stone</b>	POETRY STONE <p>ATLANTIS</p> <p>NATIVE</p> <p>ALPES</p> <p>ALPES RAW</p> <p>MONOLITH</p>
<b>Marble</b>	SENSI ROMA <p>SENSI 900</p> <p>SENSI SIGNORIA</p> <p>SENSI GEMS</p> <p>SENSI UP</p>
<b>Concrete</b>	BLEND <p>GHOST</p> <p>LAB325</p> <p>CROSSROAD CHALK</p>
<b>Metal</b>	INTERNO 9 <p>WIDE</p> <p>INTERNO 9</p>
<b>Wood</b>	POETRY WOOD <p>ECO CHIC</p> <p>NEST</p> <p>CROSSROAD WOOD</p> <p>DOLPHIN</p> <p>SOLERAS</p>

UNIKA <p>RE-WORK</p> <p>FOSSIL</p> <p>SENSI CLASSIC</p> <p>DOWNTOWN</p> <p>DOCKS</p> <p>PETRAIA</p>
---

POETRY COLORS <p>POETRY DECOR</p> <p>WIDE&amp;STYLE MINI</p> <p>WIDE&amp;STYLE MINI VOL.2</p> <p>PLAY</p> <p>CROSSROAD BRICK</p> <p>DO UP</p> <p>CHROME</p>
---

POETRY STONE - SENSI ROMA - NATIVE <p>ATLANTIS - BLEND - GHOST - LAB325</p> <p>POETRY WOOD - ECO CHIC - DOLPHIN</p> <p>SOLERAS</p>
--

LAB325 <p>TRENTO</p>
----------------------

COLLANTI E SIGILLANTI <p>ADHESIVES AND SEALANTS</p>
---

INFORMAZIONI TECNICHE
-----------------------

## ОБЩИЕ УСЛОВИЯ ПРОДАЖИ

- ПОДТВЕРЖДЕНИЕ** - Поступившие к нам заказы действительны только после нашего письменного подтверждения.
- ПОСТАВКА** - Поставка материала считается выполненной в момент окончания погрузки на наших складах. Заказчик несет все риски, связанные с транспортировкой, включая недостачу, поломку, порчу и нарушение целостности упаковки, также если на продукцию установлена цена франко-порт, FOB или C&F. Соглашения с экспедиторами всегда заключаются от имени и за счет Заказчика, который с момента заключения соглашения утверждает и принимает проделанную работу.
- СРОКИ ПОСТАВКИ** - Сроки поставки имеют ориентировочный характер, возможная задержка поставки, ее приостановка, частичное или полное прекращение не дают права на возмещение убытков или компенсацию за ущерб.
- ПРЕДЪЯВЛЕНИЕ ПРЕТЕНЗИЙ** - Гарантия на товар распространяется только и исключительно на первосортный материал с допусκαемым отклонением приблизительно на 5%. Различия в оттенках не будут считаться дефектом материала. Возможные претензии в отношении качества, типа материала должны быть предъявлены в течение 8 дней с даты поставки. Покупатель обязуется предоставить признанные им дефектными партии товара для проверки обоснованности претензии; в любом случае, после укладки материала мы не несем никакой ответственности. Возможные выявленные или подтвержденные недостатки или дефекты качества товара, при условии, что покупатель заявил о них в течение установленных законом сроков, дают покупателю право только на замену дефектного материала, которая осуществляется после возврата дефектного товара и на основании акта о возврате товара, составленного в письменной форме, при этом категорически исключается отказ от договора или его расторжение, а также какое-либо возмещение убытков.
- РАЗМЕРЫ И ОТТЕНКИ** - Наши материалы относятся к продуктам, которые подвергаются обжигу при высокой температуре, поэтому заявленные и реальные размеры поставленных изделий могут отличаться. Это касается и различий в оттенках изделия из одной и той же партии. В связи с этим размеры и оттенки не могут быть предметом рекламации со стороны заказчика.
- УПАКОВКА И КОЛИЧЕСТВО** - Перевозчик должен проконтролировать груз по количеству и целостности упаковки при приемке товара. Перевозчик, подписывая Сопроводительную Накладную, несет ответственность за сохранность материала и за его количество. В случае обнаружения повреждений и недостачи возможные претензии о возмещении ущерба за понесенные убытки покупатель должен предъявлять перевозчику.
- ВОЗВРАТ ТОВАРА** - Покупатель не может ни на каком основании осуществлять возврат товара без нашего предварительного письменного согласия. Все расходы будут отнесены на счет Заказчика.
- АННУЛИРОВАНИЕ ЗАКАЗА** - Отмена заказа не будет приниматься, если материал был уже изготовлен, или если уже было начато его производство, а тем более, если уже была произведена отправка. В любом случае, при отмене заказа Заказчик будет обязан произвести оплату всей поставки. Если отмена заказа будет возможна, Клиент должен будет возместить все расходы, понесенные производителем до момента отмены.
- ЦЕНЫ** - Цены, указанные в наших прайс-листах, имеют ориентировочный характер. Мы оставляем за собой право изменить цены перед принятием заказа
- ПЛАТЕЖИ** - Оплата товара должна производиться только прямым платежом. Задержка более чем на 10 дней каждого причитающегося платежа или отсутствие покрытия в срок векселя, который был передан, уступлен или выставлен заказчиком, является состоянием неплатежеспособности. В таком случае мы оставляем за собой право приостановить поставку, отменить все текущие отношения, а также немедленно потребовать полной выплаты каждой задолженности и обращаться по этому поводу в суд, в исполнительном или предупредительном порядке, а также с требованием возмещения ущерба: в любом случае, по истечении 10 дней с даты причитающегося платежа, мы имеем право без предупреждения выписать переводный вексель на предьявителя с оплатой издержек. Кроме того, на просроченную задолженность начисляются проценты по неустойке по текущей процентной ставке 5 % годовых.
- РАСПАКОВКА КОРОБОК** - Продажа товара осуществляется только целыми заводскими коробками.
- ПРАВО УДЕРЖАНИЯ ТОВАРА** - товар остается нашей собственностью до момента полной оплаты поставки даже в случае, если была произведена отправка, и был выставлен счет-фактура также в случае передачи или продажи товара третьим лицам.
- КОМПЕТЕНТНЫЙ СУД** - Рассмотрение любых споров будет находиться в исключительной компетенции Суда г. Модены.

### УСЛУГИ ЛОГИСТИКИ

**ОТМЕНА ЗАКАЗОВ:** за разрешенную отмену заказов на материалы, уже поставленные на наш склад, а также за разрешенный возврат, будет взиматься сумма в размере 15% от налогооблагаемой базы с минимальным фиксированным размером в 50 € в счет возмещения транспортных расходов и пересортировки.

**ЗАКАЗЫ НА МАЛЫЕ КОЛИЧЕСТВА:** за заказы на фоновую плитку, ступени или плинтусы в общем количестве менее 5 упаковок будет взиматься плата за упаковку и перемещение на сумму 20 €

**НЕПОЛНЫЙ ПОДДОН:** за заказы, метраж которых меньше одного полного поддона, будет взиматься наценка в размере 1,80 €/m2 за форматы до 120x120 включительно и 3,00 €/m2 за форматы 120x280, 160x320 и всю серию Out.20.

**СРОЧНЫЕ ПОСТАВКИ:** за подготовку заказов в течение 24 часов, максимум на 2 артикула, будет взиматься чистая фиксированная наценка в размере 30 €.

### УПАКОВКУ

**ПЛАТА ЗА УПАКОВКУ:**

За специальную упаковку будет взиматься плата, указанная в сводной таблице.

**ВОЗВРАТ:** Упаковка для форматов 160x320 и 120x280 может быть возвращена и взаимозачтена, если она возвращается в хорошем состоянии.

Не возмещается плата за упаковку, находящуюся в непригодном состоянии или же для форматов меньших размеров.

## IMBALLI PACKAGING

### NUOVI SISTEMI DI IMBALLO

L'innovazione del progetto lastre si esprime anche attraverso la parte logistica del progetto. ABK Group rivoluziona il sistema di imballaggio delle lastre ed è a oggi l'unica azienda che ha portato il sistema a cavalletto impilabile alla dimensione di cm 75x284x147,5 (lastre 120x280), 75x168x109 (lastre 80x160) e 75x26x200 (lastre 26x200).

Questi i principali vantaggi offerti:

-essendo impilabile permette di ottimizzare gli spazi all'interno dei magazzini.\*

- la profondità di 75 cm consente di sfruttare a pieno il volume di carico dei container (3 pallets ne occupano perfettamente la larghezza).

- Il posizionamento verticale del prodotto garantisce una maggiore protezione delle lastre durante le fasi di trasporto.

- facilita le operazioni sul cantiere in quanto le lastre si trovano già posizionate in verticale, il materiale è facilmente ispezionabile e removibile per l'installazione.

- le dimensioni complessive del cavalletto consentono maggiori spazi di manovra all'interno dei locali di posa rispetto alle casse tradizionali e agevolano il sollevamento del materiale mediante mezzi meccanici (gru-montacarichi).

-è caratterizzato da un sistema di regettatura che consente di liberare anche 1 solo collo alla volta, senza compromettere la stabilità del materiale che rimane sul pallet, evitando così il rischio di rotture. Le lastre dovranno essere liberate rispettando la sequenza opposta rispetto a quella con cui sono state confezionate, quindi iniziando dall'ultimo collo regettato.

### NEW PACKAGING SYSTEMS

Innovation in slab's range is also reflected in the project's logistics. ABK Group has revolutionised the packaging of ceramic slabs and is the only company to have expanded the stacking rack pallet system to the 75x284x147,5 (slabs 120x280), 75x168x109 (slabs 80x160) e 75x26x200 (slabs 26x200) cm size.

This has the following advantages:

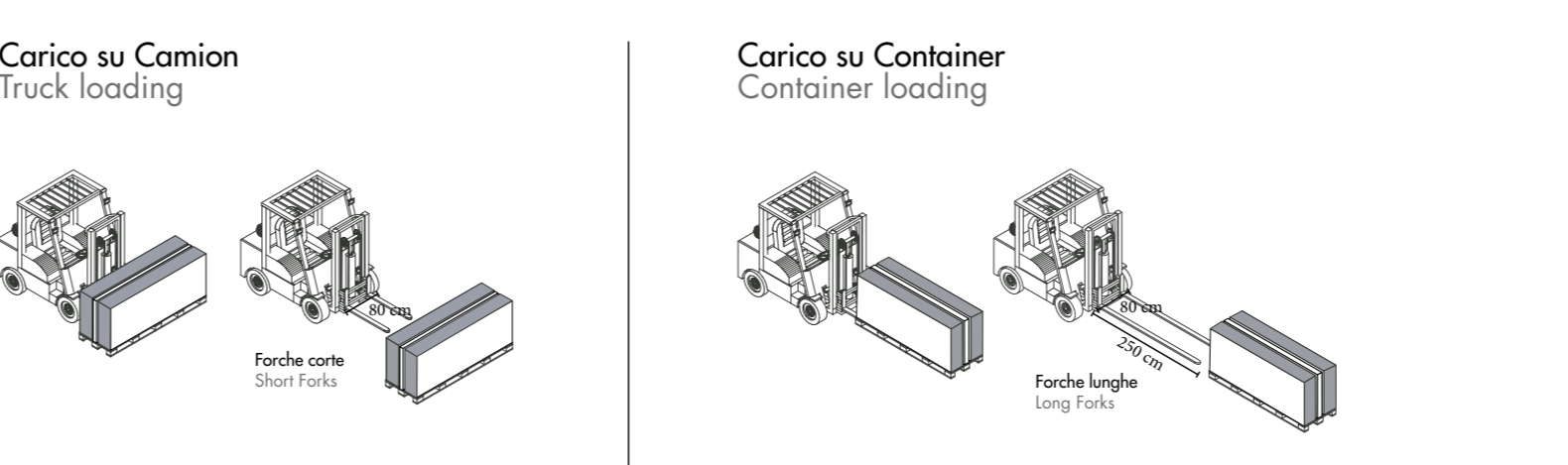
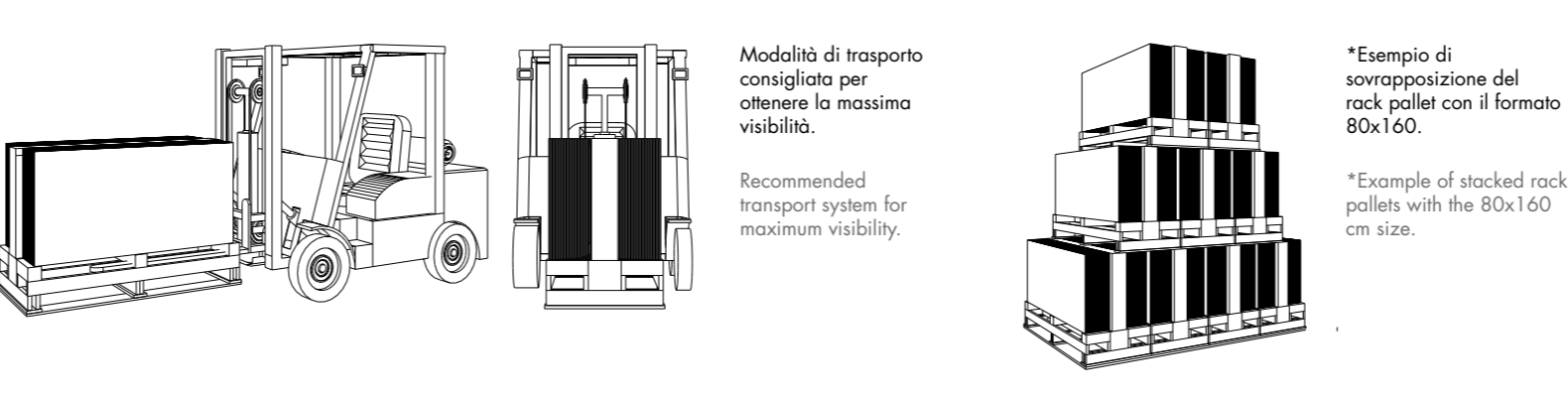
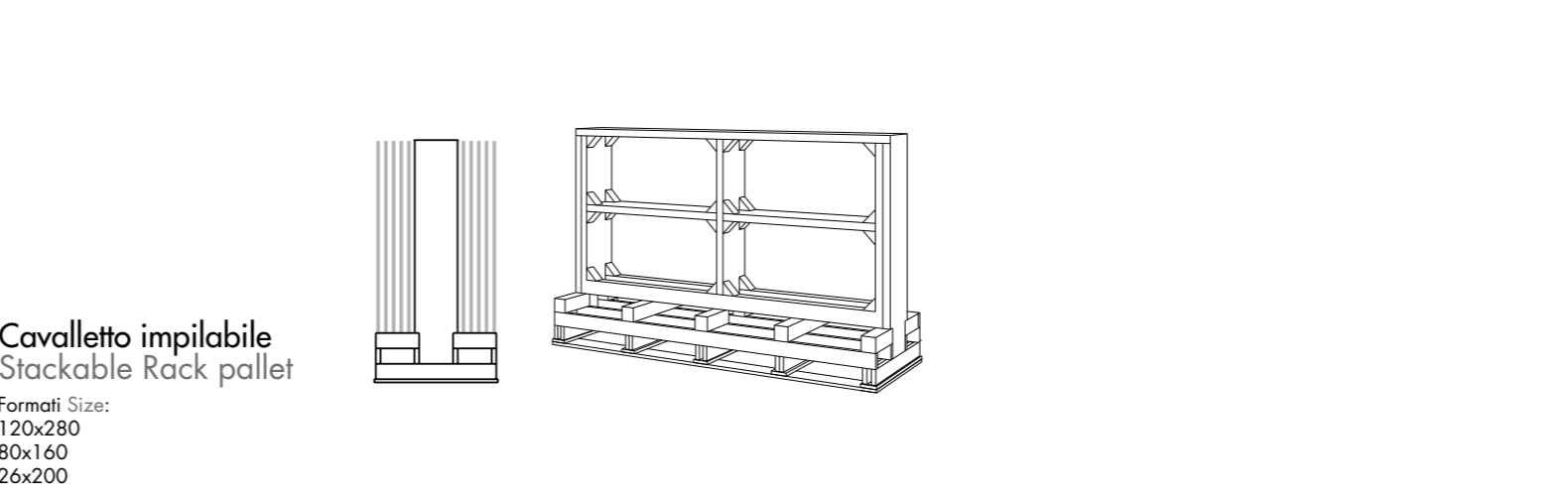
- stacking optimises the use of space in warehouses.\*

- the 75 cm depth enables full use of container load space (3 pallets fit perfectly side by side). The vertical positioning of the product better protects the slabs during shipping.

- it facilitates work on site, since the slabs are already positioned vertically, making the material easy to inspect and remove for installation.

- the overall size of the rack pallet provides greater space for manoeuvring in the installation area in comparison with conventional crates, and also makes it easier to lift the slabs mechanically (with a crane or lift).

- the rack pallet system employs strapping which allows the user to remove a single package at a time without affecting the stability of the other packages on the pallet, thus minimising the risk of breakage. The slabs must be released from the packaging by reversing the packaging sequence, i.e. starting with the last package to have been strapped on.



# Index

## Projects

<b>Stone</b>	POETRY STONE ATLANTIS NATIVE ALPES ALPES RAW MONOLITH
<b>Marble</b>	SENSI ROMA SENSI 900 SENSI SIGNORIA SENSI GEMS SENSI UP
<b>Concrete</b>	BLEND GHOST LAB325 CROSSROAD CHALK

<b>Metal</b>	INTERNO 9 <small>WIDE</small> INTERNO 9
<b>Wood</b>	POETRY WOOD ECO CHIC NEST CROSSROAD WOOD DOLPHIN SOLERAS
<b>Traditional</b>	UNIKA RE-WORK FOSSIL SENSI CLASSIC DOWNTOWN DOCKS PETRAIA

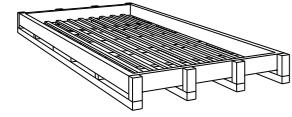
<b>Decor &amp; Wall</b>	POETRY COLORS POETRY DECOR WIDE&STYLE MINI WIDE&STYLE MINI VOL.2 PLAY CROSSROAD BRICK DO UP CHROME
-------------------------	---

<b>Out.20 20 mm</b>	POETRY STONE - SENSI ROMA - NATIVE ATLANTIS - BLEND - GHOST - LAB325 POETRY WOOD - ECO CHIC - DOLPHIN SOLERAS
<b>Out.30 30 mm</b>	LAB325 TRENTO

<b>Hardkoll</b>	COLLANTI E SIGILLANTI ADHESIVES AND SEALANTS
<b>Technical info</b>	INFORMAZIONI TECNICHE

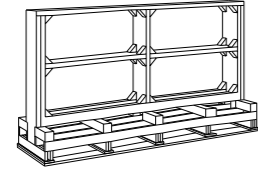
## IMBALLI PACKAGING

**Cassa**  
Crate  
Impilabile Stackable



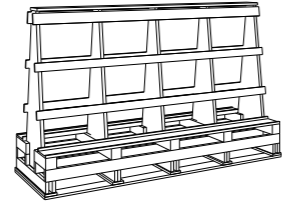
Ingombro Size 174x345x27,5  
(160x320 RETT/LUX)  
€ 220,00

**Cavalletto**  
Rack pallet  
Impilabile Stackable



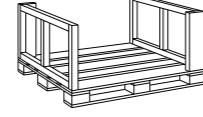
Ingombro Size 75x284x147,5  
(120x280 RETT)  
€ 220,00

**Cavalletto per containers**  
Rack pallet for containers  
Non impilabile Not stackable

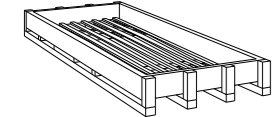


Ingombro Size 75x330x201  
(160x320 RETT/LUX)  
€ 335,00

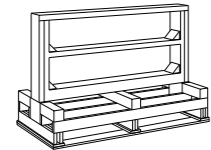
**Pallet con sponde**  
Pallet with sides  
Impilabile Stackable



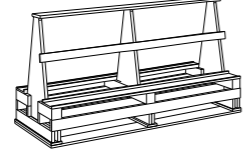
Ingombro Size 122x143x70  
(120x120)  
€ 45,00



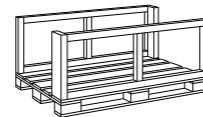
Ingombro Size 144x291x34  
(120x280 LUX)  
€ 150,00



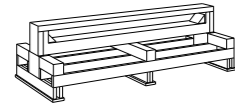
Ingombro Size 75x168x109  
(80x160 RETT)  
€ 120,00



Ingombro Size 75x288x161  
(120x280 RETT/LUX)  
€ 295,00



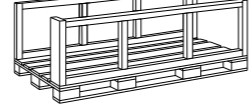
Ingombro Size 99x162x70  
(80x160)  
€ 70,00



Ingombro Size 75x50x200  
(26x200 RETT)  
€ 68,00

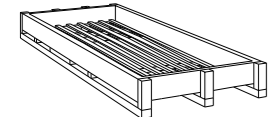


Ingombro Size 75x130x149  
(120x120 RETT./LUX)  
€ 68,00

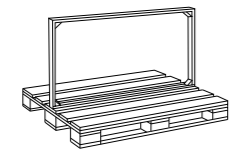


Ingombro Size 99x182x70  
(26,5x180)  
€ 68,00

### IMBALLI PER ORDINI AL VENDUTO / PICKING ORDER PACKAGING

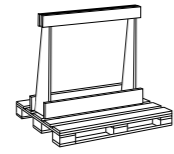


Ingombro Size 144x291x24  
(120x280)  
€ 90,00  
quantità massima 5 lastre  
maximum quantity 5 slabs



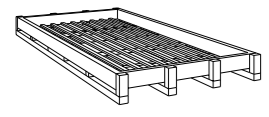
Ingombro Size 80x130x60  
(60x120 30x120 80x80)  
VERTICALE/VERTICAL

Su richiesta imballo standard con scatole orizzontali senza addebito.  
Standard packaging with laying boxes possible without charges.

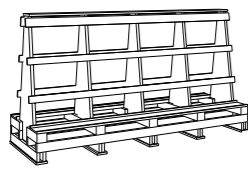


Ingombro Size 80x130x120  
(120x120) VERTICALE/VERTICAL  
€ 45,00


### ABKSTONE IMBALLI / PACKAGING 12/20 MM



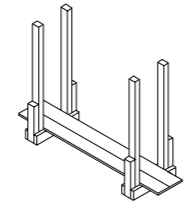
**Cassa**  
Crate  
Ingombro Size 174x345x27,5  
(163,5x323)  
€ 220,00



**Cavalletto container legno A - frame**  
Container Rack pallet wood A - frame  
Ingombro Size 75x330x201  
(163,5x323)  
€ 335,00



**Cavalletto container metallo A - frame**  
Container Rack pallet metal A - frame  
Ingombro Size 75x330x201  
(163,5x323)  
€ 515,00



**Legaccio**  
Bundle  
Non impilabile Not stackable  
Ingombro Size 54x330x223  
€ 240,00 6 mm  
€ 210,00 12 mm  
€ 240,00 20 mm

## IMBALLI PACKAGING GRES PORCELLANATO PORCELAIN TILES

F.to nominale Nominal size	Finitura Finish	▼ ▲	F.to reale (mm) Work size (mm)	Imballo Packing	Pz/Scat. Pcs/Box	Mq/Scat. Sqm/Box	Kg/Scat. Kg/Box	Scat./Imb. Box/Pack.	Pz Totali Pcs Total	Mq totali Sqm total	Kg Imb. Kg Packing	Kg Totali Kg Total	Prezzo Imb. Packing price	Dimens. Imballo Packing sizes	
<b>160x320</b> 63"x126"	rett	6	1596,5x3195	Cassa Crate	-	-	-	-	15	76,80	139	1294	€ 220,00	P. 174 L. 345 H. 27,5	
				Cavalletto container Container Rack pallet	-	-	-	-	-	36	184,32	180	2.952	€ 335,00	P. 75 L. 330 H. 201
<b>120x280</b> 48"x12"	rett	6	1194x2800	Cassa Crate	-	-	-	-	20	67,20	95	1.104	€ 150,00	P. 144 L. 291 H. 34	
				Cavalletto Rack pallet	-	-	-	-	-	36	121,00	120	1.935	€ 220,00	P. 75 L. 284 H. 147,5
				Cavalletto container Container Rack pallet	-	-	-	-	-	36	121,00	140	1.955	€ 295,00	P. 75 L. 288 H. 161
<b>80x160</b> 32"x64"	rett.	8,5	797,25x1596,5	Cavalletto Rack pallet	2	2,56	51,20	22	44	56,32	70	1.196	€ 120,00	P. 75 L. 168 H. 109	
				Pallet con sponde Pallet with sides	2	2,56	51,20	22	44	56,32	40	1.166	€ 70,00	P. 99 L. 162 H. 70	
<b>26x200</b> 10"x80"	rett	6	264,4x2000	Cavalletto Rack pallet	5	2,60	39,00	18	90	46,80	50	752	€ 68,00	P. 75 L. 50 H. 207	
<b>26,5x180</b> 10,6"x72"	rett	8,5	264,7x1798	Pallet con sponde Pallet with sides	3	1,43	28,60	42	126	60,10	50	1.251	€ 68,00	P. 184 L. 91 H. 54	
<b>30x180</b> 12"x72"	rett	20	300x1800	pallet	2	1,08	26,00	24	48	25,92	20	644	-		
<b>40x170</b> 16"x68"	rett.	8,5	400x1700	pallet	2	1,36	27,00	32	64	43,52	20	884	-		
<b>20x170</b> 8"x68"	rett.	8,5	199x1700	pallet	4	1,36	27,00	36	144	48,96	20	992	-		
<b>120x120</b> 48"x48"	rett.	8,5	1194x1194	Pallet con sponde Pallet with sides	2	2,88	57,60	16	32	46,08	40	962	€ 45,00	P. 122 L. 143 H. 70	
<b>120x120</b> 48"x48"	rett.	20	1200x1200	pallet	1	1,44	65,00	18	18	25,92	40	1.210	-		
<b>60x120</b> 24"x48"	rett.	8,5	596x1194	pallet	2	1,44	28,80	30	60	43,20	20	884	-		
<b>60x120</b> mix sizes (interno 9)	rett.	8,5	596x1194	pallet	2	1,44	28,80	26	52	37,44	20	769	-		
<b>60x120</b> mix floor 24"x48" (unika)	rett.	8,5	-	pallet	2	1,44	28,80	24	48	34,56	20	711	-		
<b>60x120</b> 24"x48"	rett.	20	596x1194	pallet	1	0,72	32,80	30	30	21,60	20	1.004	-		
<b>40x120</b> 16"x48"	rett.	6	397,62x1194	pallet	4	1,92	28,00	24	96	46,08	20	716	-		
<b>30x120</b> 12"x48"	rett.	8,5	297x1194	pallet	4	1,44	28,80	36	144	51,84	20	1.057	-		
<b>30x120</b> 12"x48"	rett.	20	297x1194	pallet	2	0,72	32,80	30	64	23,04	20	1.004	-		
<b>30x120</b> 12"x48"	rett.	30	300x1200	pallet	1	0,36	25,02	44	44	15,84	20	1.120	-		
<b>20x120</b> 8"x48"	rett.	8,5	199x1194	pallet	6	1,44	27,20	36	216	51,84	20	999	-		
<b>90x90</b> 36"x36"	rett.	8,5	895x895	pallet	2	1,62	32,40	22	44	35,64	20	733	-		
<b>90x90</b> 36"x36"	rett.	20	896x896	pallet	1	0,81	36,50	30	30	24,30	20	1.115	-		
<b>90x90</b> 36"x36"	rett.	30	900x900	pallet	1	0,81	56,30	20	20	16,20	20	1.146	-		
<b>80x80</b> (interno 9, alpes, lab325)	rett.	8,5	797,25x797,25	pallet	2	1,28	25,60	48	88	56,32	20	1.249	-		
<b>80x80</b> (Downtown/Docks)	rett.	8,5	800x800	pallet	2	1,28	25,60	48	100	64,00	20	1.249	-		

# Index

## Projects

### Stone

POETRY STONE  
ATLANTIS  
NATIVE  
ALPES  
ALPES RAW  
MONOLITH

### Marble

SENSI ROMA  
SENSI 900  
SENSI SIGNORIA  
SENSI GEMS  
SENSI UP

### Concrete

BLEND  
GHOST  
LAB325  
CROSSROAD CHALK

### Metal

INTERNO 9 WIDE  
INTERNO 9

### Wood

POETRY WOOD  
ECO CHIC  
NEST  
CROSSROAD WOOD  
DOLPHIN  
SOLERAS

## Traditional

UNIKA  
RE-WORK  
FOSSIL  
SENSI CLASSIC  
DOWNTOWN  
DOCKS  
PETRAIA

## Decor & Wall

POETRY COLORS  
POETRY DECOR  
WIDE&STYLE MINI  
WIDE&STYLE MINI VOL. 2  
PLAY  
CROSSROAD BRICK  
DO UP  
CHROME

## Out.20 20 mm

POETRY STONE - SENSI ROMA - NATIVE  
ATLANTIS - BLEND - GHOST - LAB325  
POETRY WOOD - ECO CHIC - DOLPHIN  
SOLERAS

## Out.30 30 mm

LAB325  
TRENTO

## Hardkoll

COLLANTI E SIGILLANTI  
ADHESIVES AND SEALANTS

## Technical info

INFORMAZIONI TECNICHE

## IMBALLI PACKAGING

### GRES PORCELLANATO PORCELAIN TILES

F.to nominale Nominal size	Finitura Finish	▼ ▲	F.to reale (mm) Work size (mm)	Imballo Packing	Pz/Scat. Pcs/Box	Mq/Scat. Sqm/Box	Kg/Scat. Kg/Box	Scat./lmb. Box/Pack.	Pz Totali Pcs Total	Mq totali Sqm total	Kg lmb. Kg Packing	Kg Totali Kg Total	Prezzo lmb. Packing price	Dimens. Imballo Packing sizes
<b>60x90</b> 24"x36"	rett.	20	596x895	pallet	2	1,08	49,20	20	40	21,60	20	1.004	-	
<b>60x80</b> mix wall (unika)	rett.	8,5	-	pallet	2	0,96	19,20	54	108	51,84	20	1.057	-	
<b>40x80</b> 16"x32"	rett.	8,5	400x800	pallet	3	0,96	19,20	30	90	28,80	20	596	-	
<b>20x80</b> 8"x32"	rett.	8,5	199x800	pallet	8	1,28	25,60	42	336	53,76	20	1.095	-	
<b>20x80</b> french 8"x32" pattern	rett.	8,5	199x800	pallet	6	0,82	16,40	36	216	29,52	20	610	-	
<b>13,5x80</b> 5,3"x32"	rett.	8,5	132x800	pallet	10	1,08	21,60	40	400	43,20	20	884	-	
<b>60x60</b> 24"x24"	nat.	8,5	-	pallet	3	1,08	21,60	40	120	43,20	20	884	-	
<b>60x60</b> 24"x24"	rett.	8,5	596x596	pallet	3	1,08	21,60	40	120	43,20	20	884	-	
<b>30x60</b> 12"x24"	nat.	8,5	-	pallet	6	1,08	21,60	40	240	43,20	20	884	-	
<b>30x60</b> 12"x24"	rett.	8,5	297x596	pallet	6	1,08	21,60	40	240	43,20	20	884	-	
<b>30x60</b> mix sizes 12"x24"	rett.	8,5	297x596	pallet	6	1,08	21,60	40	240	43,20	20	884	-	
<b>50x50</b> 20"x20"	nat.	8,5	-	pallet	6	1,50	30,00	42	252	63,00	20	1.280	-	
<b>33,3x33,3</b> (petraia) 13"x13"	nat.	8,5	-	pallet	11	1,22	24,40	48	528	58,56	20	1.191	-	
<b>16,65x33,3</b> 6,5"x13"	nat.	8,5	-	pallet	11	0,61	12,20	88	968	53,68	20	1.094	-	
<b>20x40</b> 8"x16"	nat.	8,5	-	pallet	15	1,20	24,00	64	960	76,80	20	1.556	-	

### DECOR & WALL

F.to nominale Nominal size	Finitura Finish	▼ ▲	F.to reale (mm) Work size (mm)	Imballo Packing	Pz/Scat. Pcs/Box	Mq/Scat. Sqm/Box	Kg/Scat. Kg/Box	Scat./lmb. Box/Packing	Pz Totali Pcs Total	Mq totali Sqm total	Kg lmb. Kg Packing	Kg Totali Kg Total	Prezzo lmb. Packing price
60x120 24"x48"	rett.	7	596x1194	pallet	2	1,44	20,00	35	70	50,40	20	720	-
60x120 (do up 24"x48" STREET)	rett.	7	596x1194	pallet	2	1,44	24,00	30	60	43,20	20	740	-
60x120 (wide&style mini tinte unite) 24"x48"	rett.	7	596x1194	pallet	2	1,44	20,00	40	80	57,60	20	820	-
60x120 (wide&style mini dec. gres porcellanato) 24"x48"	rett.	7	596x1194	pallet	2	1,44	24,00	32	64	46,08	20	788	-
30x120 12"x48"	rett.	7	297x1194	pallet	4	1,44	20,00	42	168	60,48	20	868	-
20x20 (play/poetry decor) 8"x8"	nat.	8,5	-	pallet	16	0,64	11,90	56	896	35,84	20	686	-
10x10 (poetry colors) 4"x4"	nat.	8,5	-	pallet	50	0,50	7,20	120	6000	60,00	20	884	-
7,5x30 (crossroad 2,8"x11,2" brick)	nat.	8,5	-	pallet	22	0,50	7,50	96	2112	48,00	20	740	-
7,5x15 (poetry colors) 3"x6"	nat.	8,5	-	pallet	44	0,50	7,20	120	5280	60,00	20	884	-

L'unità minima di vendita per tutti gli articoli (fondi, decori e pezzi speciali) è la scatola completa. I dati relativi agli imballi sono aggiornati al momento della stampa del catalogo e pertanto possono subire variazioni nel corso del tempo. Pezzi speciali e decori per effetto delle lavorazioni, possono presentare variazioni di tonalità.

The minimum sales quantity for all items (plain tiles, decorations and special trims) is one full box. Data referring to packaging have been update at time of printing; the actual data may be slightly different. Due to working process special trims and decors, may show variation in tonality.

Le caratteristiche di superficie e le tonalità dei prodotti ceramici illustrati in questo catalogo sono da ritenersi puramente indicative. Optical features and color shades of ceramic materials illustrated in this catalogue are to be regarded as mere indications.

## IMBALLI PACKAGING

ABKSTONE<sup>™</sup>

F.to nominale Nominal size	▼ ▲	F.to reale (mm) Work size (mm)	Imballo Packing	Lastre/Imballo	Mq totali Sqm total	Kg/lastra Kg/slab	Kg lmb. Kg Packing	Kg Totali Kg Total	Prezzo lmb. Packing price
163,5x323 nat. / lux	20	1635x3230	Cassa Crate	5	25,60	246	139	1.369	€ 220,00
163,5x323 nat. / lux	20	1635x3230	Cavalletto container legno A - frame Container Rack pallet wood A - frame	12 *10	61,44 51,20	246	180	3.132 2.640	€ 335,00
163,5x323 nat. / lux	20	1635x3230	Cavalletto container metallo A - frame Container Rack pallet metal A - frame	12 *10	61,44 51,20	246	180	3.132 2.640	€ 515,00
163,5x323 nat. / lux	20	1635x3230	Legaccio Bundle	12	61,44	246	60	3.012	€ 240,00
163,5x323 nat.	12	1635x3230	Cassa Crate	10	51,20	149	139	1.629	€ 220,00
163,5x323 lux	12	1635x3230	Cassa Crate	9	46,08	149	139	1.480	€ 220,00
163,5x323 nat. / lux	12	1635x3230	Cavalletto container legno A - frame Container Rack pallet wood A - frame	22 *18	112,64 92,16	149	180	3.458 2.862	€ 335,00
163,5x323 nat. / lux	12	1635x3230	Cavalletto container metallo A - frame Container Rack pallet metal A - frame	22 *18	112,64 92,16	149	180	3.458 2.862	€ 515,00
163,5x323 nat. / lux	12	1635x3230	Legaccio Bundle	18	92,16	149	60	2.742	€ 210,00
163,5x323 nat. / lux	6	1635x3230	Cassa Crate	15	76,80	77	139	1.294	€ 220,00
163,5x323 nat. / lux	6	1635x3230	Cavalletto container legno A - frame Container Rack pallet wood A - frame	36	184,32	77	180	2.952	€ 335,00
163,5x323 nat. / lux	6	1635x3230	Cavalletto container metallo A - frame Container Rack pallet metal A - frame	36	184,32	77	180	2.952	€ 515,00
163,5x323 nat. / lux	6	1635x3230	Legaccio Bundle	27	138,24	77	60	2.139	€ 240,00

\* I cavalletti per carico su container prevedono 18 lastre in 12 mm anzichè 22 e 10 lastre in 20 mm anzichè 12.

\* A Frame for container loading contains 18 slabs in 12 mm thickness and not 22, 10 slabs in 20 mm thickness and not 12.

ABK garantisce una superficie utile pari a 1635x3230 mm, la fatturazione invece è calcolata sulla base del formato 1600x3200 mm.

Su richiesta, le lastre in 6 e 12 mm di ABK possono essere rinforzate strutturalmente con una stuoia in fibra di vetro applicata sul retro con apposito collante. L'applicazione della stuoia prevede una maggiorazione di € 10,00 al mq sul prezzo netto della lastra.

ABK guarantees a useful surface area of 1635x3230 mm whereas billing is calculated on the basis of a 1600x3200 mm size.

On request, the 6 and 12 mm slabs from ABK can be reinforced with fiberglass matting applied to the rear surface using a special adhesive. The fiberglass matting application involves a 10,00 € per sqm increase on the slab's net price.

Su richiesta, le lastre ABKSTONE possono essere rettificate nella dimensione di 1596,5x3195 mm con una maggiorazione di 7,00 € /mq.

On request, ABKSTONE slabs can be reticified size 1596,5x3195 mm with a 7,00 € per sqm supplement.

# Index

## Projects

### Stone

POETRY STONE  
ATLANTIS  
NATIVE  
ALPES  
ALPES RAW  
MONOLITH

### Marble

SENSI ROMA  
SENSI 900  
SENSI SIGNORIA  
SENSI GEMS  
SENSI UP

### Concrete

BLEND  
GHOST  
LAB325  
CROSSROAD CHALK

### Metal

INTERNO 9 WIDE  
INTERNO 9

### Wood

POETRY WOOD  
ECO CHIC  
NEST  
CROSSROAD WOOD  
DOLPHIN  
SOLERAS

## Traditional

UNIKA  
RE-WORK  
FOSSIL  
SENSI CLASSIC  
DOWNTOWN  
DOCKS  
PETRAIA

## Decor & Wall

POETRY COLORS  
POETRY DECOR  
WIDE&STYLE MINI  
WIDE&STYLE MINI VOL. 2  
PLAY  
CROSSROAD BRICK  
DO UP  
CHROME

## Out.20 20 mm

POETRY STONE - SENSI ROMA - NATIVE  
ATLANTIS - BLEND - GHOST - LAB325  
POETRY WOOD - ECO CHIC - DOLPHIN  
SOLERAS

## Out.30 30 mm

LAB325  
TRENTO

## Hardkoll

COLLANTI E SIGILLANTI  
ADHESIVES AND SEALANTS

## Technical info

INFORMAZIONI TECNICHE

Marketing ABK Group  
Direfarecreare.it

Brand of ABK Group Industrie Ceramiche s.p.a. - via S.Lorenzo N.24/a - 41034 Finale Emilia - Modena Italy  
tel. 0535 761311 - fax 0535 761320/92800/761351

[www.abk.it](http://www.abk.it)  
#abkemozioni

**ABK**

EMOZIONI IN SUPERFICIE

WE  
ARE **ABK**  
GROUP